FED. ROAD DIST. NO.	STATE	FED. AID PROJ. NO.	FISCAL YEAR	SHEET NO.	TOTAL SHEETS
HAWAII	HAW.	I-H3-1(57)	1988		

HALF PLAN TOP SLAB

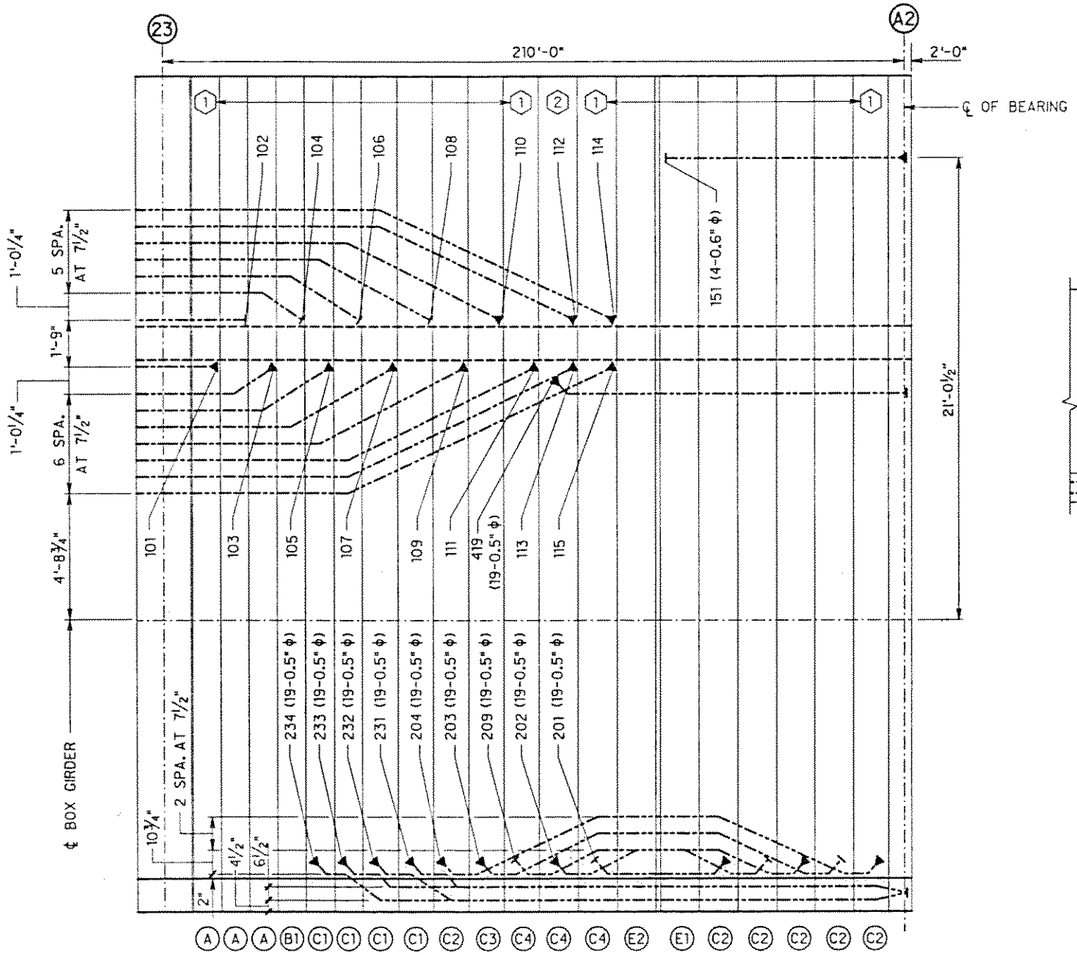

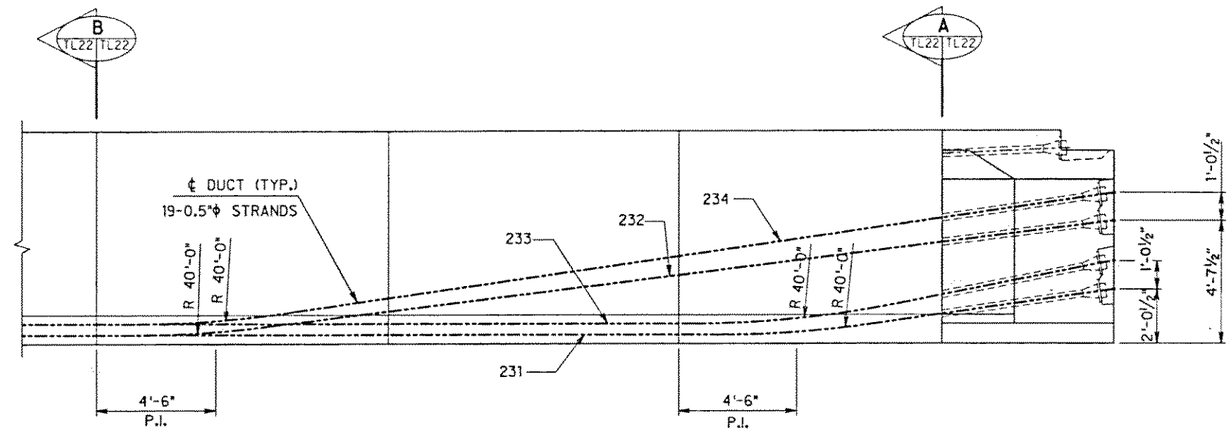

ELEVATION - ABUTMENT SPAN

SCALE : ⅜"=1'-0"

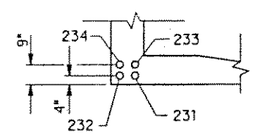

B TL22 TL22 **SECTION**

SCALE : ⅜"=1'-0"

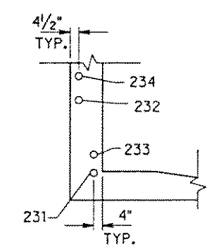

A TL22 TL22 **SECTION**

SCALE : ⅜"=1'-0"

NOTES

1. ALL TENDONS SHOWN ARE 17-0.5" ϕ STRAND TENDONS U.N.O.
2. ◯ DENOTES BOTTOM BLOCK TYPES FOR DETAILS SEE SHEETS TA1 AND PT2.
3. "T" DENOTES TEMPORARY TENDONS.
4. ⬡ DENOTES TOP BLOCK TYPES FOR DETAILS SEE SHEETS TA2 AND PT3.
5. ▶-------- DENOTES STRESSING END.
6. ├-------- DENOTES NON-STRESSING END.
7. ALL TOP SLAB TENDONS SHALL BE STRESSED AT 203 ksi.
8. ALL BOTTOM SLAB TENDONS SHALL BE STRESSED AT 216 ksi.

ORIGINAL PLANS | SURVEY PLOTTED BY | SURVEY BY | TRACED BY | DESIGNED BY | QUANTITIES BY | CHECKED BY | DATE | NOTE NOS. | No.

JAMES R. LIBBY REGISTERED PROFESSIONAL ENGINEER No. 2575-S HAWAII, U.S.A.

THIS WORK WAS PREPARED BY ME OR UNDER MY SUPERVISION

DATE	REVISION

J. MULLER INTERNATIONAL | Libby Engineers

STATE OF HAWAII
DEPARTMENT OF TRANSPORTATION
HIGHWAYS DIVISION

POST-TENSIONING LAYOUT XXII
INBOUND PIER 23 THRU ABUTMENT 2

INTERSTATE ROUTE H-3
F.A.I. PROJECT No. I-H3-1(57)
F.A.I. PROJECT No. I-H3-1(58)
SCALE : AS NOTED DATE : JUN. 1991

SHEET No. TL22 OF SHEETS