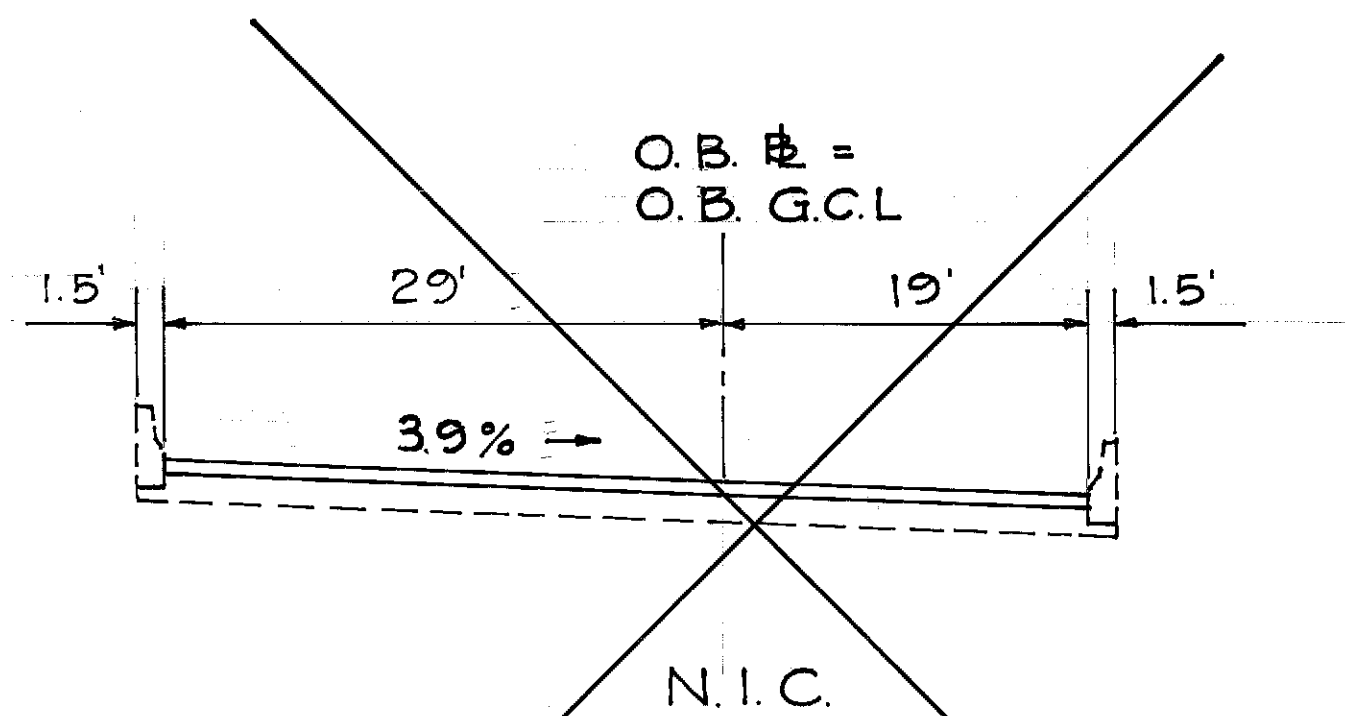
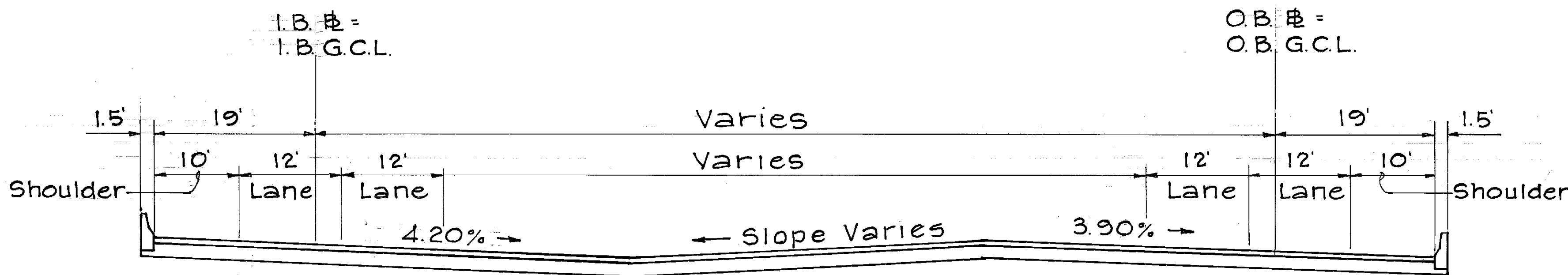
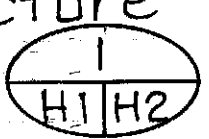


FED. ROAD DIST. NO.	STATE	FED. AID PROJ. NO.	FISCAL YEAR	SHEET NO.	TOTAL SHEETS
HAWAII	HAW.	I-H3-1 (57)	1988	11	274

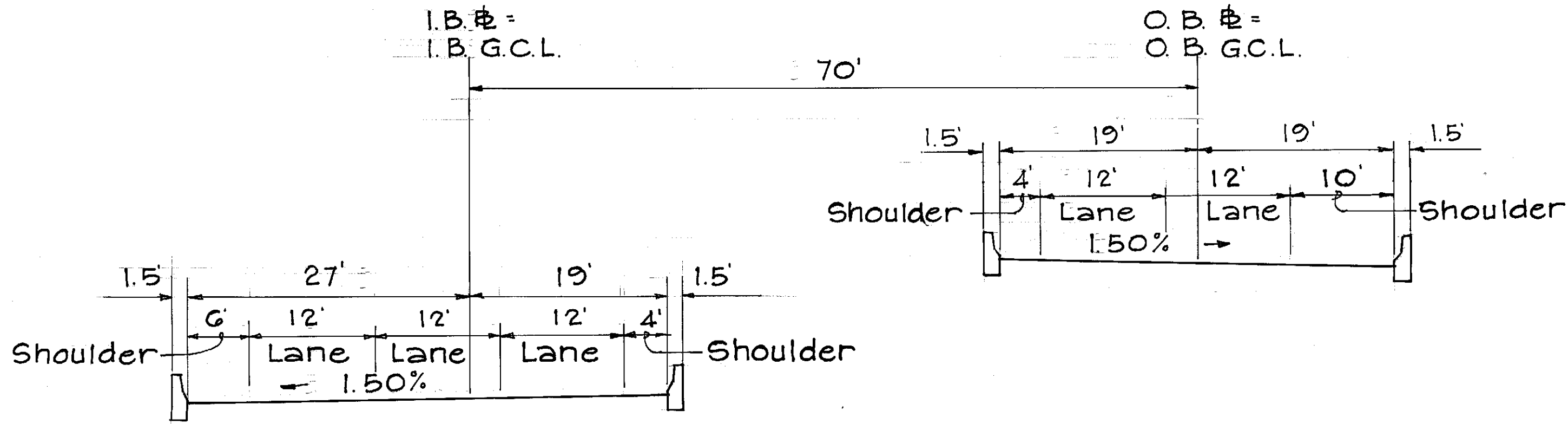


TYPICAL SECTION
O.B. STA 259+30 TO STA 262+00
 SCALE: 1" = 10'




For Pavement Structure See 

TYPICAL SECTION
I.B. STA 263+91.76 TO STA. 264+65.53
O.B. STA 263+75 TO STA 264+25.11



TYPICAL SECTION
I.B. STA 330+75.53 TO STA 331+05.74
O.B. STA 330+40.11 TO STA 330+67.18
 SCALE: 1" = 10'

DATE	_____
DESIGNED BY	_____
CHECKED BY	_____
NO.	_____


 THIS WORK WAS PREPARED BY ME OR UNDER MY SUPERVISION
Denis T. Shiu

STATE OF HAWAII
DEPARTMENT OF TRANSPORTATION
HIGHWAYS DIVISION

TYPICAL ROADWAY SECTIONS

INTERSTATE ROUTE H-3
F.A.I. PROJECT NO. I-H3-1 (57)
F.A.I. PROJECT NO. I-H3-1 (58)
SCALE: AS NOTED DATE: SEPT. 1988

DATE	REVISION	SHEET NO. 11 OF 18 SHEETS
------	----------	---------------------------