FED. ROAD DIST. NO.	STATE	FED. AID PROJ. NO.	FISCAL YEAR	SHEET NO.	TOTAL SHEETS
HAWAII	HAW.	I-H3-1(57)	1988	34	274

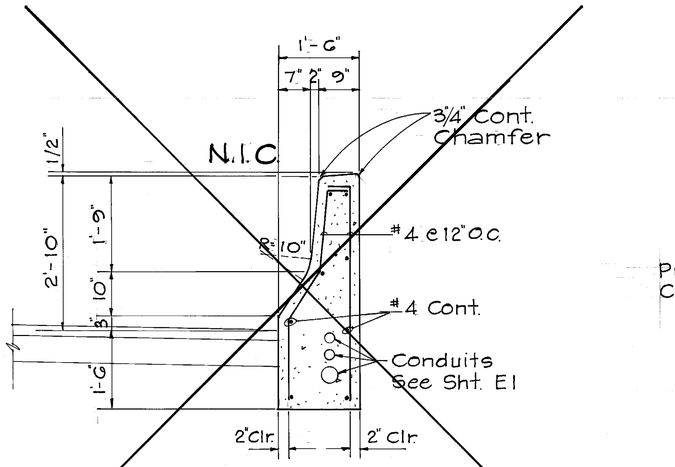

CONCRETE RAILING DETAIL

SCALE: 3/4" = 1'-0"

4 H2 DG

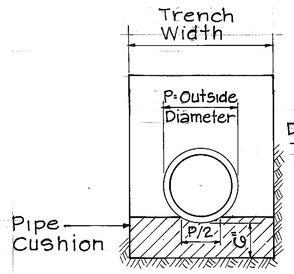

Inside Diameter	Trench Width
~~24"~~	~~4'-0"~~ N.I.C.
36"	5'-4"

Note: Trench Excavation and Backfill Shall be incidental to the cost of the pipe.

DRAINLINE TRENCH DETAIL

NOT TO SCALE

2 D4, D5, D2 DG

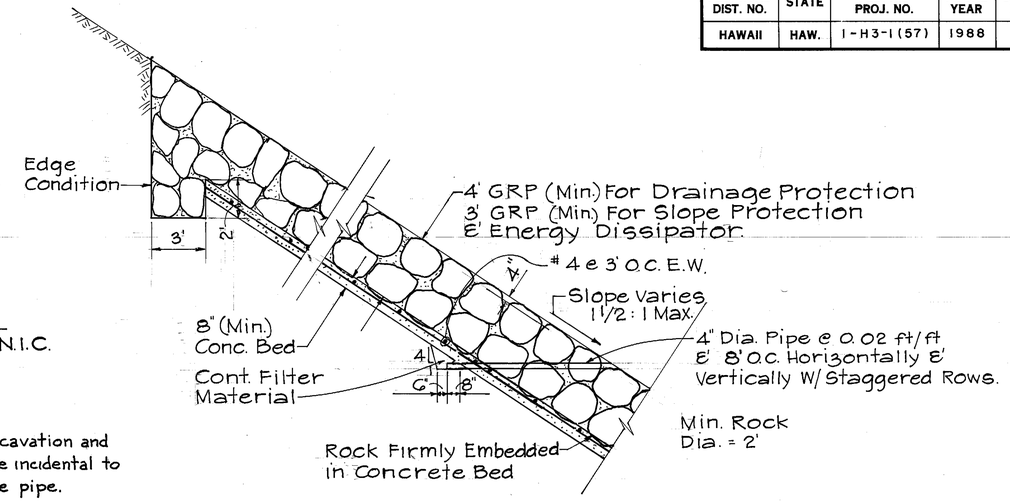

GRP DRAINAGE & SLOPE PROTECTION

SCALE: 1/4" = 1'-0"

3 D9, D3 DG

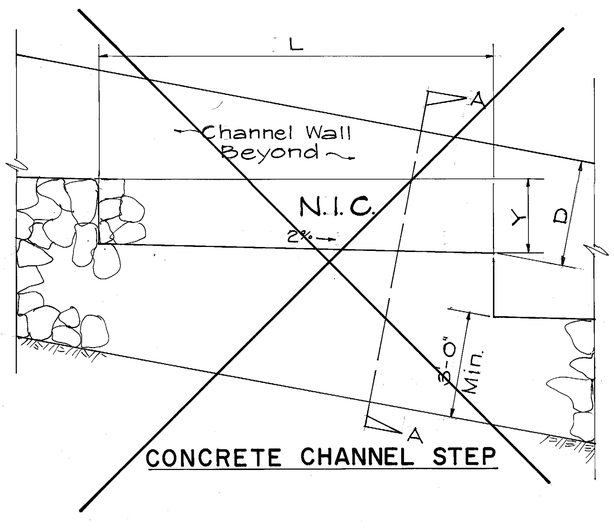

CONCRETE CHANNEL STEP

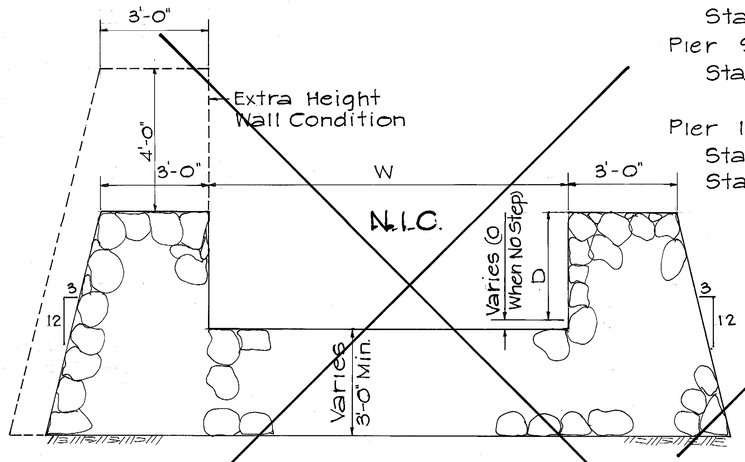

SECTION A-A

N.I.C.

GRP CHANNEL DETAIL

SCALE: 1/2" = 1'-0"

4 D3 DG

Step Dimensions

Location	Y	L
Pier 8		
Sta. 0+17 to 1+71	2'	11'
Pier 9		
Sta. 1+50 to 2+20	3'	10'
Pier 16		
Sta. 0+17 to 0+61	2'	11'
Sta. 0+61 to 1+42	3'	9'

N.I.C.

Channel Dimensions

	W	D
Pier 8	Varies 10' to 16.5	4'
Pier 9	15'	4'
Pier 16	6'	3'

DENIS T. SHIU REGISTERED PROFESSIONAL ENGINEER No. 2447-C HAWAII, U.S.A.

THIS WORK WAS PREPARED BY ME OR UNDER MY SUPERVISION

Denis T. Shiu

STATE OF HAWAII
DEPARTMENT OF TRANSPORTATION
HIGHWAYS DIVISION

GRP DRAINAGE & SLOPE PROTECTION & MISC. DETAIL

INTERSTATE ROUTE H-3
F.A.I. PROJECT NO. I-H3-1(57)
F.A.I. PROJECT NO. I-H3-1(58)

SCALE: AS NOTED DATE: SEPT. 1988

SHEET No. D6 OF 9 SHEETS

DATE	REVISION

ORIGINAL PLAN | SURVEY PLOTTED BY | DRAWN BY | TRACED BY | DESIGNED BY | QUANTITIES BY | CHECKED BY | DATE | NOTE BOOK | No.