FED. ROAD DIST. NO.	STATE	FED. AID PROJ. NO.	FISCAL YEAR	SHEET NO.	TOTAL SHEETS
HAWAII	HAW.	I-H3-1(23):11 I-H3-1(2):11	1970	22	224

⚠1 Revised: Jan. 18, 1971

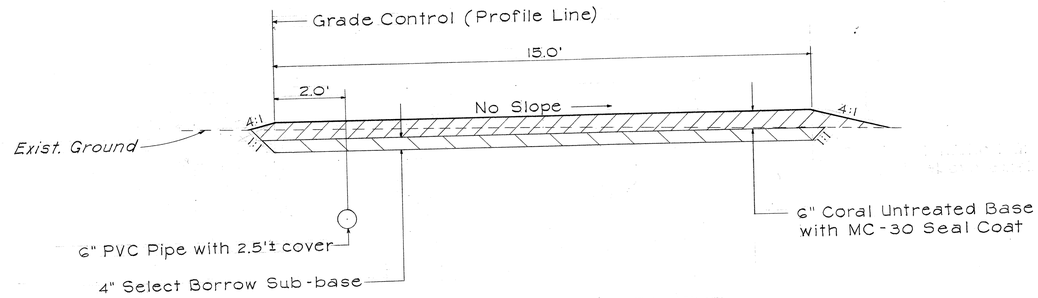

HC & D ROAD TYPICAL SECTION

Scale: 1/2" = 1'-0"

NOTES:

1. All work shall be done according to the plans, State Standard Specifications, Special Provisions, and Amendments.
2. The contractor shall verify the exact location and depth of existing mains at the proposed points of connections before proceeding with his work.
3. ⚠1 Before making any connections to the existing 6" water main, the Contractor must:
   a. Have installed all of the relocated water main except for the connections, together with any required valves, thrust blocks or concrete encasement.
   b. Obtain written permission from the Manager of the HC & D Kapaa Quarry or his authorized representative to make the connection, stating the time the 6" water main will be out of service.
   c. Close the nearest valves on the existing 6" water main adjacent to the points of connection.
4. All Cast Iron and P.V.C. Pipe must be tested and chlorinated in the presence of the State Engineer. The Contractor shall furnish the Engineer with laboratory test certificates after the chlorination has been completed.

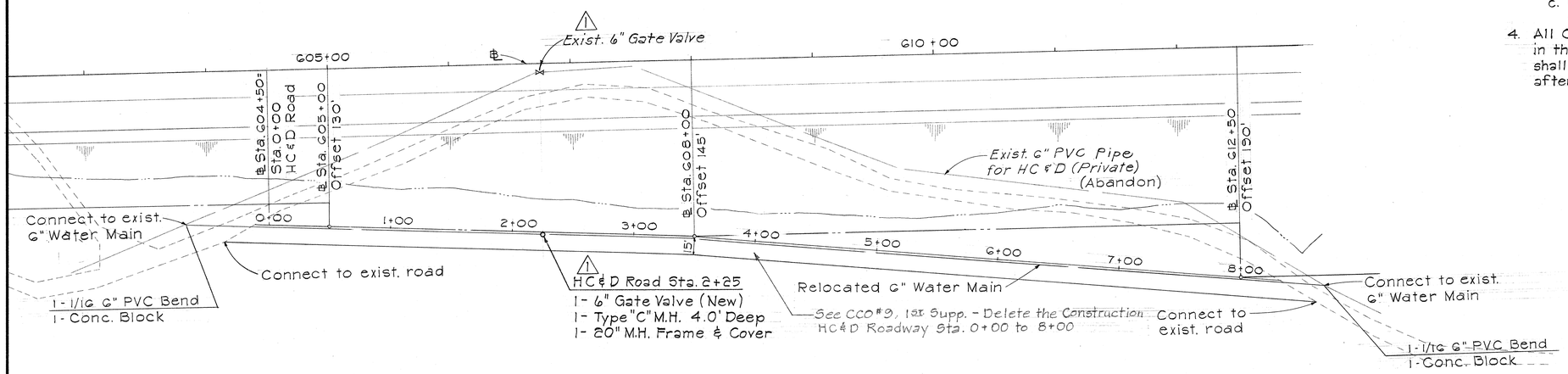

PLAN - HC & D ROAD ℄ STA. 604 + 50

Scale: 1" = 50'

REF. CCO #9
SHT. - SKETCH NO. 2

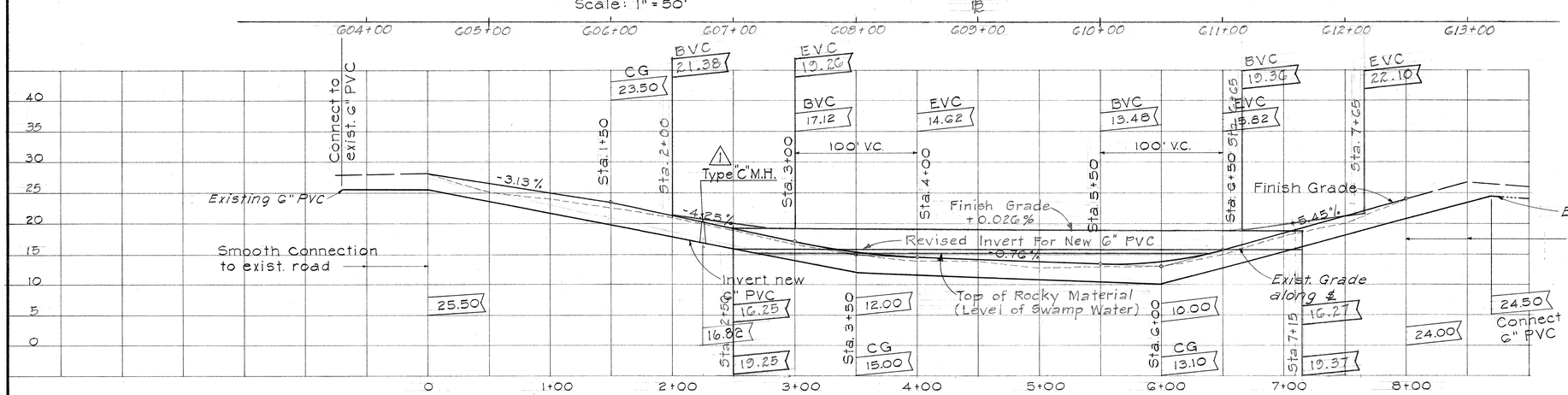

PROFILE - HC & D ROAD ℄ STA. 604 + 50

Scale: Horz. 1" = 50'
Vert. 1" = 10'

THIS SHEET SUPERSEDES SHEET NO. 22

ORIGINAL PLAN		DATE
	SURVEY PLOTTED BY	
	DRAWN BY	
	TRACED BY	
NOTE BOOK	DESIGNED BY	
	QUANTITIES BY	
No.	CHECKED BY	

WALLACE S. MIYASHIRO
REGISTERED PROFESSIONAL ENGINEER
No. 1513
HAWAII, U.S.A.

This work was prepared by me or under my supervision.

Wallace Miyashiro

STATE OF HAWAII
DEPARTMENT OF TRANSPORTATION
HIGHWAYS DIVISION

HC & D ROAD
AND WATER MAIN
℄ STA. 604 + 50

F.A.I. Proj. No. I-H3-1(23):11, I-H3-1(2):11
Scale: As Shown Date: Oct. 1968

SHEET No. 1 OF 1 SHEETS

(22)

PRINTED ON NO. 1000H CLEARPRINT