

WATER POLLUTION AND EROSION CONTROL NOTES (CONT'D)

FED. ROAD DIST. NO.	STATE	FEDERAL AID PROJ. NO.	FISCAL YEAR	SHEET NO.	TOTAL SHEETS
HAWAII	HAW.	1M-0300(123)	2011	4	65

C. EROSION AND SEDIMENT CONTROL INSPECTION AND MAINTENANCE PRACTICES:

1. Inspect all control measures at least once each week and within 24 hours of any rainfall event of 0.5 inches or greater within a 24 hour period.
2. Maintain all measures in good working order. If repair is necessary, it shall be initiated within 24 hours after the inspection.
3. Remove built-up sediment from silt fence when it has reached one-third the height of the fence.
4. Inspect silt screen or fence for depth of sediment, tears, to verify that the fabric is securely attached to the fence posts or concrete slab and to verify that the fence posts are firmly in the ground. Inspect and verify the bottom of the silt screen is buried a minimum of 6 inches below the existing ground.
5. Inspect temporary and permanent seeding and planting for bare spots, washouts and healthy growth.
6. Make a maintenance inspection report promptly after each inspection. Submit a copy to the Engineer no later than one week from the date of the inspection.
7. Provide a stabilized construction entrance to reduce vehicle tracking of sediments. Include stabilized construction entrance in the Water Pollution, Dust, and Erosion Control submittals. Minimum length should be 50 feet. Minimum width should be 30 feet. Minimum depth should be 12 inches or as recommended by the soils engineer and underlain with geo-textile fabric. Clean the paved street adjacent to the site entrance daily or as required to remove any excess mud, cold planed materials, dirt or rock tracked from the site. Cover dump trucks hauling material from the construction site with a tarpaulin.
8. Include designated Concrete Washout Area(s) in the Water Pollution, Dust, and Erosion Control submittals.
9. Submit the name of a specific individual designated responsible for inspections, maintenance and repair activities and filling out the inspection and maintenance report.
10. Personnel selected for the inspection and maintenance responsibilities shall receive training from the Contractor. They shall be trained in all the inspection and maintenance practices necessary for keeping the erosion and sediment controls used onsite in good working order.
11. Contain, remove, and dispose slurry generated from saw cutting of pavement in accordance with approved BMP practices. Payment for confinement, removal, and disposal of slurry shall be considered incidental to the various contract items.

D. GOOD HOUSEKEEPING BEST MANAGEMENT PRACTICES:

1. Materials Pollution Prevention Plan
 - a. Applicable materials or substances listed below are expected to be present onsite during construction. Other materials and substances not listed below shall be added to the inventory.

Concrete	Fertilizers
Detergents	Petroleum Based Products
Paints (enamel and latex)	Cleaning Solvents
Metal Studs	Wood
Tar	Masonry Block
 - b. Use Material Management Practices to reduce the risk of spills or other accidental exposure of materials and substances to storm water runoff. Make an effort to store only enough product as is required to do the job.
 - c. Store all materials stored onsite in a neat, orderly manner in their appropriate containers and if possible under a roof or other enclosure.
 - d. Keep products in their original containers with the original manufacturer's label.
 - e. Do not mix substances with one another unless recommended by the manufacturer.
 - f. Whenever possible, use a product up completely before disposing of the container.

- g. Follow manufacturer's recommendations for proper use and disposal.

- h. Conduct a daily inspection to ensure proper use and disposal of materials onsite.

2. Hazardous Material Pollution Prevention Plan

- a. Keep products in original containers unless they are not resealable.
- b. Retain original labels and material safety data sheets (MSDS).
- c. Dispose of surplus products according to manufacturers' instructions and local and State regulations.

3. Onsite and Offsite Product Specific Plan

The following product specific practices shall be followed onsite:

- a. Petroleum Based Products:

Monitor all onsite vehicles for leaks and perform regular preventive maintenance to reduce the chance of leakage. Store petroleum products in tightly sealed containers which are clearly labeled. Apply asphalt substances used onsite according to the manufacturer's recommendation.
- b. Fertilizers:

Apply fertilizers used only in the minimum amounts recommended by the manufacturer. Once applied, work fertilizer into the soil to limit exposure to storm water. Storage shall be in a covered shed. Transfer the contents of any partially used bags of fertilizer to a sealable plastic bin to avoid spills.
- b. Paints:

Seal and store all containers when not required for use. Do not discharge excess paint to the highway drainage system. Dispose properly according to manufacturers' instructions or State and local regulations.
- d. Concrete Trucks:


Wash out or discharge concrete truck drum wash water only at a designated site. Do not discharge water in the highway drainage system or waters of the United States. Contact Drinking Water Branch, Department of Health at 586-4258 to receive permission to designate a disposal site. Clean disposal site as required or as requested by the Owner's representative.

4. Spill Control Plan

- a. Post a spill prevention plan to include measures to prevent and clean up each spill.
- b. The Contractor shall be the spill prevention and cleanup coordinator. Designate at least three site personnel who shall receive spill prevention and cleanup training. These individuals shall each become responsible for a particular phase of prevention and cleanup. Post the names of responsible spill personnel in the material storage area and in the office trailer onsite.
- c. Clearly post manufacturers' recommended methods for spill cleanup. Make site personnel aware of the procedures and the location of the information and cleanup supplies.
- d. Keep materials and equipment necessary for spill cleanup in the material storage area onsite.
- e. Clean up all spills immediately after discovery.
- f. Keep the spill area well ventilated. Personnel shall wear appropriate protective clothing to prevent injury from contact with a hazardous substance.
- g. Report spills of toxic hazardous material to the appropriate State or local government agency, regardless of the size.

E. PERMIT REQUIREMENTS:

1. If a National Pollutant Discharge Elimination System (NPDES) Permit is required for Construction Activities of one acre or more, submit to the Engineer six sets of the Water Pollution and Erosion Control Submittals as detailed in Subsection 209.03 of the specifications.
2. If an NPDES Permit for Construction Dewatering is required, the Contractor shall be responsible to obtain the Permit from the Department of Health, Clean Water Branch.
3. Comply with all applicable State and Federal Permit conditions.



EXP. 4/30/12

This work was prepared by me or under my supervision and construction of this project will be under my observation. (Observation of construction as defined in Chapter 16-115 Subchapter 1 Definitions of the Hawaii Administrative Rules Professional Engineers, Architects, Surveyors, and Landscape Architects.)

0 1 2
LINE IS 2 INCHES AT FULL SIZE
(If not 2 inches: scale accordingly)

STATE OF HAWAII DEPARTMENT OF TRANSPORTATION HIGHWAYS DIVISION
CONSTRUCTION NOTES
Freeway Management System, Phase 1C, Part 1A: Communication and Power Infrastructure Federal Aid Project No. 1M-0300(123)
Scale: As Shown Date: 3-28-11
SHEET No. T-4 OF 8 SHEETS

FED. ROAD DIST. NO.	STATE	FEDERAL AID PROJ. NO.	FISCAL YEAR	SHEET NO.	TOTAL SHEETS
HAWAII	HAW.	1M-0300(123)	2011	5	65

HAWAIIAN ELECTRIC COMPANY (HECO) NOTES

1. Location of HECO facilities: the location of HECO's overhead and underground facilities shown on the plans are from existing records with varying degrees of accuracy and are not guaranteed as shown. The Contractor shall verify in the field the locations of the facilities and shall exercise proper care in excavating and working in the area. Wherever connections of new utilities to existing utilities and utility crossings are shown, the Contractor shall expose the existing lines at the proposed connections and crossings to verify the depths prior to excavating for the new lines. The Contractor shall be responsible for any damages to HECO's facilities whether shown or not shown on the plans.
2. Compliance with hawaii occupational safety and health laws: the Contractor shall comply with the State of Hawaii's occupational safety and health laws and regulations, including without limitation, those related to working on or near exposed or energized electrical lines and equipment.
3. Excavation permit: the Contractor shall obtain an excavation permit from HECO's Technical Division (543-5654) at 820 Ward Avenue, 4th flr, two weeks prior to starting construction. Please refer to our request number at that time.
4. Caution!!! Electrical hazard!!!: existing HECO overhead and underground lines are energized and will remain energized during construction unless prior special arrangements have been made with HECO. Only HECO personnel are to handle these energized lines and erect temporary guards to protect these lines from damage. The contractor shall work cautiously at all times to avoid accidents and damage to existing HECO facilities, which can result in electrocution.
5. Overhead lines: State law (OSHA 1910.269(k)(1)(A) and (B) requires that a worker and the longest object he or she may contact cannot come closer than a minimum radial clearance of 10ft when working close to or under any overhead lines rated 50KV and below. For each additional 10KV above 50KV, an additional 4 inches shall be added to the 10ft clearance requirement. The preceding information on line clearance requirements is provided as a convenience and it is the Contractor's responsibility to be informed of and comply with any revisions or amendments to the law. Should the Contractor anticipate that his work will result in the need to encroach within the minimum required clearance at any time, the Contractor shall notify HECO at least four (4) weeks prior to the planned encroachment so that, if feasible, the necessary protections (E.G. Relocate or de-energize HECO lines) can be put in place. HECO may also be able to blanket its distribution (12KV and below) lines to provide a visual aid in preventing accidental contact. HECO's cost of safeguarding or identifying its lines will be charged to the Contractor. Contact HECO's customer installations department at 543-7846 for assistance in identifying and safeguarding overhead power lines.
6. Pole bracing: a minimum clearance of 10 feet must be maintained when excavating around utility poles and/or their anchor system to prevent weakening or pole support failure. Should work require excavating within 10 feet of a pole and/or its anchor system, the Contractor shall protect, support, secure, and take all other precautions to prevent damage to or leaning of these poles. The Contractor is responsible for all associated costs to brace, repair, or straighten poles. All means of structural support for the pole proposed by the Contractor shall first be reviewed by HECO before implementation. For pole bracing instructions, the Contractor shall call the HECO Construction and Maintenance Department, Customer and System Superintendent at 543-4223 a minimum of two (2) weeks in advance.
7. Underground lines: the Contractor shall exercise extreme caution whenever construction crosses or is in close proximity of underground lines. HECO's existing electrical cables are energized and will remain energized during construction. Only HECO personnel are to break into existing HECO facilities, handle these cables, and erect temporary guards to protect these cables from damage. The cost of HECO's assistance in providing proper support and protection of its underground lines will be charged to the Contractor. Special precautions are required when excavating near HECO's 138KV underground lines (see HECO instructions to consultants/contractors on "excavation near HECO's underground 138KV lines" for detailed requirements). For verification of underground lines, the Contractor shall call HECO's Underground Division at 543-7049, a minimum of 72 hours in advance. For assistance in providing proper support and protection of these lines, the Contractor shall call HECO's Construction and Maintenance Department, customer and system superintendent at 543-4223, a minimum of two (2) weeks in advance.
8. Underground fuel pipelines: the Contractor shall exercise extreme caution whenever construction crosses or is in close proximity of HECO's underground fuel oil pipelines. Special precautions are required when excavating near HECO's underground fuel oil pipelines (see HECO instructions to consultants/contractors on "excavation near HECO's underground fuel pipelines" for detailed requirements).
9. Excavations: when trench excavation is adjacent to or beneath HECO's existing structures or facilities, the Contractor is responsible for: a) sheeting and bracing the excavation and stabilizing the existing ground to render it safe and secure and to prevent possible slides, cave-ins, and settlements. b) properly supporting existing structures or facilities with beams, struts, or under-pinnings to fully protect it from damage. c) backfilling with proper backfill material including special thermal backfill where existing (refer to HECO's engineering department for thermal backfill specifications).
10. Relocation of HECO facilities: any work required to relocate or modify HECO facilities shall be done by HECO or, by the Contractor under HECO's supervision. The Contractor shall be responsible for all coordination, and shall provide necessary support for HECO's work, which may include, but not be limited to, excavation and backfill, permits and traffic control, barricading, and restoration of pavement, sidewalks, and other facilities. All costs associated with any relocation or modification (either temporary or permanent) for the convenience of the contractor, or to enable the Contractor to perform his work in a safe and expeditious manner in fulfilling his contract obligations shall be borne by the Contractor.
11. Conflicts: any redesign or relocation of HECO's facilities not shown on the plans may be cause for lengthy delays. Contractor acknowledges that HECO is not responsible for any delay or damage that may arise as a result of any conflicts discovered or identified with respect to the location or construction of HECO's electrical facilities in the field, regardless of whether the Contractor has met the requested minimum advance notices. In order to minimize any delay or impact arising from such conflicts, HECO should be notified immediately upon discovery or identification of such conflict.


12. Damage to HECO facilities: the Contractor shall be responsible for the protection of all HECO surface and subsurface utilities and shall be responsible for any damages to HECO's facilities as a result of his operations. The Contractor shall immediately report such damages to HECO's trouble dispatcher at 548-7961. Repair work shall be done by HECO or by the Contractor under HECO's supervision. Costs for damages to HECO's facilities shall be borne by the Contractor. In case of damage or suspected damage to HECO's fuel pipeline, the Contractor shall immediately notify HECO's honolulu power plant shift supervisor at 533-2102 (a 24-hour number) so HECO personnel can secure the damaged section and report any oil spills to the proper authorities. All costs associated with the damage, repair, and oil spill cleanup shall be borne by the Contractor.

13. HECO stand-by personnel: the Contractor may request HECO to provide an inspector to stand-by during construction near HECO's facilities. The cost of such inspection will be charged to the Contractor. The Contractor shall call HECO Construction and Maintenance Department, Customer and System Superintendent at 543-4223 a minimum of five (5) working days in advance to arrange for HECO stand-by personnel.

14. Clearances: the following clearances shall be maintained between heco's ductline and all adjacent structures (charted and uncharted) in the trench:

Structure Type	Minimum Clearance (inches)
Water lines, parallel	36 (A)
Water lines, crossing	12 (B)
Sewer lines, parallel	36 (C)
Sewer lines, crossing	24 (D)
Drain lines, parallel	12
Drain lines, crossing	6 (E)
Electrical & gas lines, parallel	12
Electrical & gas lines, crossing	12
Telephone lines, parallel	6 (E)
Telephone lines, crossing	6 (E)
Chevron oil lines, parallel	36
Chevron oil lines, crossing	48" below oil line (F)

- A. The minimum horizontal clearances to water lines parallel to electrical ductlines should be increased to 60 in. If the water line is greater than or equal to 16 in. in diameter.
- B. The minimum vertical clearances to water lines crossing electrical ductlines can be reduced to 6 inches if the electrical ductline structure is concrete encased and is below the water line and the water line is less than 16 inches in diameter.
- C. A minimum horizontal clearance of 36 inches is required between new handholes and existing sewer laterals.
- D. The minimum vertical clearances to sewer pipes crossing electrical ductlines can be reduced to 12 inches if the sewer pipe is jacketed in of the duct line(s) constructed.



EXP. 4/30/12

Neal H. Kasamoto

This work was prepared by me or under my supervision and construction of this project will be under my observation. (Observation of construction as defined in Chapter 16-115 Subchapter 1 Definitions of the Hawaii Administrative Rules "Professional Engineers, Architects, Surveyors, and Landscape Architects.")

0 1 2
LINE IS 2 INCHES AT FULL SIZE
(If not 2 inches: scale accordingly)

STATE OF HAWAII
DEPARTMENT OF TRANSPORTATION
HIGHWAYS DIVISION

CONSTRUCTION NOTES

Freeway Management System, Phase 1C,
Part 1A: Communication and
Power Infrastructure
Federal Aid Project No. 1M-0300(123)

Scale: As Shown Date: 3-28-11

SHEET No. T-5 OF 8 SHEETS

HAWAIIAN ELECTRIC COMPANY (HECO) NOTES (CONT'D)

E. The minimum clearances shall be increased to 12 inches if the electrical ductline is direct buried.
F. The minimum vertical clearances to oil lines crossing Electrical ductlines can be reduced to 24 inches below oil lines if the crossings are encased in 6 inches of concrete.
G. The Contractor shall notify the construction manager and HECO of any heat sources (power cable duct bank, steamline, etc.) encountered that are not properly identified on the plans. The following clearance shall be maintained between HECO's fuel oil pipelines and all adjacent structures: 24-inches, parallel or crossing. The minimum clearance can be reduced to 12 inches (parallel and below only) if the structure is jacketed in concrete.

15. Indemnity: the Contractor shall indemnify, defend and hold harmless HECO from and against all losses, damages, claims, and actions, including but not limited to reasonable attorney's fees and costs based upon or arising out of damage to property or injuries to persons, or other tortious acts caused or contributed to by Contractor or anyone acting under its direction or control or on its behalf; provided Contractor's indemnity shall not be applicable to any liability based upon the sole negligence of HECO.
16. Schedule: Contractor shall furnish his construction schedule 45 working days prior to starting work on HECO facilities. Contractor shall give HECO, in writing, 10 working days notice to proceed with HECO's portion of work.
17. Authority: all construction, restoration work, and inspection shall be subject to whichever governmental agency has authority over the work.
18. Specifications: construction of HECO's underground facilities shall be constructed in accordance with the latest revisions of HECO specifications cs7001, cs7003, cs7202, cs9301, and cs9401 and applicable HECO standards.
19. Construction: Contractor shall furnish all labor, materials, equipment, and services to properly perform and fully complete all work shown on the contract, drawings, and specifications. All materials shall be new and manufactured in the United States of America. All manhole, handhole, and ductline installations shall be inspected and approved by HECO prior to excavation and prior to placing concrete. Contractor shall notify HECO's Inspection Division at 543-4356 at least 48 hours prior to placing concrete. Contractor to coordinate work to break into HECO's existing electrical facilities with HECO's Underground Division at 543-7871 at least 10 working days in advance.
20. Stakeout: the Contractor shall arrange for toneouts of all underground facilities and shall stakeout all proposed HECO facilities within the project area so as to not conflict with any utility (existing or proposed) and any proposed construction or improvement work for verification by HECO before proceeding with HECO work.
21. Ductlines: all ductline installations shall be PVC schedule 40 encased in concrete, unless otherwise noted. All completed ductlines shall be mandrel tested by the Contractor in the presence of HECO's inspector using HECO's standard practice. The Contractor shall install a 1/8" polyolefin pull line in all completed ductlines after mandrel testing is complete.
22. Joint pole removal: the last joint pole occupant off the poles shall remove the poles.
23. As built plans: the Contractor shall provide HECO with two sets of as-built reproducible tracings showing the offsets, stationing, and vertical elevation of the duct line(s) constructed.

WATER NOTES

1. Unless otherwise specified, all materials and construction of water system facilities and appurtenances shall be in accordance with the City and County of Honolulu Board of Water Supply's "Water System" dated 2002, the "Water System External Corrosion Control Standards," volume 3, dated 1991, and all subsequent amendments and additions.
2. All plans approved by the Board of Water Supply's are based solely on the adequacy of the water supply. All other features on the water system, such as lines, grades, fittings, drainage, etc., and other features of improvements shall not be the responsibility of the Board of Water Supply.
3. The Contractor shall notify the City and County of Honolulu Board of Water Supply Capital Projects Division, Construction Section in writing, one week prior to commencing work on the water system.
4. The existence and location of underground utilities and structures as shown on the plans are from the latest available data but are not guaranteed as to the accuracy of encountering of other obstacles during the course of the work. The Contractor shall be responsible and pay for all damages to existing utilities. The Contractor shall not assume that where no utilities are shown, that none exist.
5. Re-approval shall be required if this project is not under construction within a period of two years.
6. The Contractor shall be responsible for the protection of all water lines during construction. The Contractor shall be especially careful when excavating behind water lines, tees, and bends wherever there is a possibility of water line movement due to the removal of the supporting earth beyond the existing reaction blocks. The Contractor shall take whatever measures necessary to protect the water lines, such as constructing special reaction blocks (with the Board of Water Supply approval) and/or modifying his construction method.
7. Prior to any excavating, the Contractor shall verify in the field the location of existing water mains and appurtenances.
8. The Contractor shall adjust all manhole frames/valve boxes/meter boxes within the project limits. The Contractor shall be responsible for "referencing" these manholes/valve boxes/meter boxes to facilitate the adjustments.
9. At the electrical/signal ductline water crossings, adjust all electrical/signal ductline elevations to maintain 6" vertical clear separation from all waterlines (12" clear for all electrical/signal ductline structures larger than 16") at no cost to the Board of Water Supply.
10. Maintain 3'-0" min. horizontal clear separation between all waterline systems and nearest electrical/signal ductlines paralleling the water system at no cost of to the Board of Water Supply.
11. Maintain a 3'-0" horizontal clear separation between street light/traffic signal, standards (including any modular units) and the nearest water system. Contractor shall field verify for any conflicts at each street/traffic signal standard location. Where conflicts occur, the Contractor shall coordinate with the project engineer to revise the street light/traffic signal standard to provide the required clearances at no cost to the Board of Water Supply.

12. The Contractor shall verify all existing service lateral locations whether shown or not shown on plans prior to commencing with any of the work and shall not assume that where no services are shown none exist.


CATV NOTES

1. The Contractor shall procure and pay for all licenses and permits and shall give all notices necessary and incident to the due and lawful prosecution of the work.
2. The Contractor shall take necessary precaution not to damage existing cables or ducts. Any work involving existing cables or ducts shall be done in the presence of the Oceanic Cable/Time Warner inspector or his representative.
3. The Contractor shall notify the Oceanic Cable/Time Warner inspector 48 hours prior to the start of pullbox adjustments.
4. Contractor shall provide all materials and furnish all labor and equipment necessary to re-adjust the pullbox height.
5. The location of CATV facilities shown on plans are from existing records with varying degrees of accuracy as to its actual fixed location. The Contractor shall use extreme caution when working in close proximity of CATV facilities.
6. The Contractor shall obtain excavation permit clearance from Oceanic Cable/Time Warner's Engineering Section located at 200 Akamainui St., Mililani Tech Park
7. Any work required to relocate CATV facilities shall be done by Oceanic Cable/Time Warner and the Contractor shall be responsible for all coordination requirements and associated costs.
8. Any damage to Oceanic Cable/Time Warner's facilities shall be reported to OCI's Repair Dispatch Department at 625-8282 or 625-8666.
9. At no time shall cement mortar, wood, or any other material be used between precast sections. Leveling or raising of boxes to grade must be done by brickwork section using cement mortar. The permanent installation of wooden wedges to accomplish this purpose will not be accepted.
10. Trenching to be by hand digging near and across existing utility lines.
11. For underground cable locating and parking, five (5) working days advance notice is required. Three (3) working days advance notice is required for any inspection by a designated representative. Contractor shall take necessary precaution not to damage any existing cables or ducts. Oceanic Cable/Time Warner's inspector or designated representative is required to be at any job site whenever there will be a breakage into or entry into any structure that contain Oceanic Cable/Time Warner's facilities.

FED. ROAD DIST. NO.	STATE	FEDERAL AID PROJ. NO.	FISCAL YEAR	SHEET NO.	TOTAL SHEETS
HAWAII	HAW.	1M-0300(123)	2011	6	65

SURVEY PLOTTED BY	DATE
DRAWN BY	
DESIGNED BY	
CHECKED BY	
ORIGINAL PLAN	
NOTED	
NO.	

FILED 3/28/11 4:45 PM -46-19 D:\DWG\NOTES-3.DWG Mod. 28, 2011-2:47 PM



EXP. 4/30/12

0 1 2
LINE IS 2 INCHES AT FULL SIZE
(If not 2 inches: scale accordingly)

This work was prepared by me or under my supervision and construction of this project will be under my observation.
(Observation of construction as defined in Chapter 16-115, Subchapter 1 Definitions of the Hawaii Administrative Rules Professional Engineers, Architects, Surveyors, and Landscape Architects.)

STATE OF HAWAII
DEPARTMENT OF TRANSPORTATION
HIGHWAYS DIVISION

CONSTRUCTION NOTES

Freeway Management System, Phase 1C,
Part 1A: Communication and
Power Infrastructure
Federal Aid Project No. 1M-0300(123)

Scale: As Shown Date: 3-28-11

SHEET No. T-6 OF 8 SHEETS

HAWAIIAN TELCOM NOTES

1. The Contractor shall procure and pay for all licenses and permits and shall give all notices necessary and incident to the due and lawful prosecution of the work.
2. The Contractor shall obtain an excavation permit and toning request from Hawaiian Telcom's Excavation Permit Section, located at 1177 Bishop Street, two weeks prior to the start of construction. Hours of business are 8:00 AM. to 11:00 AM. and 12:00 AM. to 3:00 PM. Monday through Friday, except holidays.
3. Prior to the excavation of the ductline, the Contractor shall request Hawaiian Telcom to locate existing ductline wherever required. For underground cable locating and marking, five (5) working days advance notice is required. Three (3) working days advance notice is required for any inspection by a designated representative.
4. The locations of existing utilities are approximate only. The Contractor shall exercise extreme caution and shall maintain proper clearances whenever construction crosses or is in close proximity of Hawaiian Telcom facilities. The Contractor shall verify their locations and shall be liable for any damages to Hawaiian Telcom facilities. Any damages shall be reported immediately to Hawaiian Telcom's Repair Section at #611 (24 hours) or to the Excavation Permit Section at 840-1444 (normal working hours, Monday through Friday, except holidays). As a result of his operations, adjustments to the new ductline alignment, if required, shall be made to provide the required clearances.
5. The Contractor shall take necessary precaution not to damage existing cables or ducts. A Hawaiian Telcom inspector or designated representative is required to be at any job site whenever there will be a breakage into or entry into any structure that contains Hawaiian Telcom facilities. Temporary cable and duct supports shall be provided wherever necessary.
6. The Contractor shall notify Hawaiian Telcom's inspector or designated representative a minimum of 72 hours prior to excavation, bracing, or backfilling of Hawaiian Telcom's structures or facilities.
7. All applicable construction work shall be done in accordance with the "Hawaiian Telcom Standard Specifications for Placing Underground Telephone Systems" dated January 2007 and all subsequent amendments and additions, and all other pertinent standards for telephone construction. Contractor shall familiarize his personnel by obtaining applicable specifications.
8. When excavation is adjacent to or beneath Hawaiian Telcom's existing structures or facilities, the Contractor shall: A) sheet and/or brace the excavation to prevent slides, cave-ins, or settlements to ensure no movement to Hawaiian Telcom's structures or facilities. B) protect existing structures and/or facilities with beams, struts, or underpinning while excavating beneath them to ensure no movement to Hawaiian Telcom's structures or facilities.
9. The Contractor shall brace all poles or light standards near the new ductline, manhole, or handhole during his operations.

HAWAIIAN TELCOM NOTES, (CONT'D)

10. The Contractor shall saw-cut A.C. pavement and concrete gutter wherever new manholes, handholes, or ductlines are to be placed and shall restore to existing condition or better.
11. The Contractor shall comply with the policy adopted by the Department of Design and Construction, City and County of Honolulu, concerning the replacement of concrete sidewalks after excavation work.
12. The underground pipes, cables, or ductlines known to exist by the Engineer from his search of records are indicated on the plans. The Contractor shall verify the locations and depths of the facilities and exercise proper care in excavating in the area. Wherever connections of new utilities to existing utilities are shown on the plans, the Contractor shall expose the existing lines at the proposed connections to verify their locations and depths prior to excavation for the new lines.
13. The Contractor shall pump all manholes dry during final inspection.
14. The Contractor shall notify Hawaiian Telcom inspector 72 hours prior to the pouring of concrete or backfilling.
15. When connecting to manhole walls, all existing reinforcing bars shall be left intact. Ducts shall be adjusted in the field in order to clear reinforcing.
16. The Contractor shall be responsible for laying out all required lines and grades and shall preserve all bench marks and working points necessary to lay out the work correctly. The new ductline shall be adjusted by the Contractor to suit the existing conditions and the details as described in the plans.
17. Minimum concrete strength shall be:
For ductline 2500 PSI at 28 days
For manhole 3000PSI at 28 days or as specified in design notes.
18. Bends in the duct alignment, due to changes in grade shall have a minimum radius of 25 feet. All 90 degree c-bends at a pole or at the 18. Slab penetration, shall have a bend radius of ten times the diameter of the duct or greater.
19. After ductline has been completed, a mandrel with a square front not less than 12" long and having a diameter of 1/4" less than the inside diameter of the duct, shall be pulled through each duct after which a brush with stiff bristles shall be pulled through to make certain that no particles of earth, sand, or gravel have been left inside. Ducts shall be completely dry and clean.
20. All ducts and conduits shall have an 1800* polyester mule-tape (neptco, wpl800p, Hawaiian Telcom material code no. 571154) installed throughout its entire length. All ducts shall be capped to prevent entry of foreign material during construction and at the completion of installation.


CONSTRUCTION NOTES FOR GAS FACILITIES

1. The Gas Company gas pipelines in the project area are plastic coated and cathodically protected. The contractor shall be extremely careful when working near these gas pipelines.
2. Written clearances must be obtained from the Gas Company, Maps and Records Department, 515 Kamakee Street, at least five (5) working days prior to starting excavation near these gas pipelines.
3. Since gas line locations on field maps are approximate, the contractor, after obtaining written clearance, shall call Hawaii One Call Center a minimum of five (5) working days before starting excavation to arrange for field location of the existing gas pipelines. The telephone number is 1-866-423-7287.
4. The contractor shall excavate and backfill around gas pipelines in the presence of a representative of the gas company. All backfill within six inches of any gas pipeline shall be select cushion material approved by the Gas Company.
5. For relocation of any gas pipeline, the Contractor shall notify the Gas Company five (5) working days before starting work. The telephone number is 594-5574. The Contractor shall provide the necessary excavation and backfill, obtain traffic permits, and restore pavement, sidewalks, and other facilities. Any relocation of gas facilities shall be done by the Gas Company and paid for by the Contractor.
6. The Contractor shall notify the Gas Company immediately after any damage has been caused to existing gas pipelines, coatings, or its cathodic protection devices. The telephone number is 535-5933, 24 hours a day. The Contractor shall be liable for any damage to the Gas Company facilities. Repair work on such damage shall be done by the Gas Company with payment for this work to be borne by the contractor.
7. Minimum vertical and horizontal clearance between the gas pipelines and other pipelines, conduits, ductlines, or other facilities shall be 12 inches. Adequate support and protection for gas pipelines exposed in the trench shall be provided by the Contractor and approved by the Gas company.
8. The Contractor shall work in an expeditious manner in order to keep the uncovered gas pipelines exposed for as short a period of time as possible.

FED. ROAD DIST. NO.	STATE	FEDERAL AID PROJ. NO.	FISCAL YEAR	SHEET NO.	TOTAL SHEETS
HAWAII	HAW.	1M-0300(123)	2011	7	65

SURVEY PLOTTED BY	DATE
DRAWN BY	
DESIGNED BY	
CHECKED BY	
ORIGINAL PLAN	
NOTEBOOK	
No.	

R:\X\38-45-98-46\18\DWG\NOTES-4.DWG Mar 28, 2011-2:48 PM



EXP. 4/30/12

0 1 2
LINE IS 2 INCHES AT FULL SIZE
(If not 2 inches: scale accordingly)

This work was prepared by me or under my supervision and construction of this project will be under my observation.
(Observation of construction as defined in Chapter 16-115 Subchapter 1 Definitions of the Hawaii Administrative Rules Professional Engineers, Architects, Surveyors, and Landscape Architects.)

STATE OF HAWAII
DEPARTMENT OF TRANSPORTATION
HIGHWAYS DIVISION

CONSTRUCTION NOTES

Freeway Management System, Phase 1C,
Part 1A: Communication and
Power Infrastructure
Federal Aid Project No. 1M-0300(123)

Scale: As Shown Date: 3-28-11

SHEET No. T-7 OF 8 SHEETS

FED. ROAD DIST. NO.	STATE	FEDERAL AID PROJ. NO.	FISCAL YEAR	SHEET NO.	TOTAL SHEETS
HAWAII	HAW.	1M-0300(123)	2011	8	65

CONTRACTOR'S RESPONSIBILITY FOR EXISTING
UTILITY LINES, PIPES AND SERVICES

- The Contractor shall notify the Hawaii One Call Center (HOCC) at 1-866-423-7287 for excavation or drilling at least five (5) working days, but not more than twenty-eight (28) calendar days prior to commencing excavation or drilling work, in accordance with Hawaii Revised Statutes Chapter 269e. The Contractor shall provide the HOCC, a description of the site, that includes the county and address or description of where the excavation or drilling will take place, including but not limited to the nearest intersecting street, side street, or other tie-in measurements as needed. The Contractor shall not begin excavation or drilling operations without prior clearances from the HOCC.
- Information regarding the site of the work given on the drawings or specifications has been obtained by the Engineer and is believed to be reasonably correct; however, it is the responsibility of the Contractor to verify all such information. The Contractor shall tone the area to be excavated to ascertain the location of uncharted utilities.
- Any utilities that the Contractor encounters during the progress of the work, such as telephone ducts, electric ducts, water lines, sewer lines, electric lines and drainage pipes, whether shown or not on the contract plans, shall not be disturbed or damaged unless otherwise instructed in the plans and specifications.
- In the event the utilities are damaged or disturbed by the Contractor, the Contractor shall be held liable for the damaged or disturbed utilities.
- The Contractor shall repair the damaged or disturbed utilities to the existing condition at no cost to the owner. Any damage claims due to the disruption of service caused by the utilities being damaged shall be paid by the Contractor, who shall save harmless the owner and on account of such damages.
- In the event utilities which were not shown on the plans and specifications are damaged or disturbed by the Contractor, the Contractor shall be held liable. The Contractor shall contact all utility companies and expose all utility lines prior to any excavation and/or installation of lines.

PUBLIC HEALTH, SAFETY AND CONVENIENCE

- The Contractor shall observe and comply with all Federal, State and Local laws required for the protection of public health and safety and environmental quality.
- The Contractor, at his own expense, shall keep the project and its surrounding areas free from dust nuisance. The work shall be in conformance with the Air Pollution Standards and Regulations of the State Department of Health.

- The Contractor shall be responsible for the cleaning and removal of all silt and debris generated by his work and deposited and accumulated within downstream waterways, ditches and drain pipes and on public and private roadways. The Contractor agrees to reimburse the State or City and County of Honolulu, the costs expended in performance of the above work if required for public health and safety, or made necessary by non-performance by the Contractor.
- The Contractor shall submit a noise pollution control plan when applying for a construction permit.

GENERAL NOTES FOR TRAFFIC CONTROL PLANS

- The permittee shall make minor adjustments at intersections, driveways, bridges, structures, etc., to fit field conditions.
- Cones or delineators shall be extended to a point where they are visible to approaching traffic.
- Traffic control devices shall be installed such that the sign or device farthest from the work area is placed first. The others shall then be placed progressively toward the work area.
- Regulatory and warning signs within the construction zone that are in conflict with the traffic control plans shall be removed or covered.
- The permittee shall install a flashing arrow signal as shown on the traffic control plans.
- All traffic lanes shall be a minimum of 10 feet wide.
- All construction warning signs shall be promptly removed or covered whenever the message is not applicable or not.
- The backs of all signs used for traffic control shall be appropriately covered to preclude the display of inapplicable sign messages (i.e., when signs have messages on both faces.)
- Lane closure shall be limited only to the extent of accomplishing each day's work. As soon as each day's work is completed, the permittee shall remove all traffic control devices no longer needed to permit free and safe passage of public traffic. Removal shall be in the reverse order of installation. Existing faded or obliterated pavement markings that are necessary for safe traffic flow in the construction area shall be replaced with temporary or permanent markings before opening the roadway to public traffic each day.

- Flaggers and/or police officers shall be in sight of each other or in direct communication at all times.

- Permanent pavement markings and traffic signs shall be replaced upon completion of each phase of work.
- Cones and delineators shall be spaced at a maximum distance of 20 feet apart. A minimum of six channelizing devices shall be used for each taper length.


- "No Parking" signs shall be posted within any work area and for the buffer and taper areas approaching the work area.
- Traffic control plans are approved for work on any city street area only between the hours of 8:30 A.M. and 2:00 P.M.
- Driveways shall be kept open unless the owners of the property using the right-of-way are otherwise provided for satisfactorily. Further, the permittee shall control traffic going in and out of driveways.
- Buffer and taper areas on approach to any work area shall be kept clear of vehicles and equipment.
- A high level warning device (flag tree) shall be installed on approach to all work areas.
- This project will affect bus routes, bus stops and para-transit operations, therefore, the Contractor shall notify the Department of Transportation Services, Public Transit Division at 768-8396 and Oahu Transit Services, Inc. (bus operations: 848-4578 or 848-6016 and para-transit operations: 454-8041 or 454-5020 of the scope of work, location, proposed closure of any street, traffic lane, sidewalk or bus stop and duration of project at least two weeks prior to construction.

SOLID WASTE CONSTRUCTION NOTES

- Unless otherwise specified, the Contractor is responsible for the proper handling, storage and/or disposal of all waste generated by the construction including grubbing and excess excavated material. Any material brought to the City and County landfills will be subjected to the instituted tipping fee system, with no exceptions or exemptions.

SURVEY PLOTTED BY	DATE
DRAWN BY	
DESIGNED BY	
CHECKED BY	
ORIGINAL PLAN	
NOTED BY	
NO.	

FILE: \\96-46-98-4619.DWG NOTES-5.DWG Mod 28, 2011-2:48 PM



EXP. 4/30/12

Neal H. Kasamoto

This work was prepared by me or under my supervision and construction of this project will be under my observation. (Observation of construction as defined in Chapter 16-115 Subchapter 1 Definitions of the Hawaii Administrative Rules Professional Engineers, Architects, Surveyors, and Landscape Architects.)

0 1 2
LINE IS 2 INCHES AT FULL SIZE
(If not 2 inches scale accordingly)

STATE OF HAWAII
DEPARTMENT OF TRANSPORTATION
HIGHWAYS DIVISION
CONSTRUCTION NOTES
*Freeway Management System, Phase 1C,
Part 1A: Communication and
Power Infrastructure*
Federal Aid Project No. 1M-0300(123)
Scale: As Shown Date: 3-28-11
SHEET No. T-8 OF 8 SHEETS