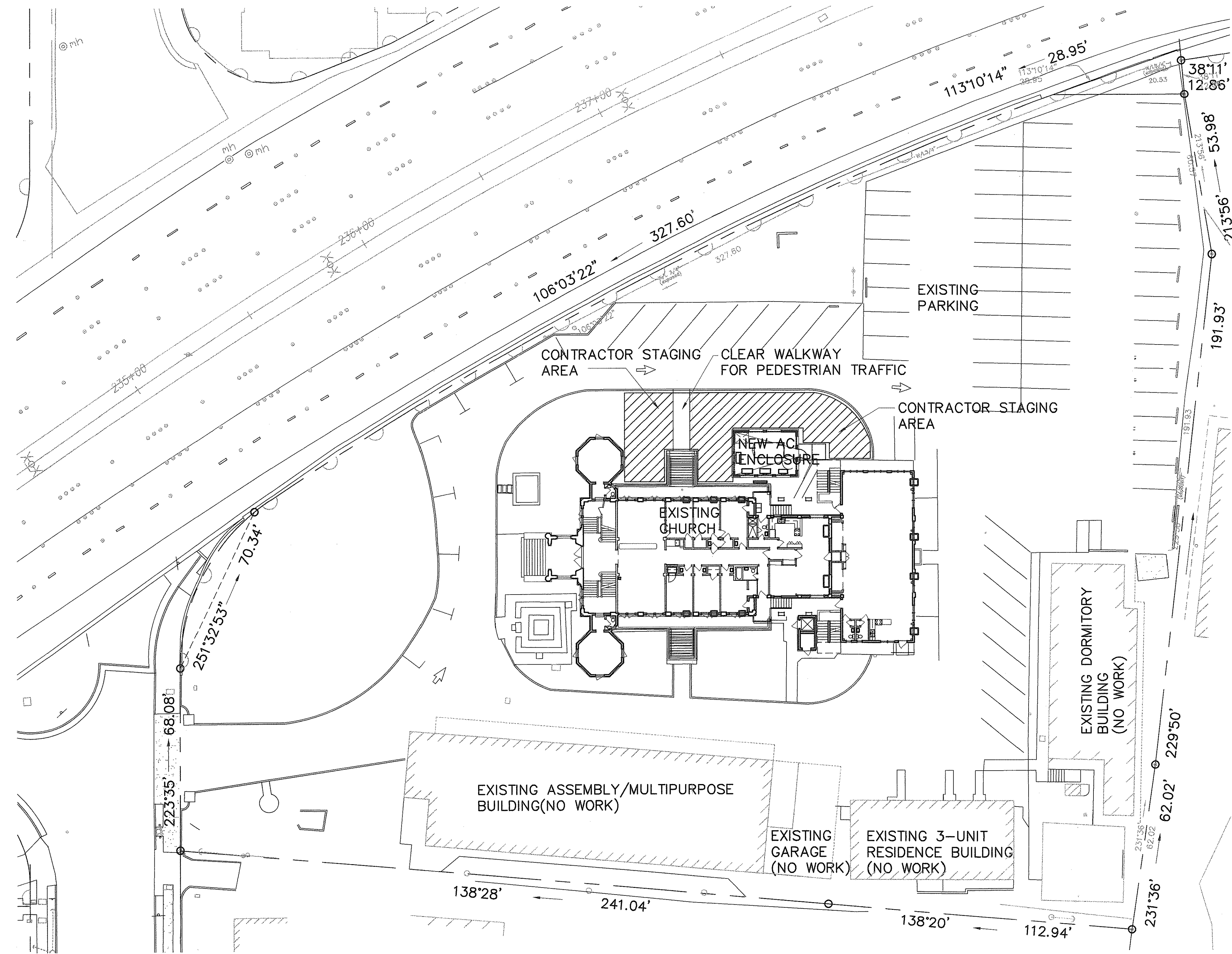


FED. ROAD DIST. NO.	STATE	PROJ. NO.	FISCAL YEAR	SHEET NO.	TOTAL SHEETS
HAWAII	HAW.	H11-01-99	2000	2	40



# BUILDING DEPARTMENT DATA

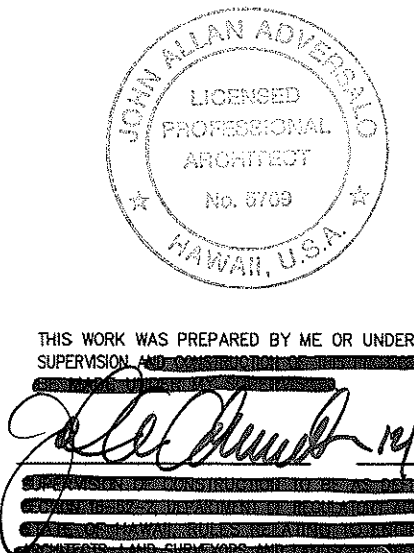
ADDRESS: 1429 MAKIKI STREET  
T.M.K: 2 - 4 - 09 : 6

AREA: EXISTING: 84,452 SQ FT

A/C ENCLOSURE AREA: 450 SQ FT (FLOOR AREA)

ORIGINAL PLAN	DATE
NOTED BY	
DESIGNED BY	
CHECKED BY	
NO.	

**A SITE PLAN**  
SCALE: 20' = 1"-0"



STATE OF HAWAII  
DEPARTMENT OF TRANSPORTATION  
HIGHWAYS DIVISION

**JODO MISSION SITE PLAN  
& BLDG DEPT DATA**  
INTERSTATE ROUTE H-1  
PUNAHOU ST. OFF-RAMP NOISE ABATEMENT  
PROJECT NO. H11-01-99

Scale: SCALE AS NOTED
Date: 12/1/99

SHEET No. A-1 OF 18 SHEETS

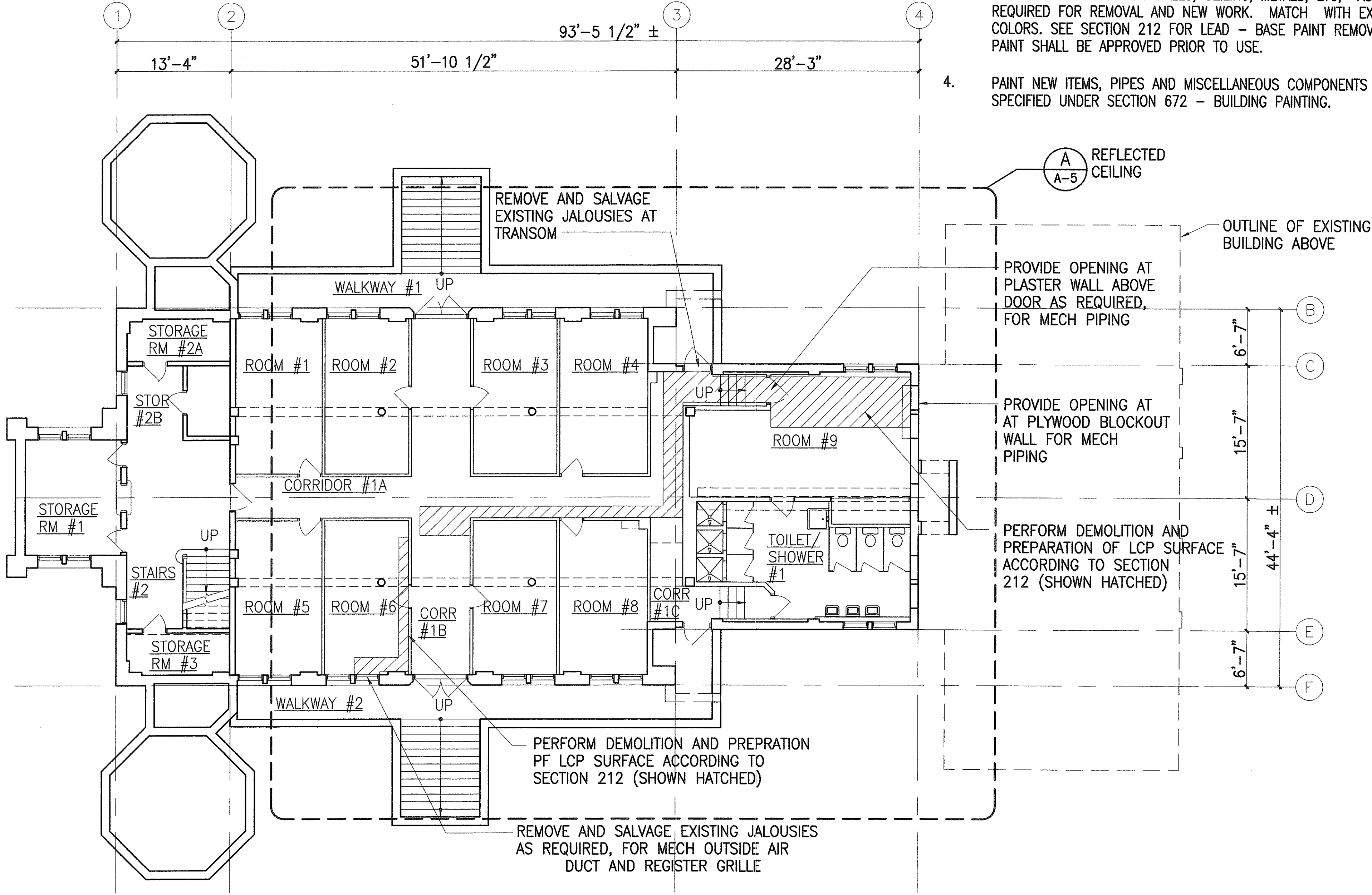
ABBREVIATIONS

'	FEET	CMU	CONCRETE MASONRY UNIT	FCU	FAN COIL UNIT	PL	PLATE
"	INCHS	CONC	CONCRETE	FIN	FINISH	PSI	POUNDS PER SQUARE INCH
#	NUMBER OR POUND	CORR	CORRIDOR				
±	PLUS OR MINUS			GY	GYPSUM	REINF	REINFORCED
@	AT THE RATE OF	DET	DETAIL	HDWR	HARDWARE	SIM	SIMILAR
&	AND	DR	DOOR	L	LENGTH	STOR	STORAGE
W/	WITH	DWGS	DRAWINGS	LCP	LEAD-CONTAINING PAINT	STRUCT	STRUCTURAL
AC	AIR CONDITIONER	EFS	EXTERIOR FINISH SYSTEM	MET	METAL	THK	THICK
ADMIN	ADMINISTRATION	ELEC	ELECTRICAL	OC	ON CENTER	THRU	THROUGH
BD	BOARD	EQUIP	EQUIPMENT	OFF	OFFICE	TYP	TYPICAL
BLDG	BUILDING	EXIST	EXISTING			W	WIDTH
		EXT	EXTERIOR			WD	WOOD

FED. ROAD DIST. NO.	STATE	PROJ. NO.	FISCAL YEAR	SHEET NO.	TOTAL SHEETS
HAWAII	HAW.	H11-01-99	2000	3	40

GENERAL NOTES

- CONTRACTOR TO VERIFY EXISTING CONDITIONS AND DIMENSIONS BEFORE BEGINNING WORK. IF ANY DISCREPANCIES ARE ENCOUNTERED, THE ENGINEER SHALL BE NOTIFIED IMMEDIATELY.
- OMISSIONS OR CONFLICTS BETWEEN THE VARIOUS ELEMENTS OF THE CONSTRUCTION DRAWINGS AND/OR SPECIFICATIONS SHALL BE BROUGHT TO THE ATTENTION TO THE ENGINEER.
- AC ENCLOSURE SHALL BE COMPLETELY PAINT EXCEPT FOR EFS SURFACES. OTHER ROOMS AND EXTERIOR SHALL BE TOUCHED-UP WITH PAINT ON MASONRY WALLS, CEILING, METALS, ETC, AS REQUIRED FOR REMOVAL AND NEW WORK. MATCH WITH EXISTING COLORS. SEE SECTION 212 FOR LEAD - BASE PAINT REMOVAL. PAINT SHALL BE APPROVED PRIOR TO USE.
- PAINT NEW ITEMS, PIPES AND MISCELLANEOUS COMPONENTS AS SPECIFIED UNDER SECTION 672 - BUILDING PAINTING.
- PATCH FLOORS, WALL, BEAMS, SILLS & OTHER MISCELLANEOUS ITEMS AS REQUIRED AFTER REMOVAL OF DOOR, WINDOWS, HARDWARE, EQUIPMENT, ETC. SUBMIT MATERIAL & REPAIR METHOD FOR ENGINEERS APPROVAL.
- UNLESS SPECIFICALLY DETAILED ELSEWHERE, CONTRACTOR SHALL FOLLOW TYPICAL DETAILS .
- RELOCATE OR PROTECT EXISTING FURNITURE AND EQUIPMENT AS REQUIRED FOR CONSTRUCTION. IF RELOCATED, INSTALL TO THEIR ORIGINAL POSITION AFTER COMPLETION OF CONSTRUCTION.
- CLEAN BUILDING THROUGHOUT DAILY, REMOVE ALL DUST & DEBRIS FROM SITE.
- WHERE NOTED "REMOVE AND SALVAGE" ITEMS SHALL BE GIVEN TO OWNER.
- FRAME AND BLOCK AROUND OPENING REQUIRED FOR NEW DUCT OR PIPE PENETRATIONS. NOTIFY ENGINEER OF ANY SUBSTANTIAL FRAMINGS CONDITIONS ENCOUNTERED.
- CONTRACTOR SHALL VERIFY EXISTING DIMENSIONS FOR NEW FCU ABOVE BOTH STAIRS AT THE SECOND LEVEL PRIOR TO ORDERING OF EQUIPMENT. COORDINATE WITH MECHANICAL THAT FCU, DUCTS, AND OTHER APPURTENANCES WILL FIT.
- CONTRACTOR TO DESIGNATE CONTACT PERSON FOR INQUIRIES AND/ EMERGENCIES DURING CONSTRUCTION ACTIVITIES AND AFTER HOURS.
- CONTRACTOR SHALL USE CAUTION SO THAT EXISTING FEATURES ARE NOT DAMAGED. ANY DAMAGE SHALL BE REPAIRED TO ORIGINAL OR NEW CONDITION AT CONTRACTOR'S EXPENSE.
- AT END OF EACH WORK DAY, CONTRACTOR SHALL REMOVE EQUIPMENT AND OBSTRUCTIONS TO PERMIT FREE AND SAFE PASSAGE OF & PUBLIC TRAFFIC.
- PRIOR TO NOTICE TO PROCEED FOR CONSTRUCTION, CONTRACTOR SHALL MEET WITH BUILDING OCCUPANT TO DISCLOSE AND IDENTIFY WORKING HOURS, STAGING AREAS, ETC, AND ADDRESS ALL OCCUPANTS CONCERNS TO INSURE PROPER AND SAFE EXECUTION OF WORK. REFERENCE TO SECTION 107.13 OF SPECIAL PROVISIONS.
- BUILDING WILL BE OCCUPIED DURING CONSTRUCTION, CONTRACTOR SHALL COORDINATE WITH OCCUPANT TO MINIMIZE DISRUPTIONS TO OCCUPANTS DAILY ACTIVITIES. REFERENCE TO SECTION 107.13 OF SPECIAL PROVISIONS.
- CONTRACTOR SHALL PROVIDE BARRICADES.
- FOR ABATEMENT OF NON-FRIABLE ASBESTOS-CONTAINING MATERIAL, SEE "PERFORM REMOVAL OF FLOOR TILE ACCORDING TO 29 CFR 1926.1101, HIOSH 12-145, AND SECTION 211 OF THE SPECIFICATION" FOR REMOVAL AND DISPOSAL. FOR DEMOLITION/DISTURBANCE OF SURFACES WITH LEAD-CONTAINING PAINT (LCP), SEE "PERFORM DEMOLITION OR DISTURBANCE OF SURFACES WITH LEAD-CONTAINING PAINT OF VARNISH ACCORDING TO 29 CFR 1926.62, HIOSH 12-148, AND SECTION 212 OF THE SPECIFICATIONS" FOR REMOVAL AND DISPOSAL.




NOTE:

- FOR ROOM #9 INTERIOR ELEVATIONS REFER TO A/A-10.
- FOR CORRIDOR #1 INTERIOR ELEVATIONS REFER TO B/A-10.

**BASEMENT LEVEL**  
SCALE: 1/8" = 1'-0"

SURVEY PLOTTED BY	DATE
DRAWN BY	
DESIGNED BY	
QUANTITIES BY	
CHECKED BY	
ORIGINAL PLAN	
NOTE BOOK	
No.	



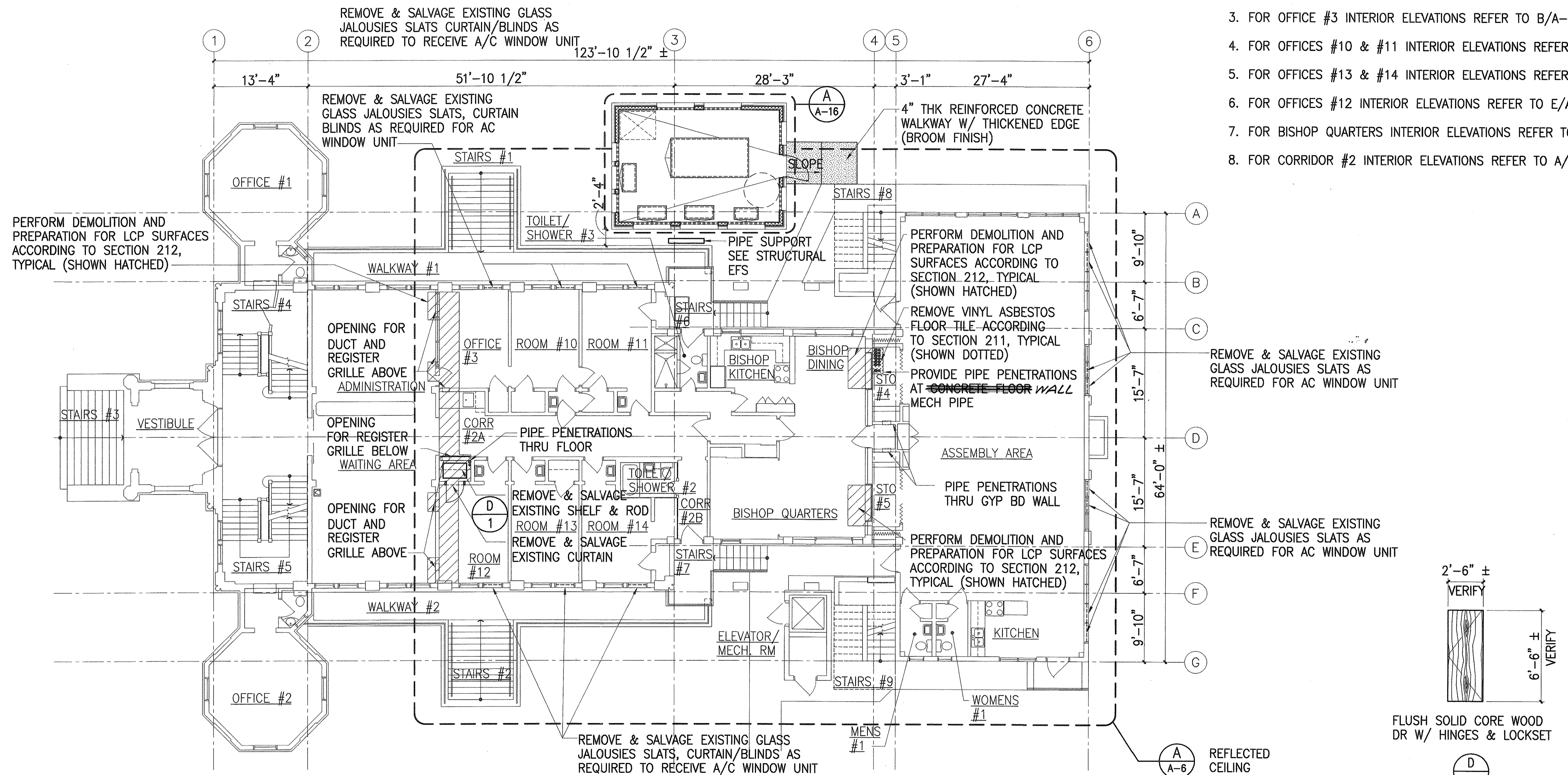
THIS WORK WAS PREPARED BY ME OR UNDER MY SUPERVISION  
*John Allan Adverslo* 12/1/99  
ARCHITECT

STATE OF HAWAII  
DEPARTMENT OF TRANSPORTATION  
HIGHWAYS DIVISION  
**JODO MISSION-BASEMENT**  
**LEVEL**  
INTERSTATE ROUTE H-1  
PUNAHOU ST. OFF-RAMP NOISE ABATEMENT  
PROJECT NO. H11-01-99  
Scale: **SCALE AS NOTED** Date: **12/1/99**  
**SHEET No. A-2 OF 18 SHEETS**


FED. ROAD DIST. NO.	STATE	PROJ. NO.	FISCAL YEAR	SHEET NO.	TOTAL SHEETS
HAWAII	HAW.	H11-01-99	2000	4	40

**NOTE:**

1. SEE GENERAL NOTE #18 FOR ASBESTOS & LCP REMOVAL.
2. FOR ADMINISTRATION INTERIOR ELEVATIONS REFER TO A/A-11.
3. FOR OFFICE #3 INTERIOR ELEVATIONS REFER TO B/A-11.
4. FOR OFFICES #10 & #11 INTERIOR ELEVATIONS REFER TO C/A-11.
5. FOR OFFICES #13 & #14 INTERIOR ELEVATIONS REFER TO D/A-11.
6. FOR OFFICES #12 INTERIOR ELEVATIONS REFER TO E/A-11.
7. FOR BISHOP QUARTERS INTERIOR ELEVATIONS REFER TO F/A-11.
8. FOR CORRIDOR #2 INTERIOR ELEVATIONS REFER TO A/A-12.



SURVEY PLOTTED BY	DATE
DRAWN BY	
DESIGNED BY	
QUANTITIES BY	
CHECKED BY	
ORIGINAL PLAN	
NOTE BOOK	
No.	



THIS WORK WAS PREPARED BY ME OR UNDER MY SUPERVISION

*[Signature]* m/p/199

STATE OF HAWAII  
DEPARTMENT OF TRANSPORTATION  
HIGHWAYS DIVISION  
**JODO MISSION**  
**FIRST LEVEL**  
**INTERSTATE ROUTE H-1**  
**PUNAHOU ST. OFF-RAMP NOISE ABATEMENT**  
**PROJECT NO. H11-01-99**

Scale: SCALE AS NOTED Date: 12/1/99

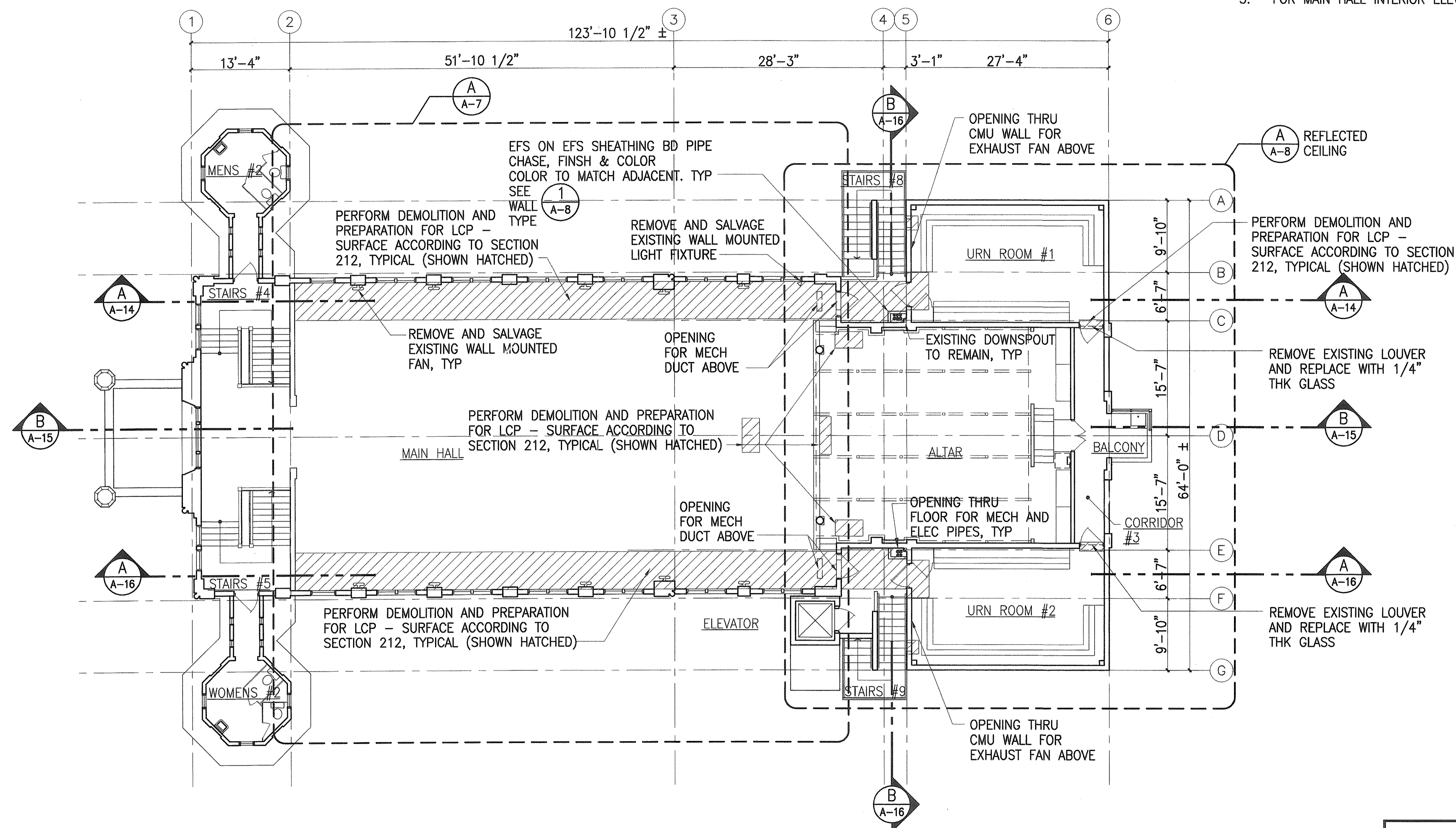
SHEET No. A-3 OF 18 SHEETS

"AS-BUILT"

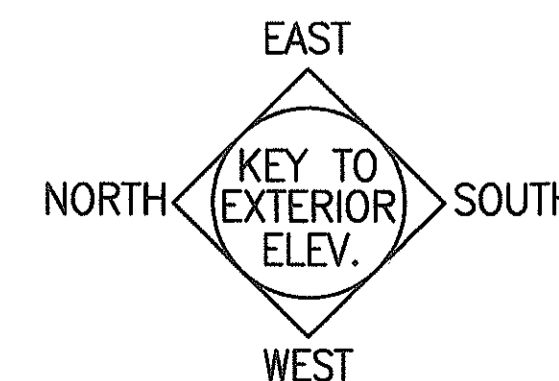
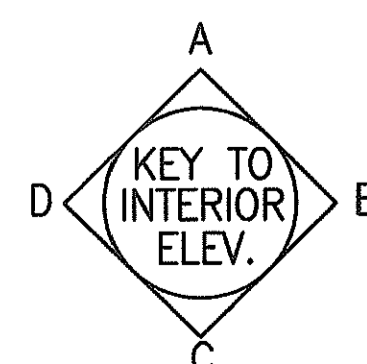
FED. ROAD DIST. NO.	STATE	PROJ. NO.	FISCAL YEAR	SHEET NO.	TOTAL SHEETS
HAWAII	HAW.	H11-01-99	2000	5	40

**NOTE:**

1. SEE GENERAL NOTE #18 FOR ASBESTOS & LCP REMOVAL.
2. FOR URN #1 & #2 INTERIOR ELEVATIONS REFER TO B/A-12.
3. FOR MAIN HALL INTERIOR ELEVATIONS REFER TO A/A-13.



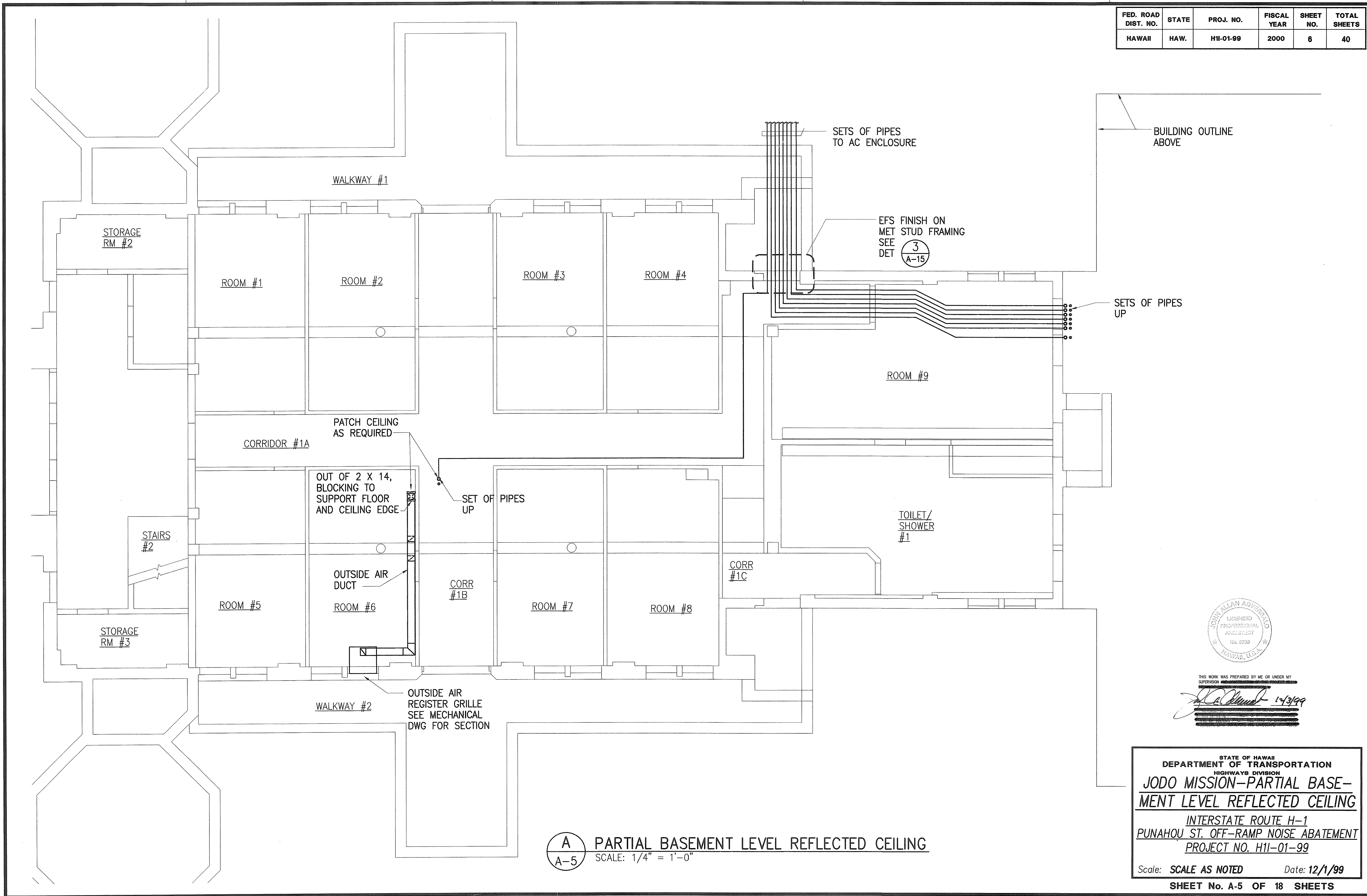
**A-4 SECOND LEVEL**  
SCALE: 1/8" = 1'-0"



THIS WORK WAS PREPARED BY ME OR UNDER MY SUPERVISION  
*J. D. Adair* 12/1/99

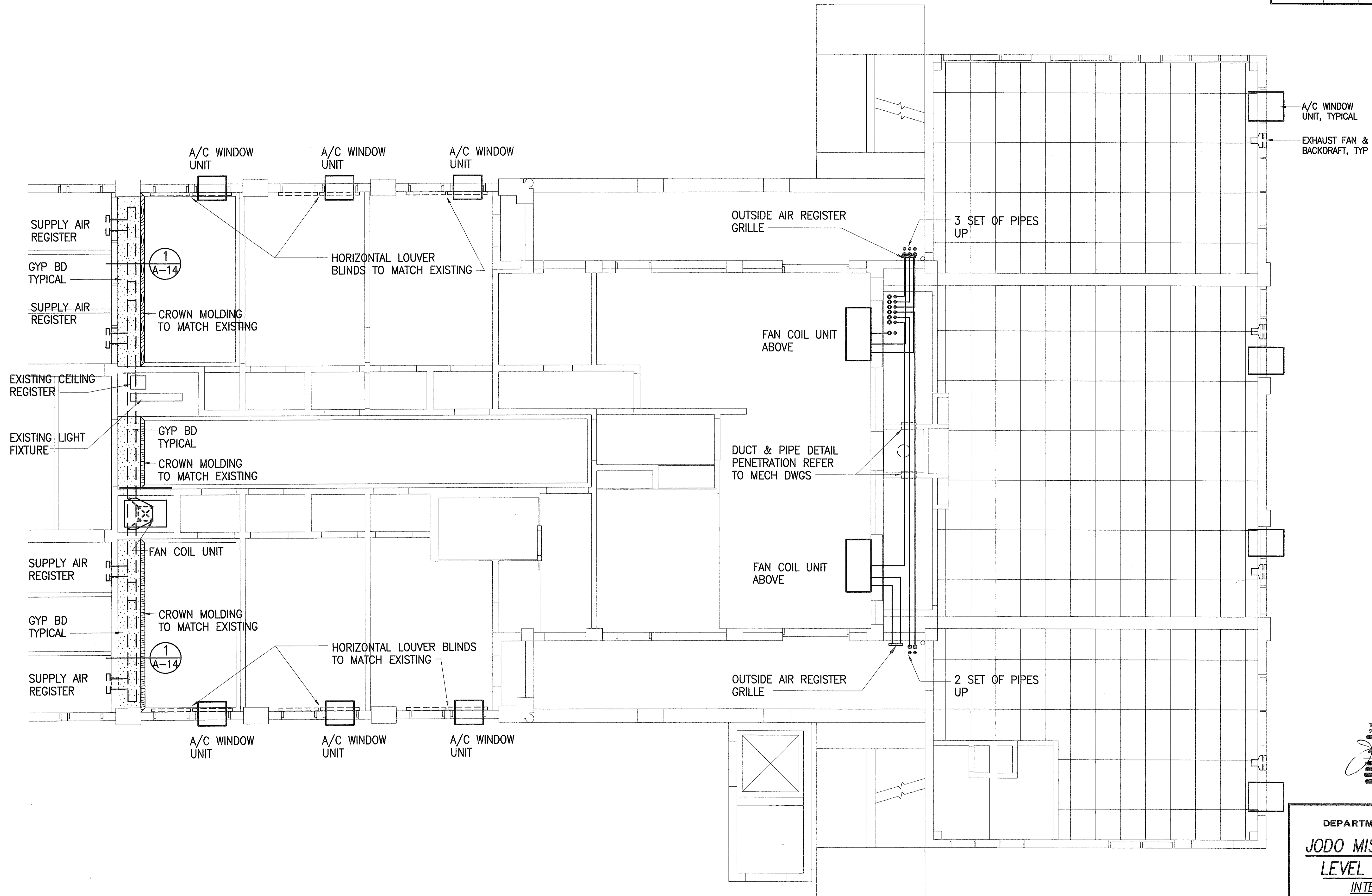
STATE OF HAWAII  
DEPARTMENT OF TRANSPORTATION  
HIGHWAYS DIVISION  
**JODO MISSION**  
**SECOND LEVEL**  
INTERSTATE ROUTE H-1  
PUNAHOU ST. OFF-RAMP NOISE ABATEMENT  
PROJECT NO. H11-01-99  
Scale: **SCALE AS NOTED** Date: **12/1/99**  
SHEET No. A-4 OF 18 SHEETS

FED. ROAD DIST. NO.	STATE	PROJ. NO.	FISCAL YEAR	SHEET NO.	TOTAL SHEETS
HAWAII	HAW.	H11-01-99	2000	6	40



ORIGINAL PLAN	SURVEY PLOTTED BY	DATE
NOTE BOOK	DRAWN BY	
	TRACED BY	
	DESIGNED BY	
	QUANTITIES BY	
	CHECKED BY	

FED. ROAD DIST. NO.	STATE	PROJ. NO.	FISCAL YEAR	SHEET NO.	TOTAL SHEETS
HAWAII	HAW.	H11-01-99	2000	7	40



ORIGINAL PLAN	SURVEY PLOTTED BY	DATE
NOTE BOOK	DRAWN BY	
No.	DESIGNED BY	
	CHECKED BY	

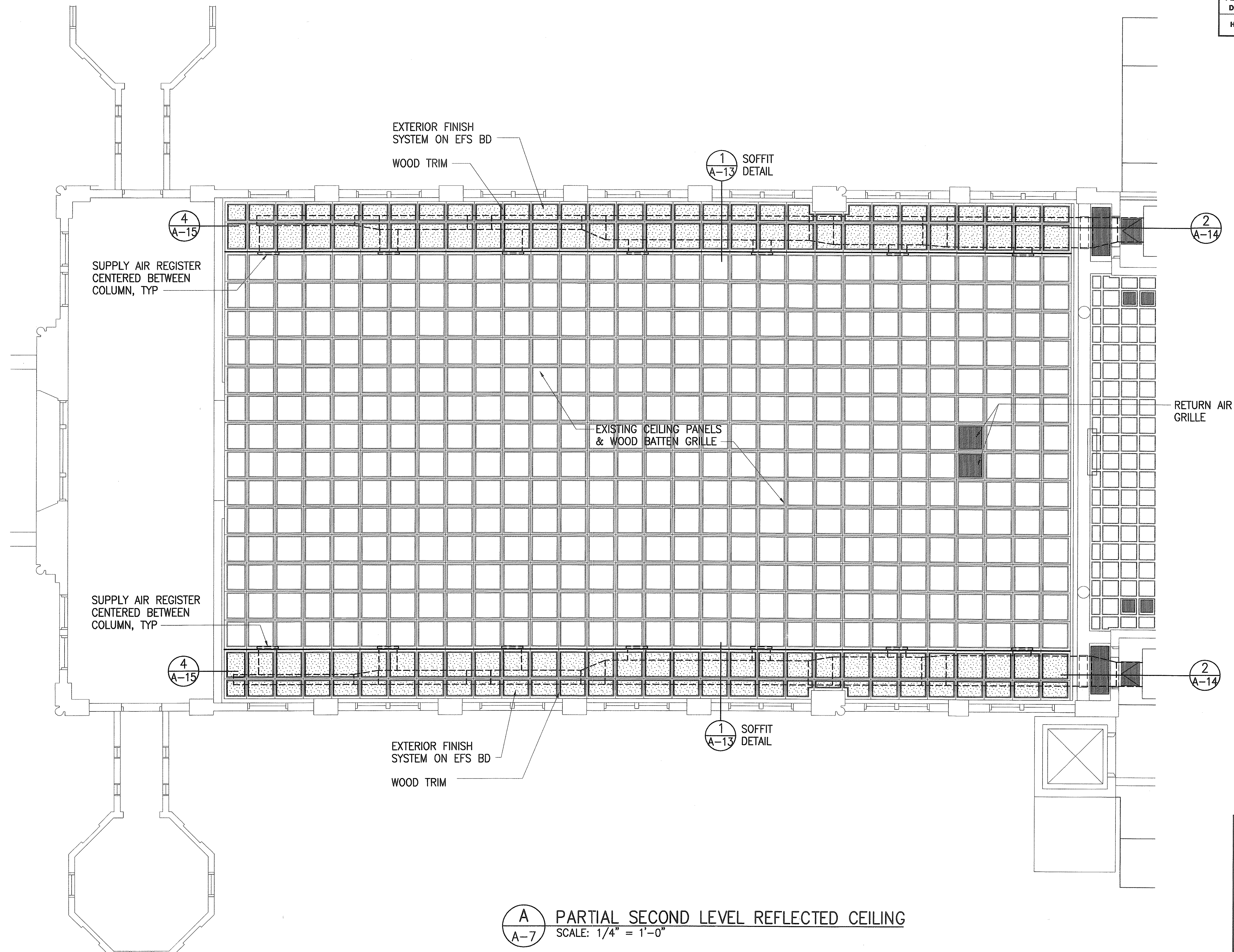
**A**  
**A-6** PARTIAL FIRST LEVEL REFLECTED CEILING  
SCALE: 1/4" = 1'-0"



THIS WORK WAS PREPARED BY ME OR UNDER MY  
SUPERVISION AND I AM A LICENSED PROFESSIONAL  
ARCHITECT IN THE STATE OF HAWAII.  
*John Allan Adversario* 12/1/99

STATE OF HAWAII  
DEPARTMENT OF TRANSPORTATION  
HIGHWAYS DIVISION  
**JODO MISSION-PARTIAL FIRST  
LEVEL REFLECTED CEILING**  
INTERSTATE ROUTE H-1  
PUNAHOU ST. OFF-RAMP NOISE ABATEMENT  
PROJECT NO. H11-01-99  
Scale: **SCALE AS NOTED** Date: **12/1/99**  
SHEET No. A-6 OF 18 SHEETS

FED. ROAD DIST. NO.	STATE	PROJ. NO.	FISCAL YEAR	SHEET NO.	TOTAL SHEETS
HAWAII	HAW.	H11-01-99	2000	8	40



DATE	_____
SURVEY PLOTTED BY	_____
DRAWN BY	_____
TRACED BY	_____
DESIGNED BY	_____
QUANTITIES BY	_____
CHECKED BY	_____
ORIGINAL PLAN	_____
NOTE BOOK	_____
No.	_____

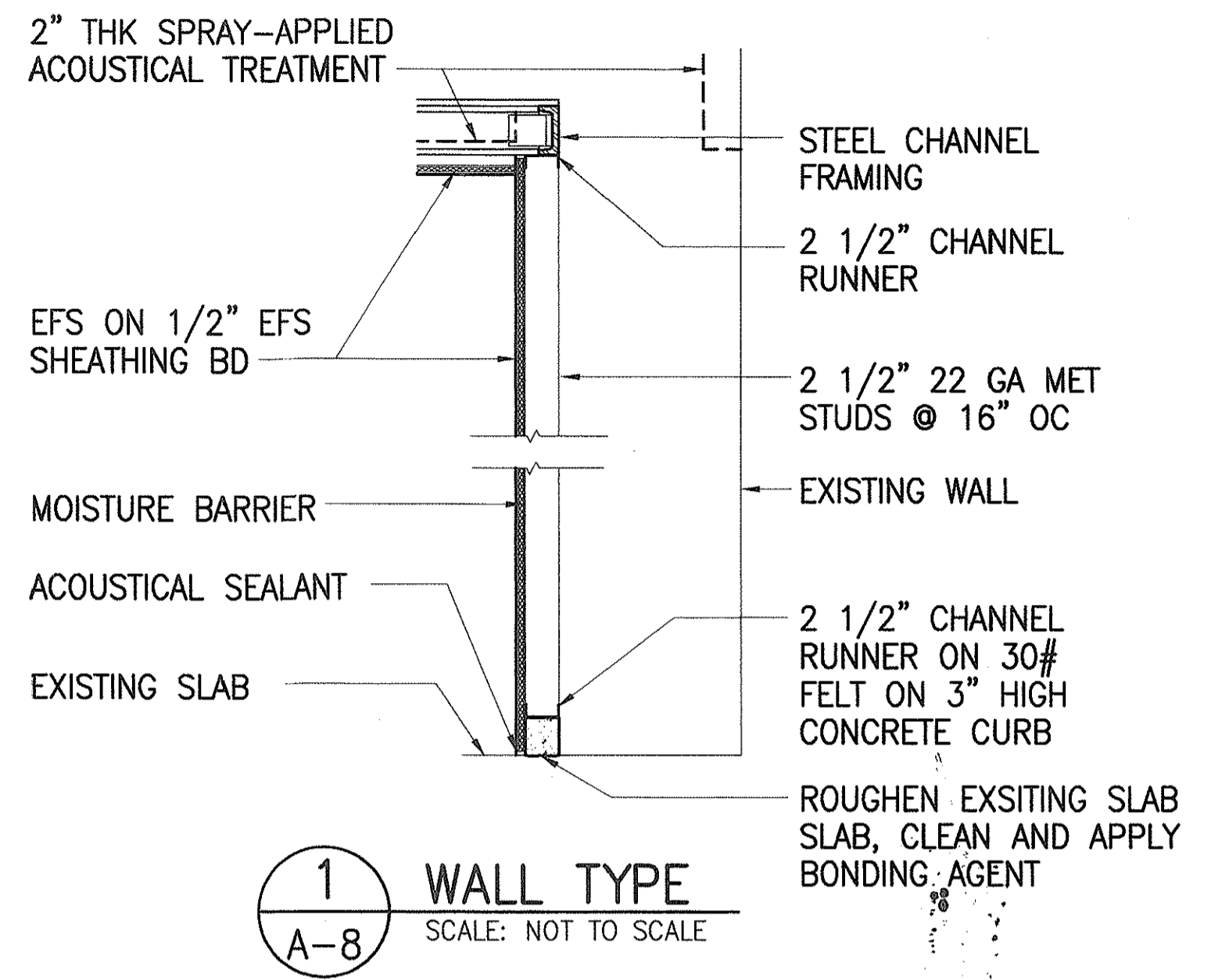
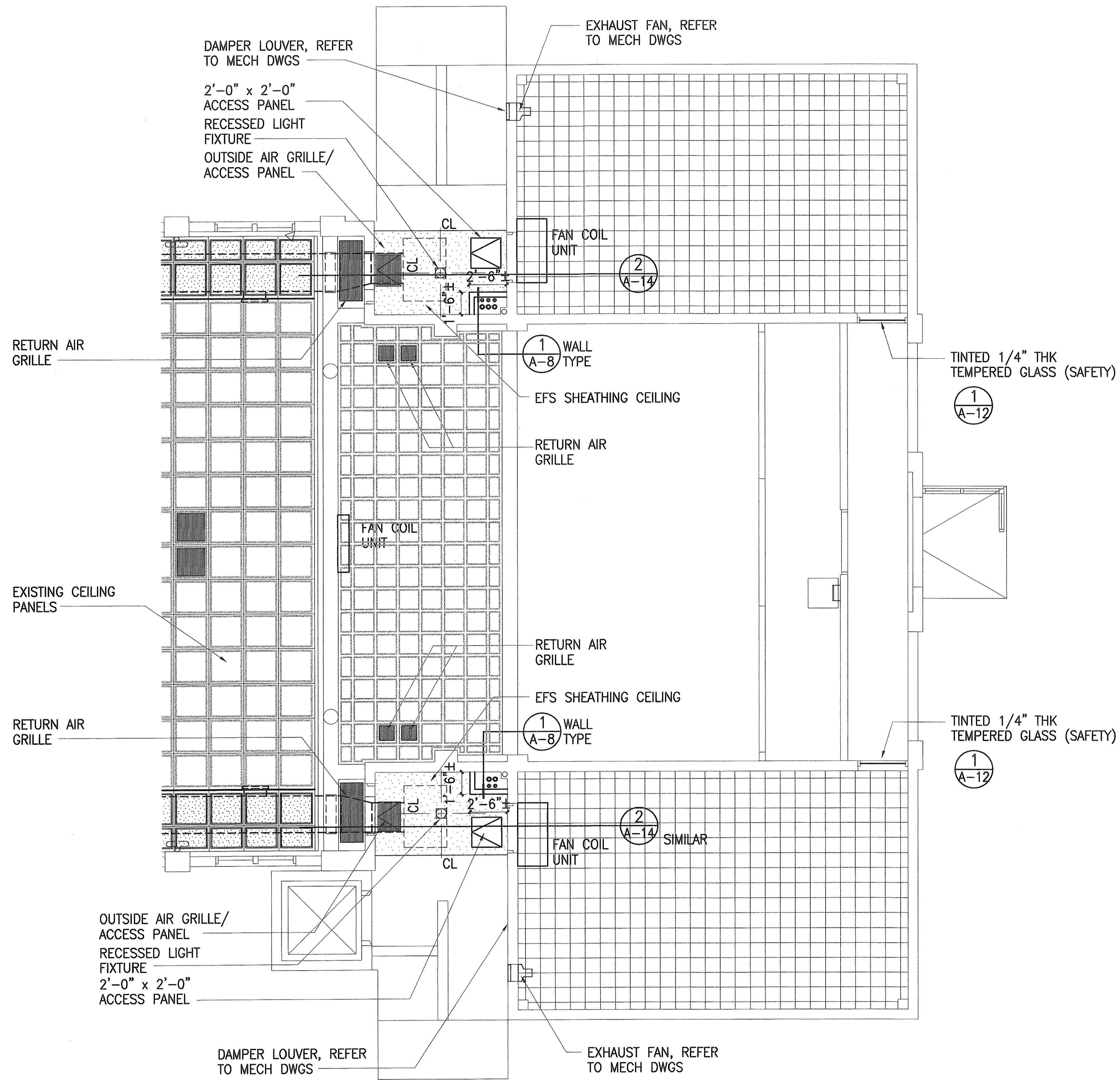
**A**  
A-7 PARTIAL SECOND LEVEL REFLECTED CEILING  
SCALE: 1/4" = 1'-0"



THIS WORK WAS PREPARED BY ME OR UNDER MY SUPERVISION  
*John Allan Adversano* 12/1/99  
 \_\_\_\_\_  
 \_\_\_\_\_

STATE OF HAWAII  
 DEPARTMENT OF TRANSPORTATION  
 HIGHWAYS DIVISION  
**JODO MISSION-PARTIAL SECOND**  
**LEVEL REFLECTED CEILING**  
 INTERSTATE ROUTE H-1  
 PUNAHOU ST. OFF-RAMP NOISE ABATEMENT  
 PROJECT NO. H11-01-99  
 Scale: SCALE AS NOTED Date: 12/1/99  
 SHEET No. A-7 OF 18 SHEETS

FED. ROAD DIST. NO.	STATE	PROJ. NO.	FISCAL YEAR	SHEET NO.	TOTAL SHEETS
HAWAII	HAW.	H11-01-99	2000	9	40



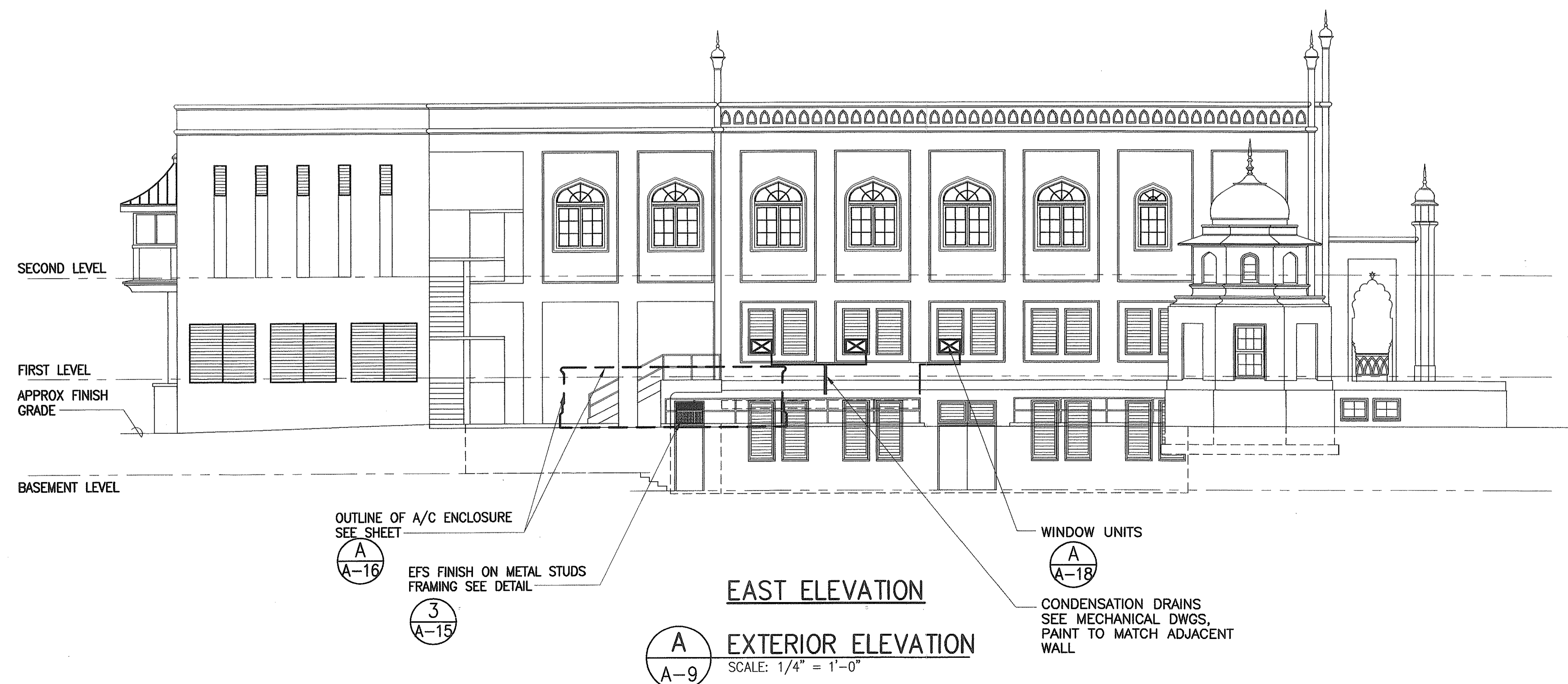
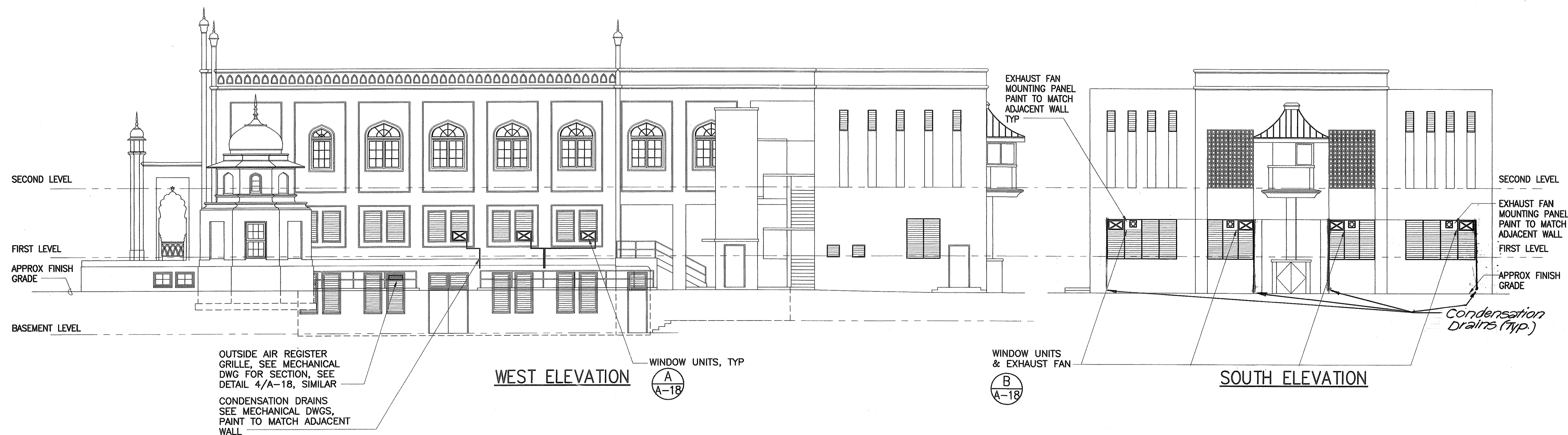
**A PARTIAL SECOND LEVEL REFLECTED CEILING**  
SCALE: 1/4" = 1'-0"




THIS WORK WAS PREPARED BY ME OR UNDER MY SUPERVISION  
*John Allan Adversario* 1/4/99  
DATE: 1/4/99

STATE OF HAWAII  
DEPARTMENT OF TRANSPORTATION  
HIGHWAYS DIVISION  
**JODO MISSION-PARTIAL SECOND LEVEL REFLECTED CEILING**  
INTERSTATE ROUTE H-1  
PUNAHOU ST. OFF-RAMP NOISE ABATEMENT  
PROJECT NO. H11-01-99  
Scale: SCALE AS NOTED Date: 12/1/99  
SHEET No. A-8 OF 18 SHEETS

FED. ROAD DIST. NO.	STATE	PROJ. NO.	FISCAL YEAR	SHEET NO.	TOTAL SHEETS
HAWAII	HAW.	H11-01-99	2000	10	40



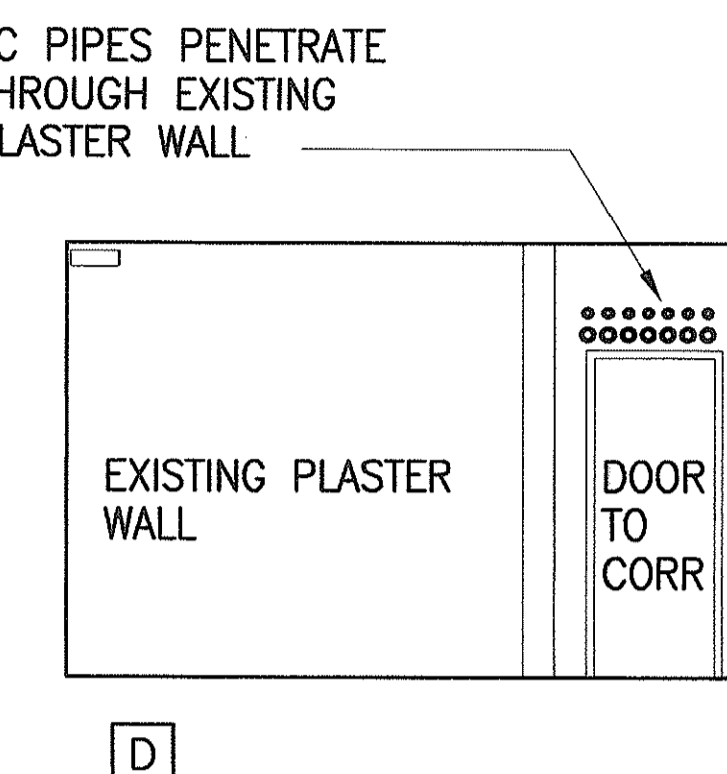
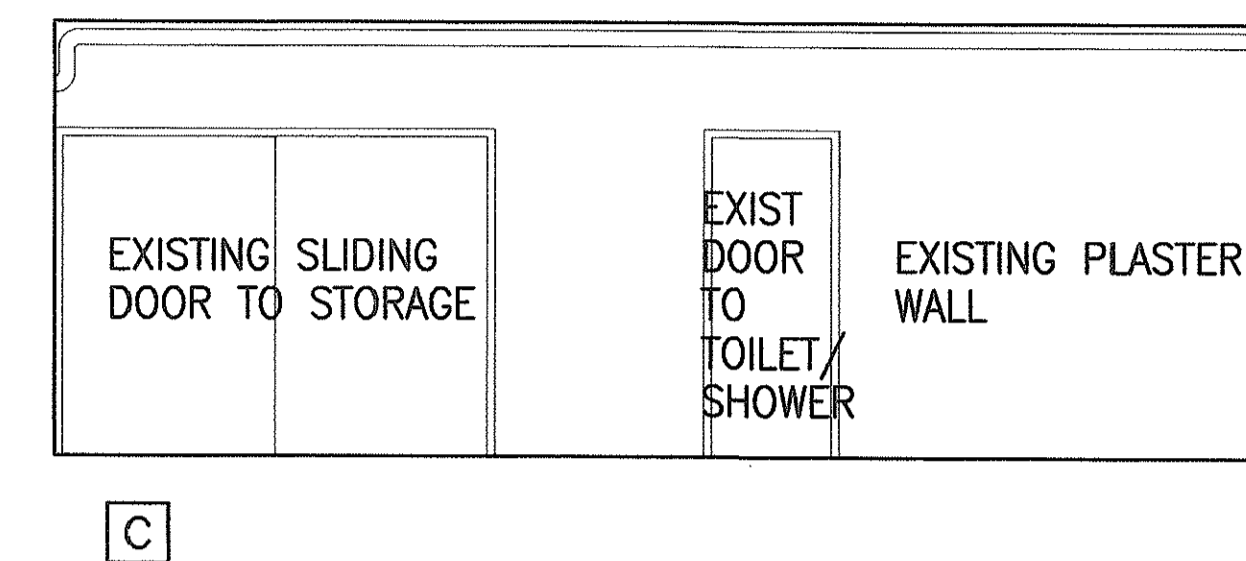
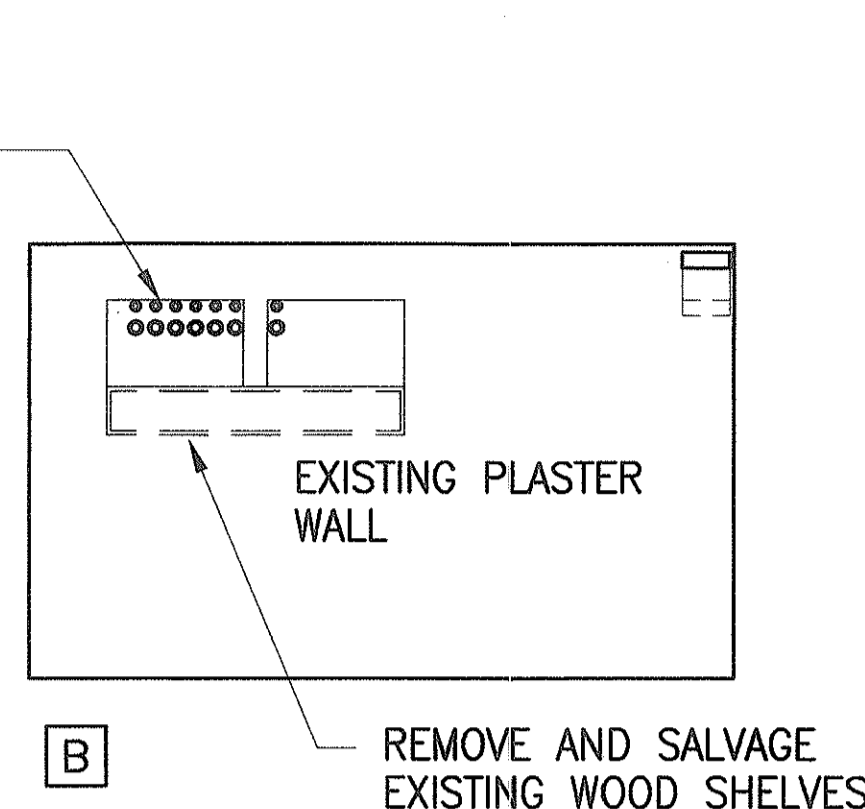
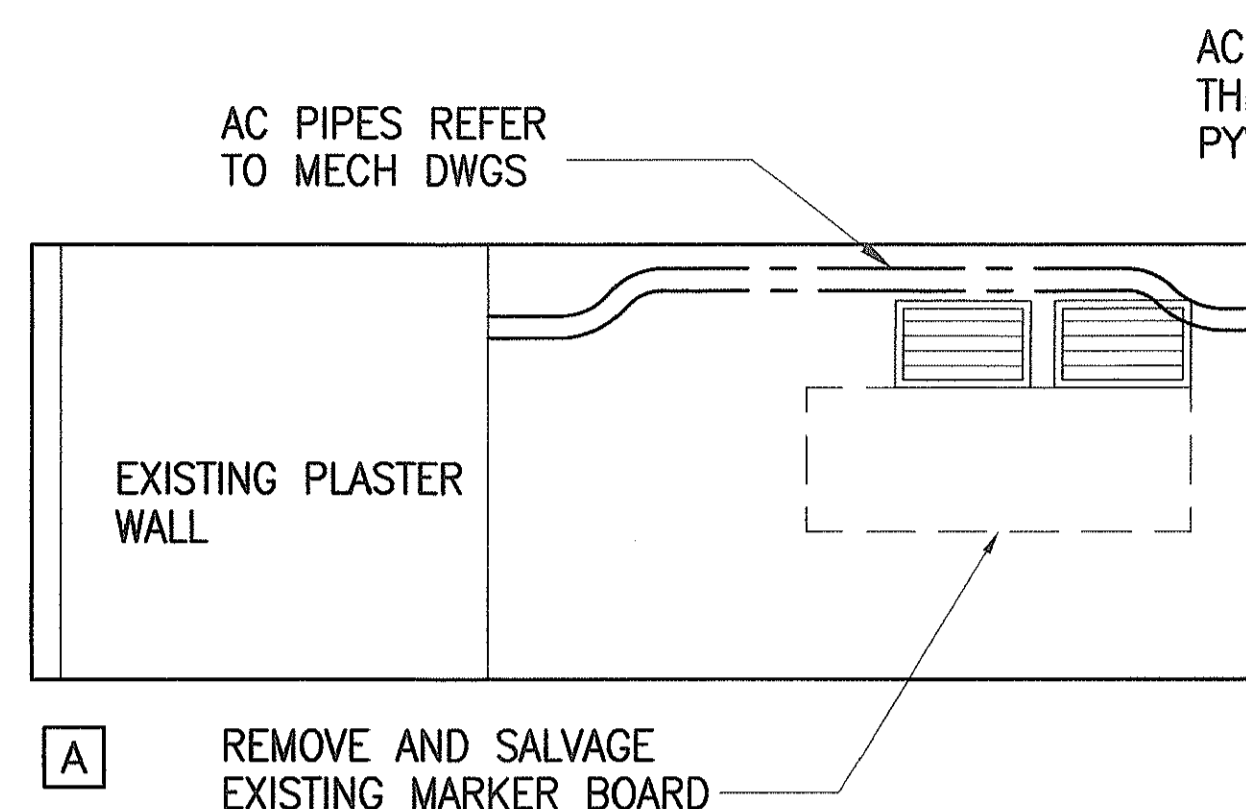
SURVEY PLOTTED BY	DATE
DESIGNED BY	
NOTED BY	
CHECKED BY	
ORIGINAL PLAN	
NOTE BOOK	
NO.	



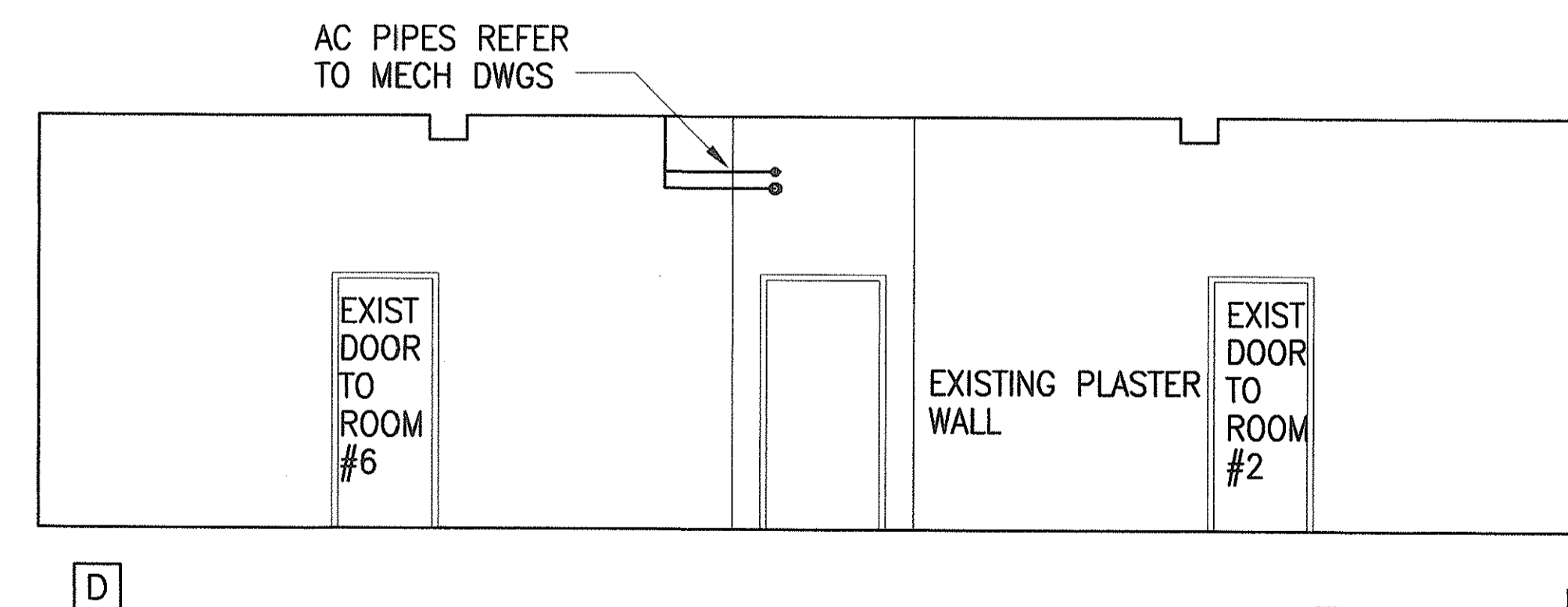
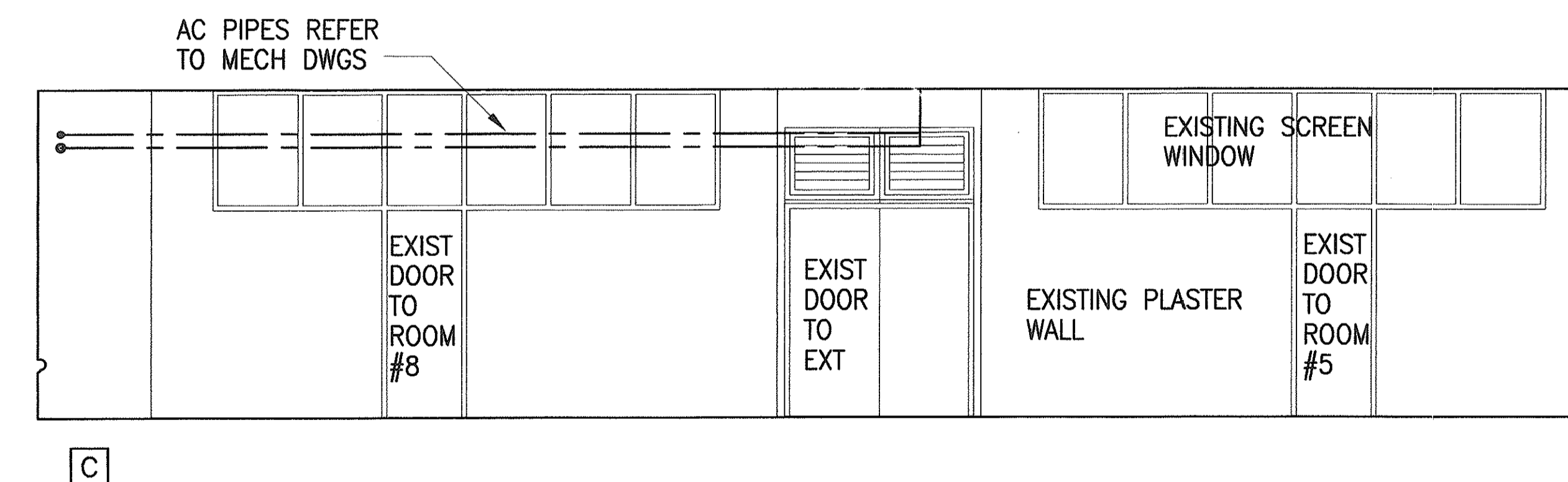
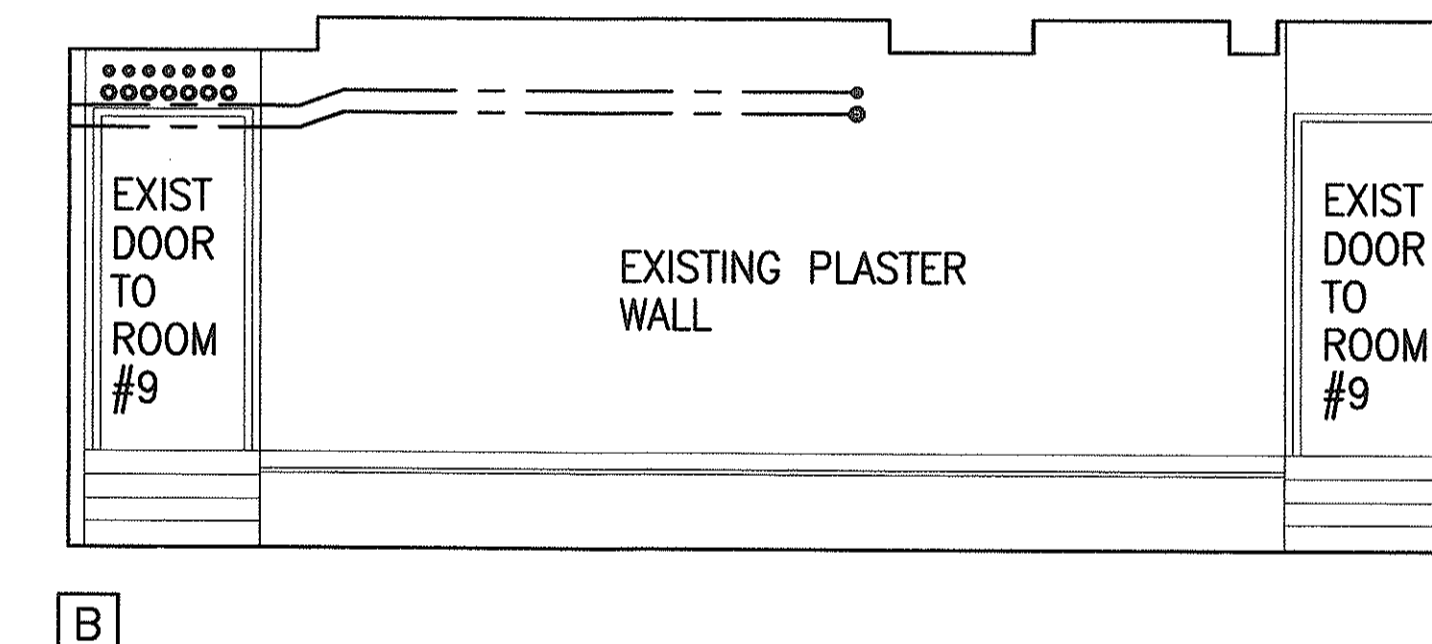
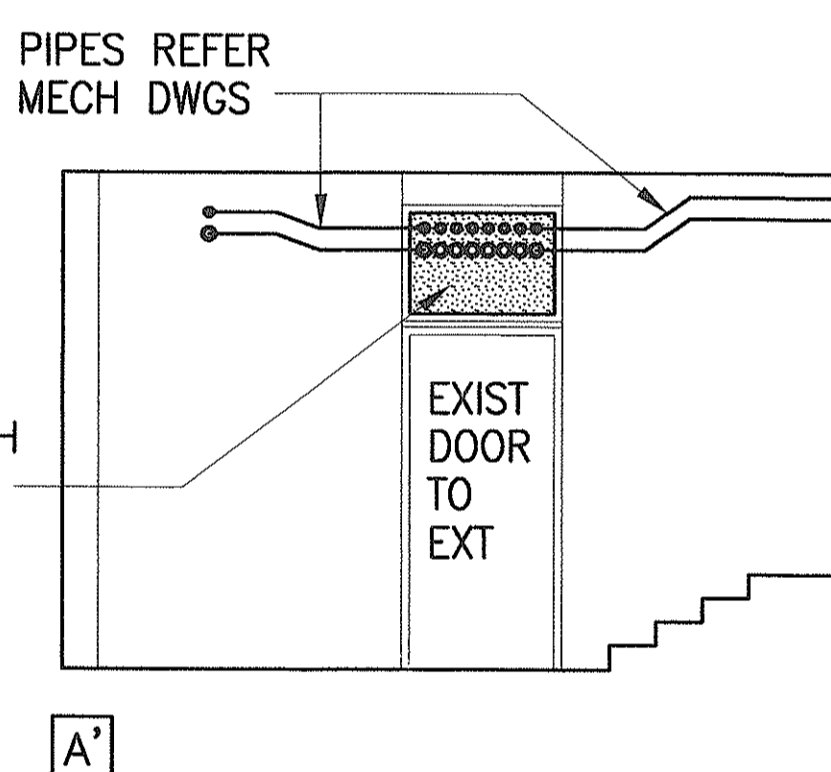
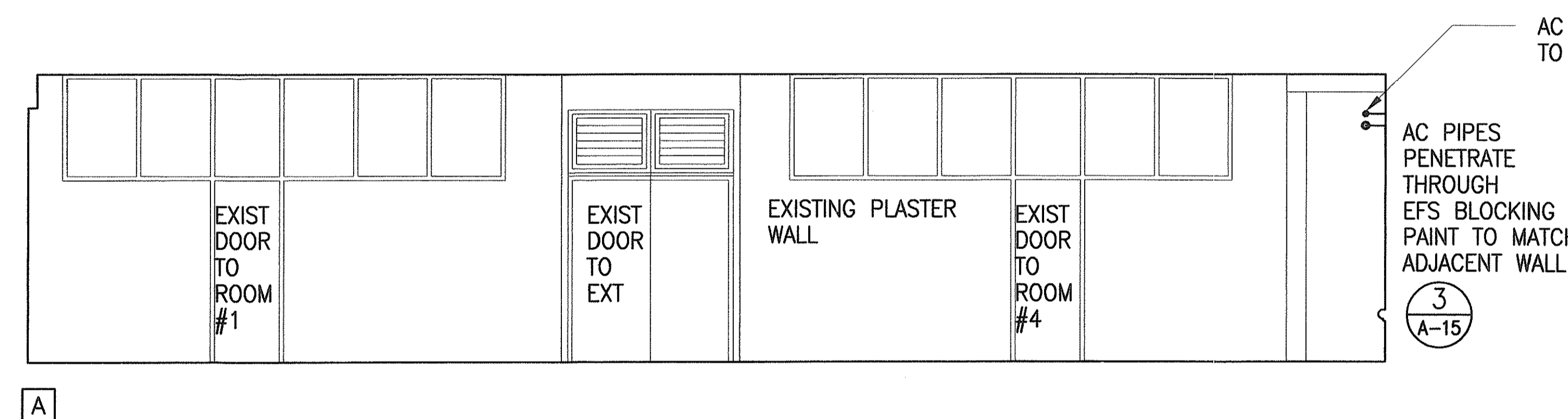
THIS WORK WAS PREPARED BY ME OR UNDER MY SUPERVISION  
 J. A. Adversano 12/1/99

STATE OF HAWAII  
 DEPARTMENT OF TRANSPORTATION  
 HIGHWAYS DIVISION  
**JODO MISSION**  
**EXTERIOR ELEVATIONS**  
 INTERSTATE ROUTE H-1  
 PUNAHOU ST. OFF-RAMP NOISE ABATEMENT  
 PROJECT NO. H11-01-99  
 Scale: SCALE AS NOTED Date: 12/1/99  
 SHEET No. A-9 OF 18 SHEETS

FED. ROAD DIST. NO.	STATE	PROJ. NO.	FISCAL YEAR	SHEET NO.	TOTAL SHEETS
HAWAII	HAW.	H11-01-99	2000	11	40




**A** INTERIOR ELEVATION ROOM #9  
A-10 SCALE: 1/4" = 1'-0"



**B** INTERIOR ELEVATION CORRIDOR #1  
A-10 SCALE: 1/4" = 1'-0"

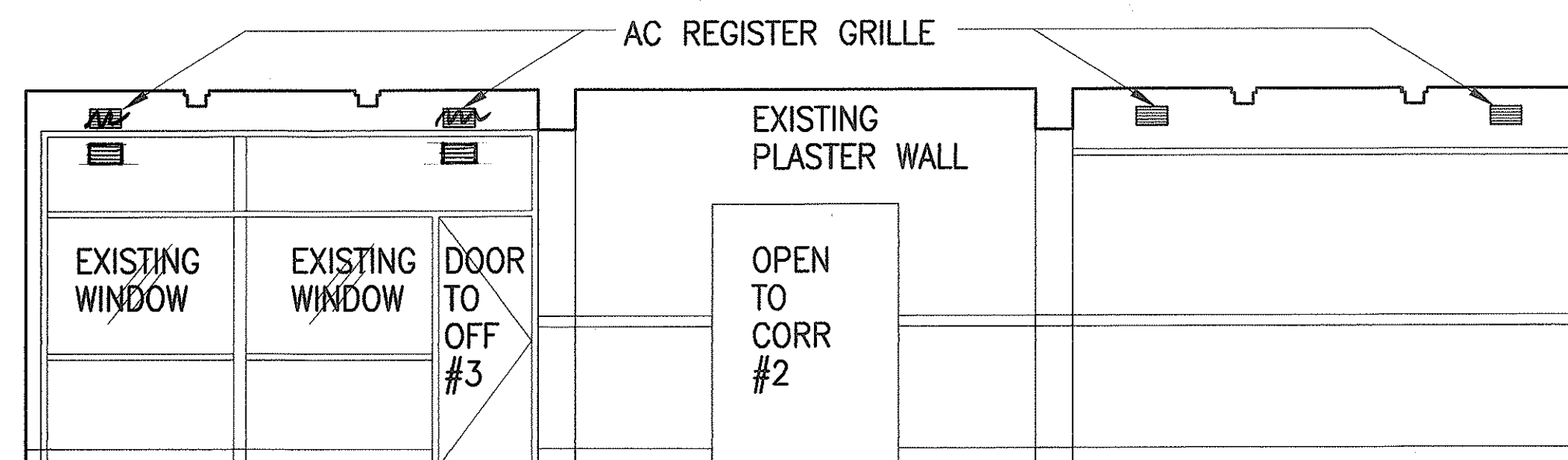
ORIGINAL PLAN	DATE
NOTED BY	
DESIGNED BY	
CHECKED BY	
DRAWN BY	
TRACED BY	
SURVEY PLOTTED BY	



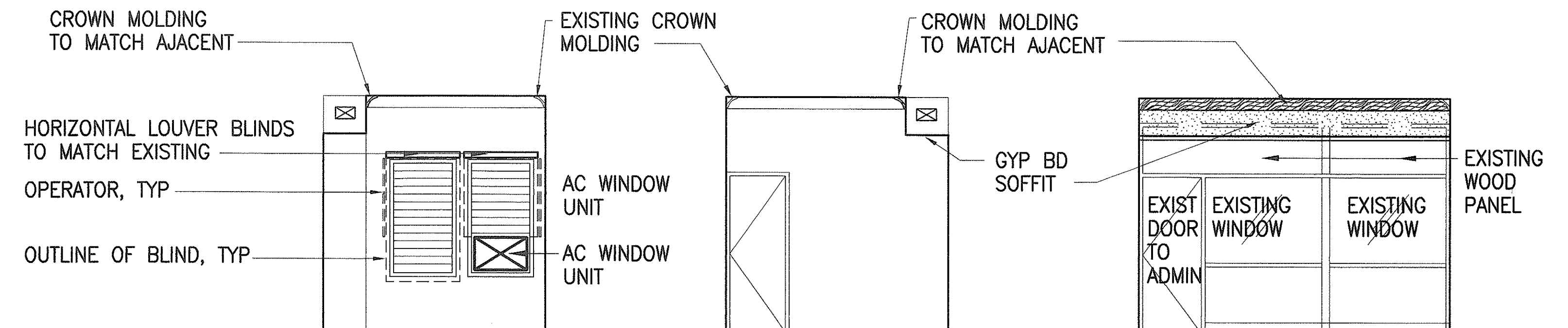
THIS WORK WAS PREPARED BY ME OR UNDER MY SUPERVISION AND TO THE BEST OF MY KNOWLEDGE AND BELIEF IT COMPLIES WITH ALL APPLICABLE REQUIREMENTS OF THE HAWAIIAN ARCHITECTURAL ACT.  
*John Allan Adversano* 12/1/99

STATE OF HAWAII  
DEPARTMENT OF TRANSPORTATION  
HIGHWAYS DIVISION  
**JODO MISSION**  
INTERIOR ELEVATIONS  
INTERSTATE ROUTE H-1  
PUNAHOU ST. OFF-RAMP NOISE ABATEMENT  
PROJECT NO. H11-01-99  
Scale: SCALE AS NOTED Date: 12/1/99  
SHEET No. A-10 OF 18 SHEETS

FED. ROAD DIST. NO.	STATE	PROJ. NO.	FISCAL YEAR	SHEET NO.	TOTAL SHEETS
HAWAII	HAW.	H11-01-99	2000	12	40



B



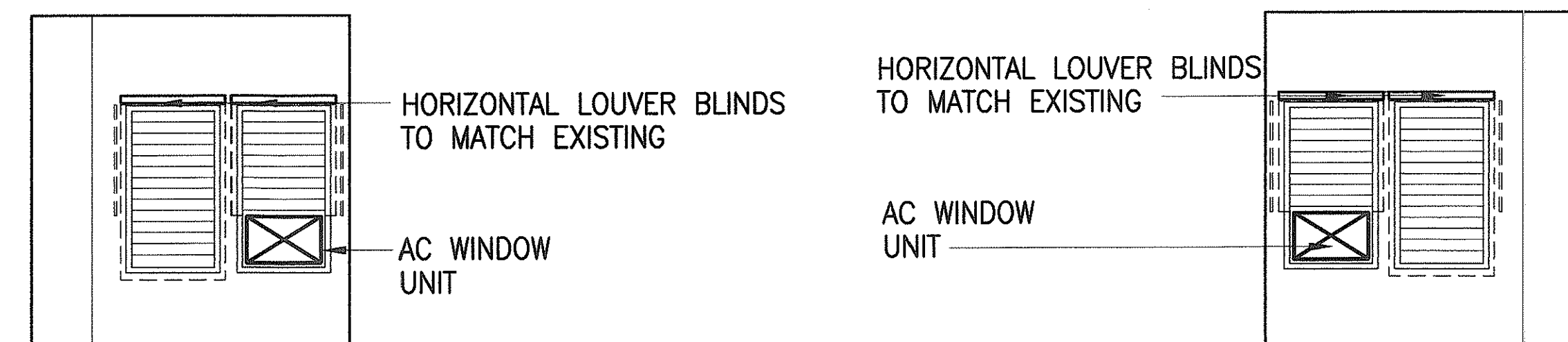
A

C

D

**A JODO MISSION – INTERIOR ELEVATION ADMINISTRATION**  
SCALE: 1/4" = 1'-0" (ELEV A, C, & D NOT SHOWN)

**B JODO MISSION – INTERIOR ELEVATION OFFICE #3**  
SCALE: 1/4" = 1'-0" (ELEV B NOT SHOWN)



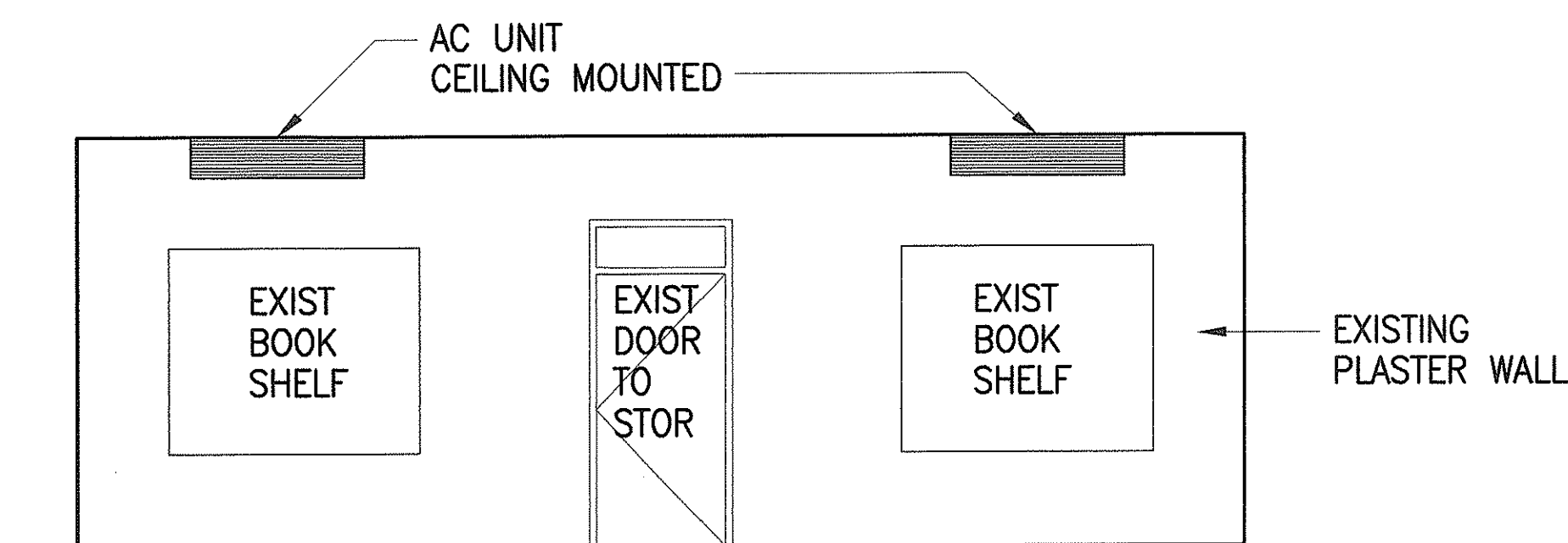
A

C

**C JODO MISSION – INTERIOR ELEVATION ROOM # 10, AND #11**  
SCALE: 1/4" = 1'-0" (ELEV B, C, & D NOT SHOWN)

**D JODO MISSION – INTERIOR ELEVATION ROOM # 13, AND #14**  
SCALE: 1/4" = 1'-0" (ELEV A, B, & D NOT SHOWN)

**E JODO MISSION – INTERIOR ELEVATION ROOM # 12**  
SCALE: 1/4" = 1'-0" (ELEV B NOT SHOWN)



B

**F INTERIOR ELEVATION BISHOP QUARTERS**  
SCALE: 1/4" = 1'-0" (ELEV A, C, & D NOT SHOWN)

ORIGINAL PLAN	SURVEY PLOTTED BY	DATE
NOTE BOOK	DRAWN BY	
No.	DESIGNED BY	
	CHECKED BY	

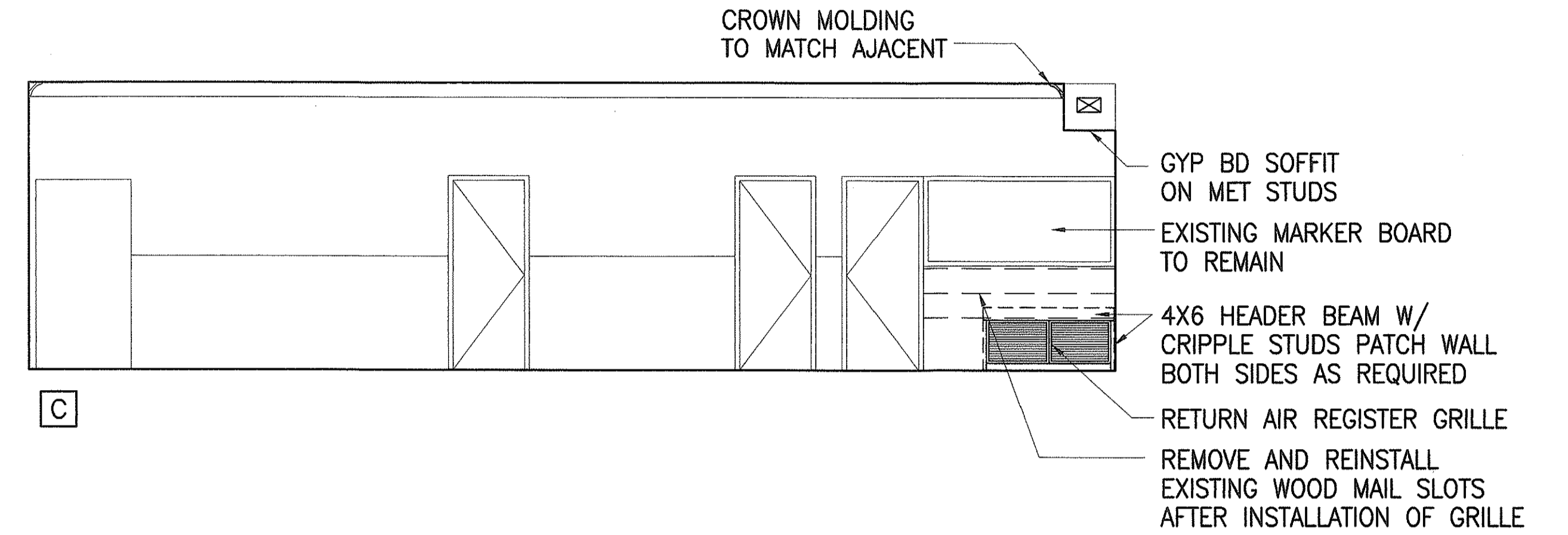
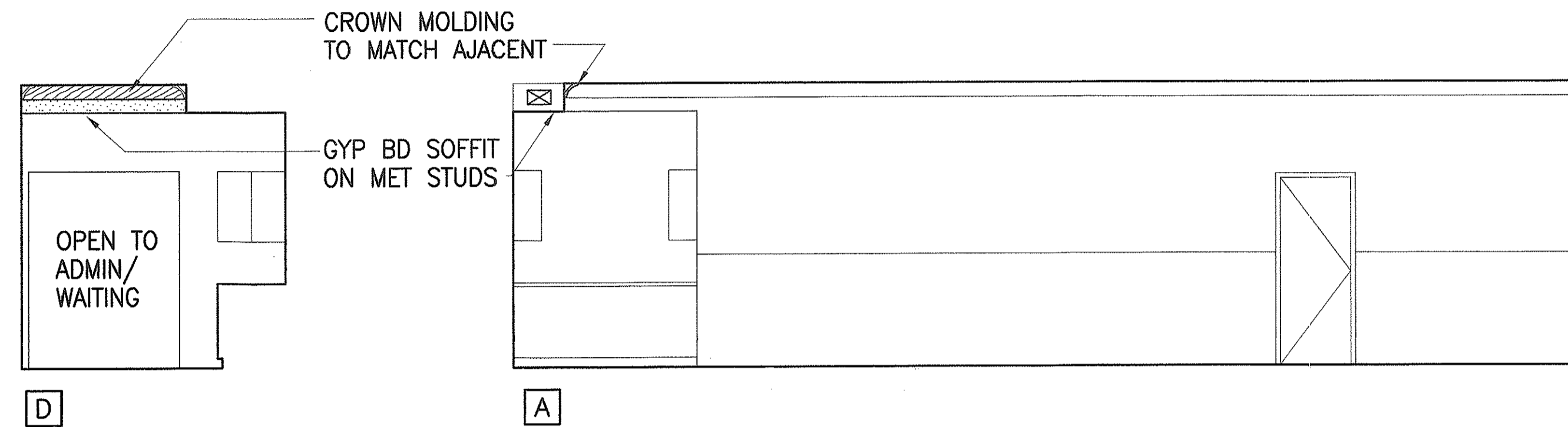


THIS WORK WAS PREPARED BY ME OR UNDER MY SUPERVISION  
*[Signature]* 12/1/99

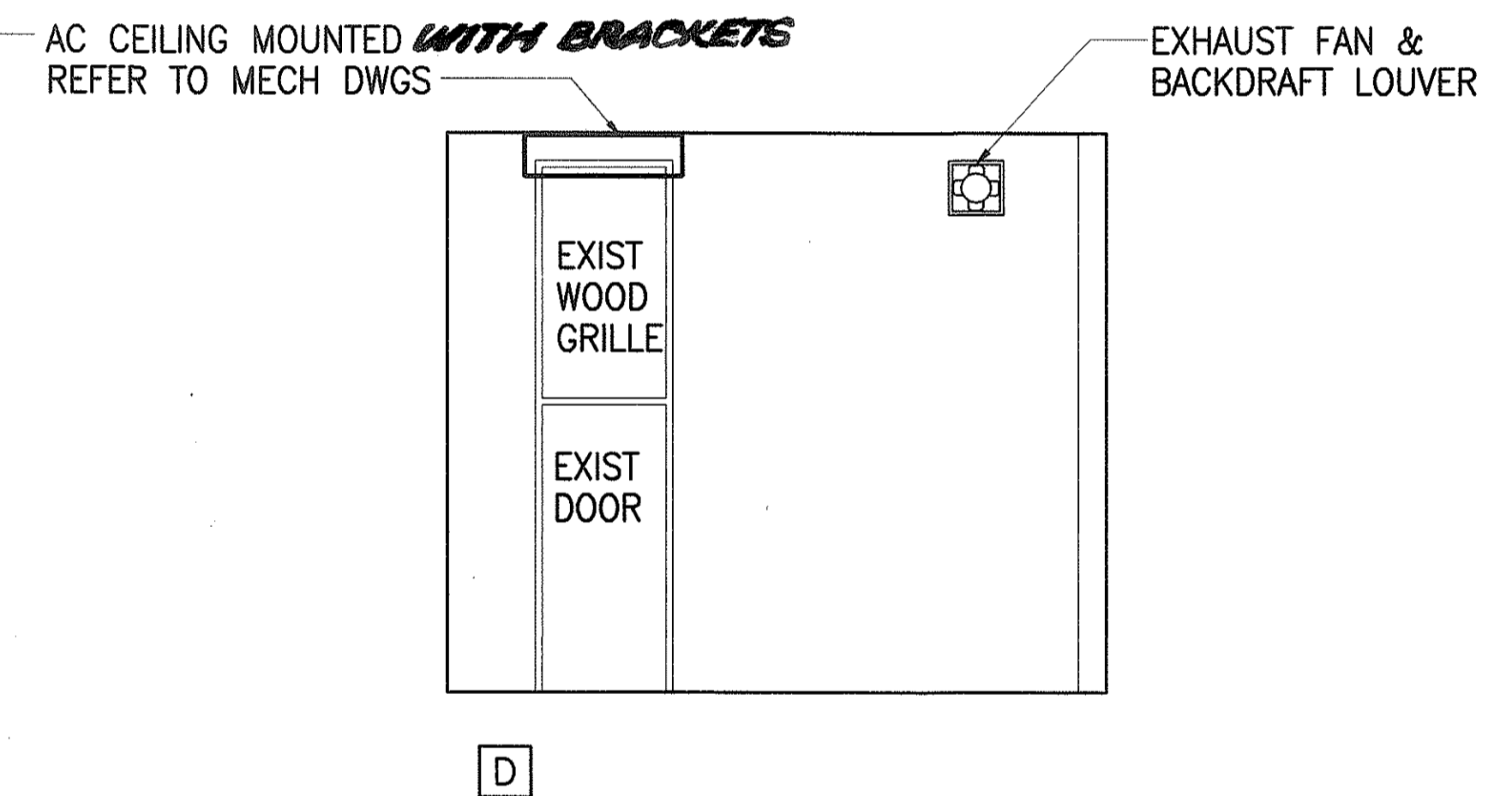
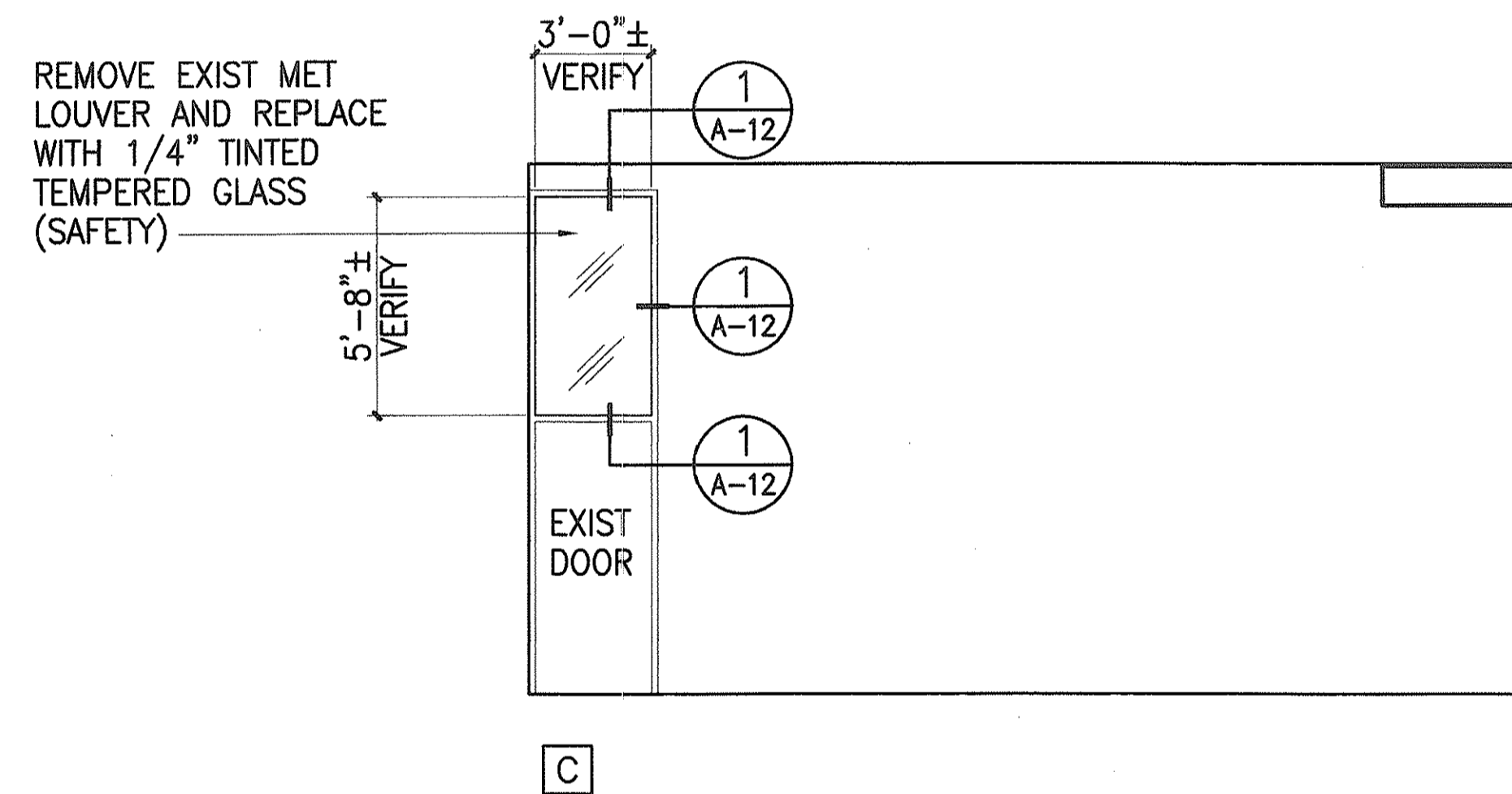
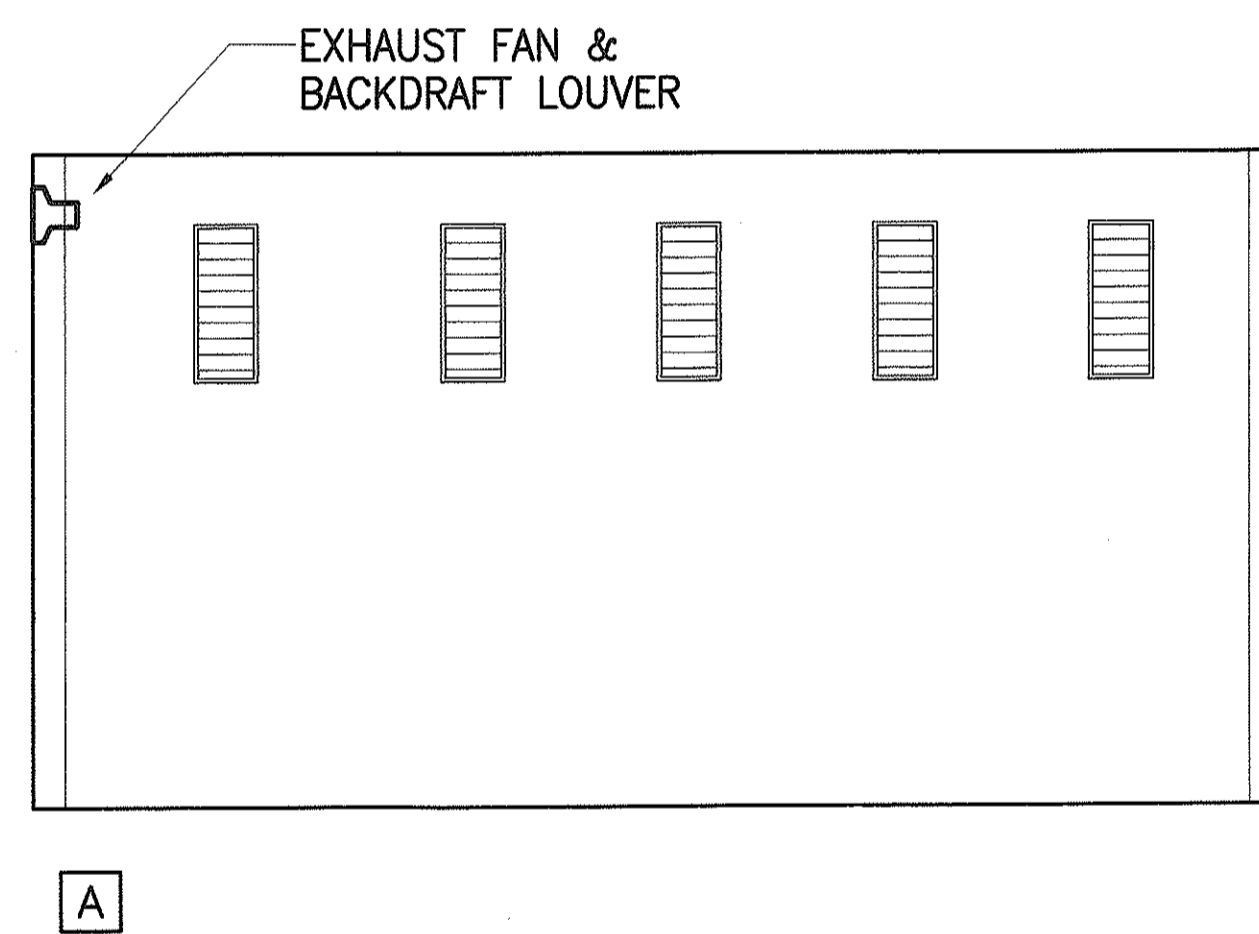
STATE OF HAWAII  
DEPARTMENT OF TRANSPORTATION  
HIGHWAYS DIVISION  
**JODO MISSION**  
**INTERIOR ELEVATIONS**  
INTERSTATE ROUTE H-1  
PUNAHOU ST. OFF-RAMP NOISE ABATEMENT  
PROJECT NO. H11-01-99  
Scale: SCALE AS NOTED Date: 12/1/99  
SHEET No. A-11 OF 18 SHEETS

"AS-BUILT"

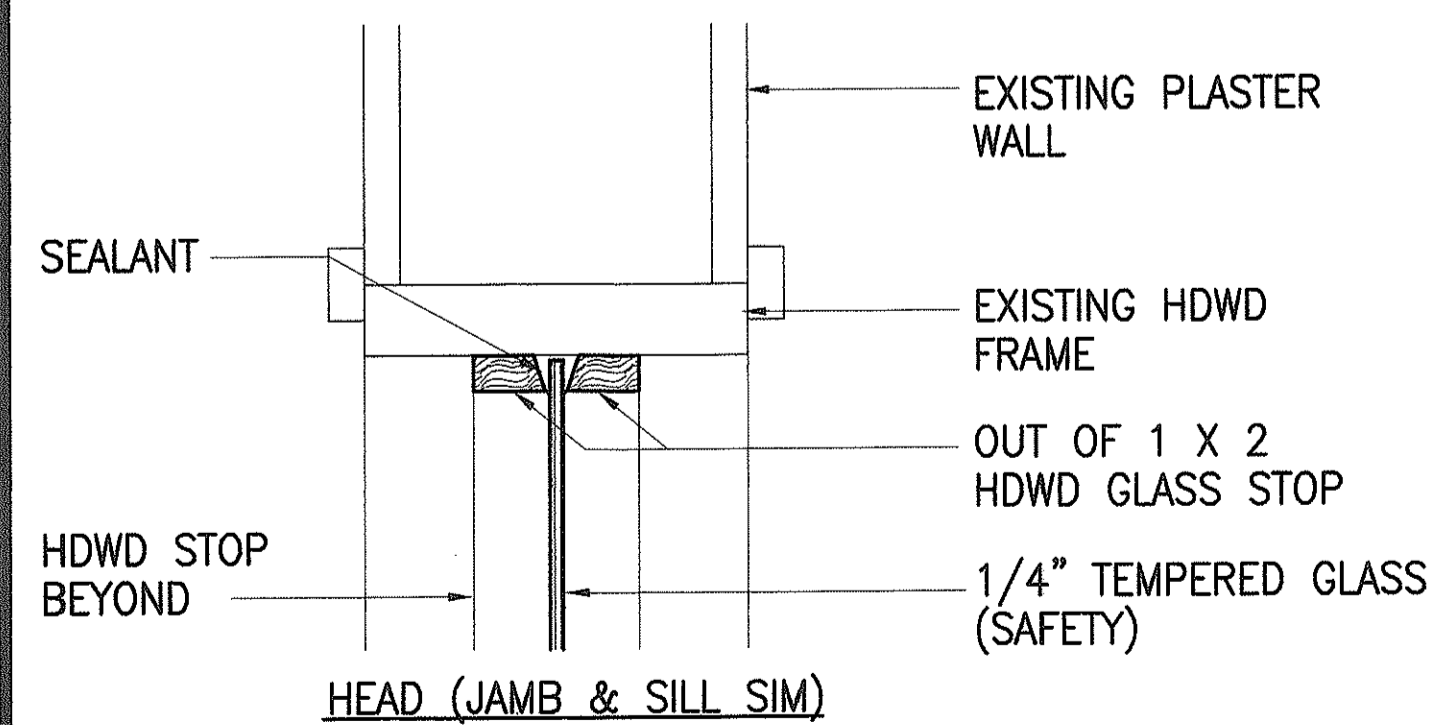
FED. ROAD DIST. NO.	STATE	PROJ. NO.	FISCAL YEAR	SHEET NO.	TOTAL SHEETS
HAWAII	HAW.	H11-01-99	2000	13	40



**A** JODO MISSION – INTERIOR ELEVATION CORRIDOR #2  
A-12 SCALE: 1/4" = 1'-0" (ELEV C NOT SHOWN)




**B** JODO MISSION – INTERIOR ELEVATION URN #1 ( URN #2 SIM BUT REV)  
A-12 SCALE: 1/4" = 1'-0" (ELEV B NOT SHOWN)



**1** FIXED GLASS DETAIL  
A-12 SCALE: 3" = 1'-0"

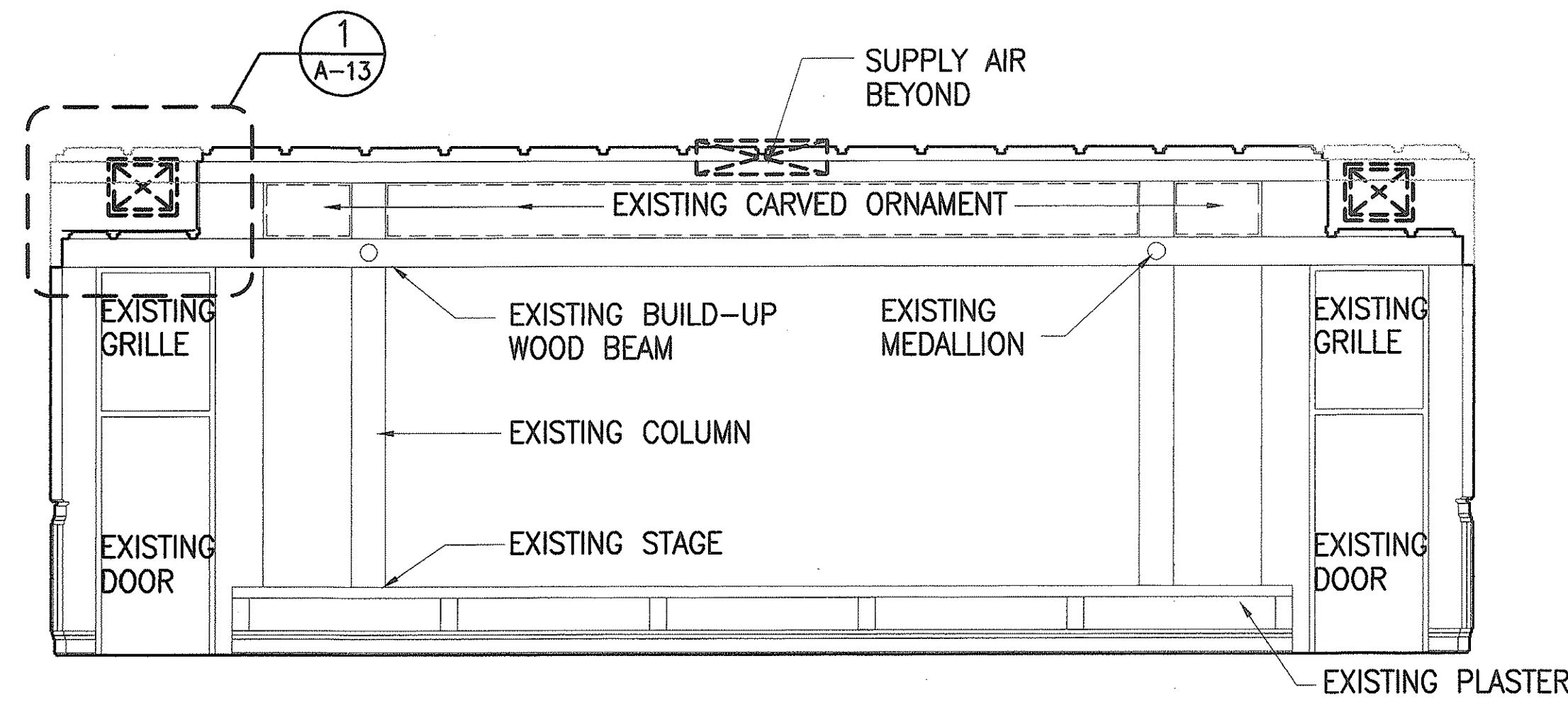
SURVEY PLATTED BY	DATE
DRAWN BY	
TRACED BY	
QUANTITIES BY	
CHECKED BY	
ORIGINAL PLAN	
NOTE BOOK	
No.	



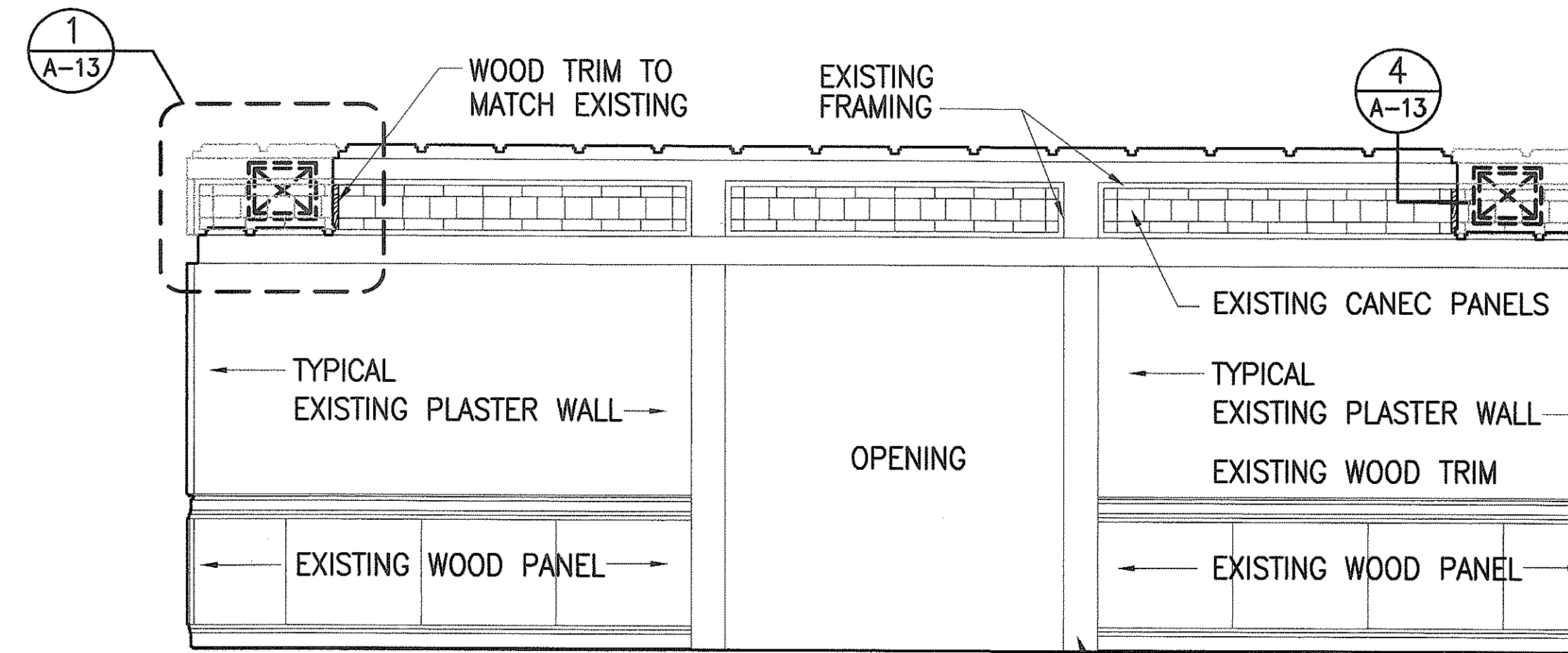
THIS WORK WAS PREPARED BY ME OR UNDER MY SUPERVISION  
*John Allan Adversario* 12/1/99

STATE OF HAWAII  
DEPARTMENT OF TRANSPORTATION  
HIGHWAYS DIVISION  
**JODO MISSION**  
**INTERIOR ELEVATIONS**  
INTERSTATE ROUTE H-1  
PUNAHOU ST. OFF-RAMP NOISE ABATEMENT  
PROJECT NO. H11-01-99  
Scale: SCALE AS NOTED Date: 12/1/99  
SHEET No. A-12 OF 18 SHEETS

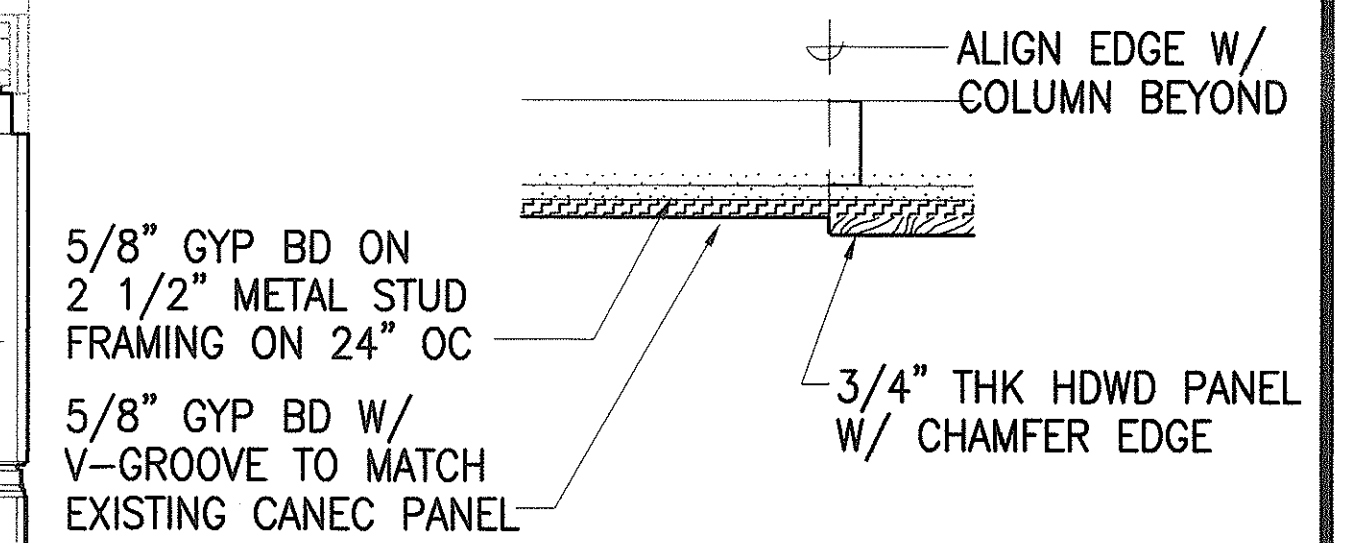
FED. ROAD DIST. NO.	STATE	PROJ. NO.	FISCAL YEAR	SHEET NO.	TOTAL SHEETS
HAWAII	HAW.	H11-01-99	2000	14	40



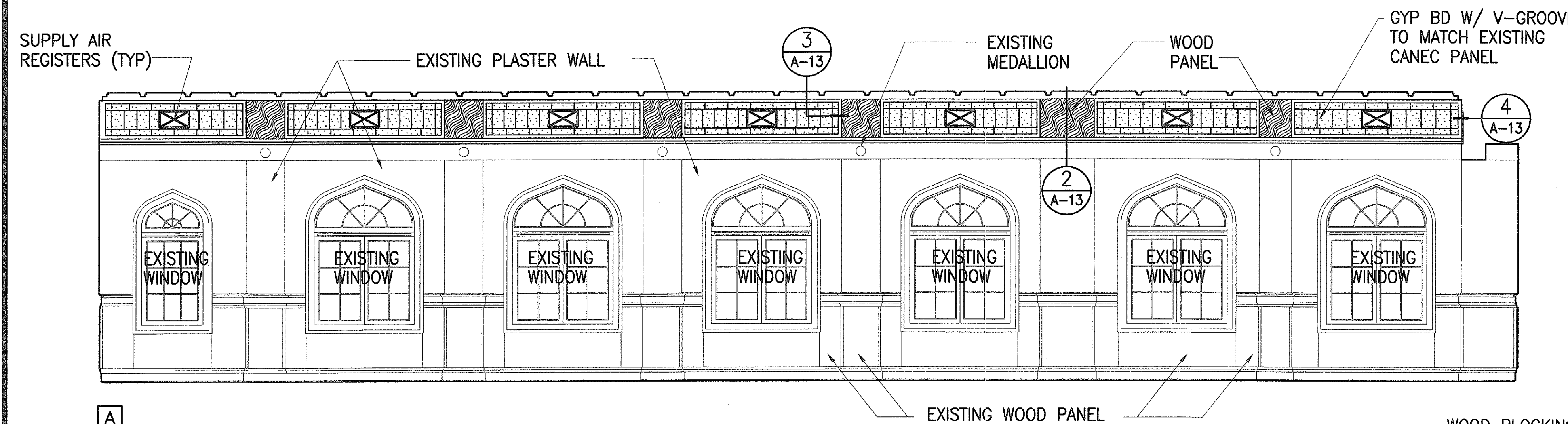
B



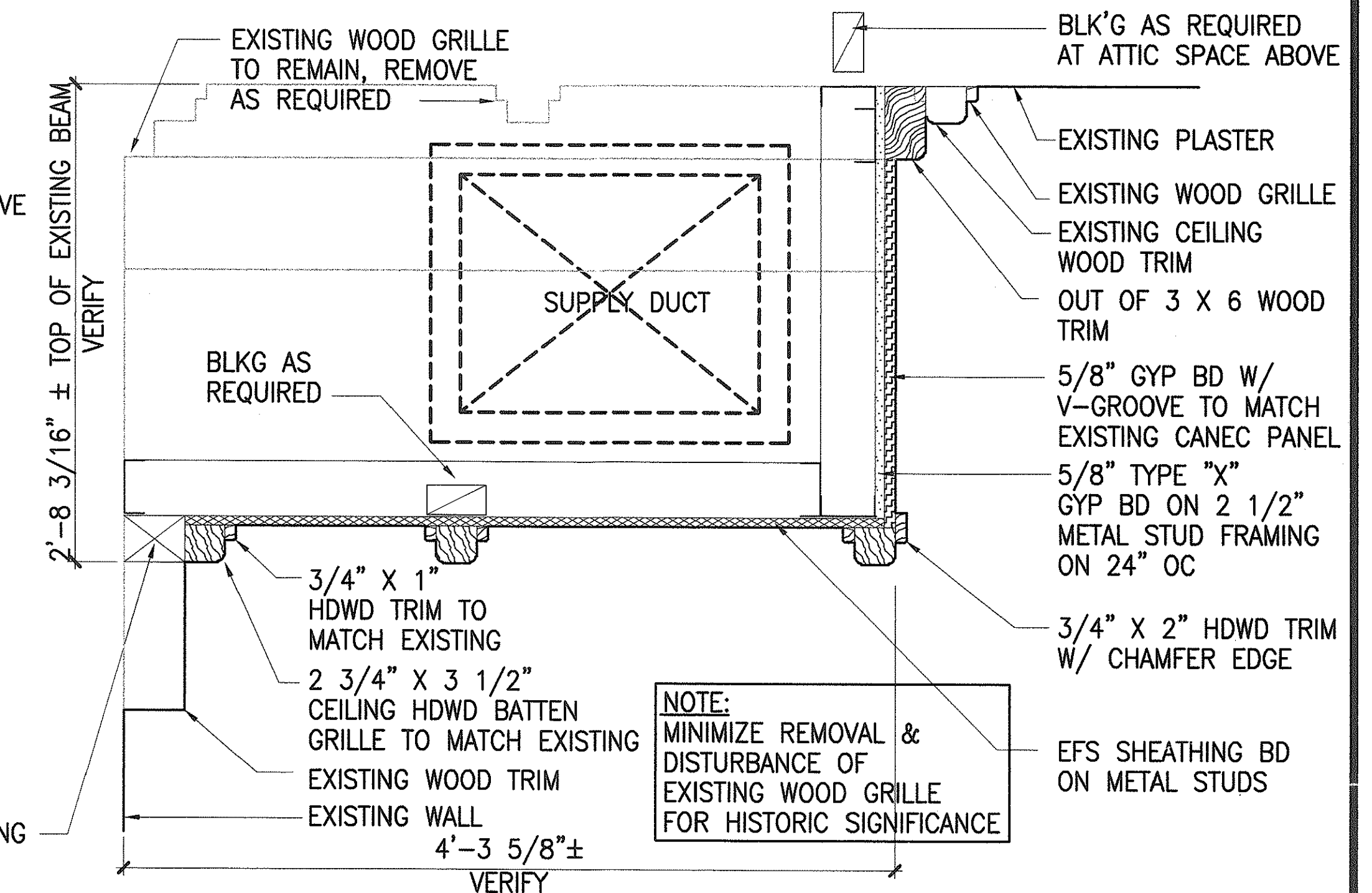
D



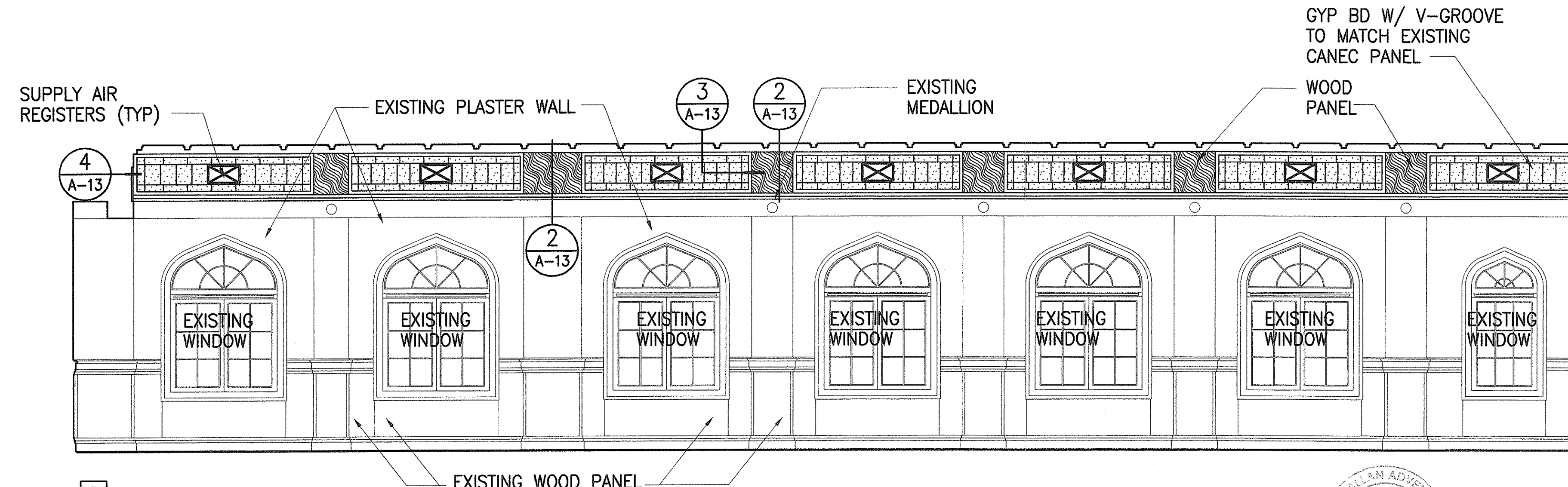
3 SOFFIT DETAIL  
A-13  
SCALE: 1 1/2" = 1'-0"



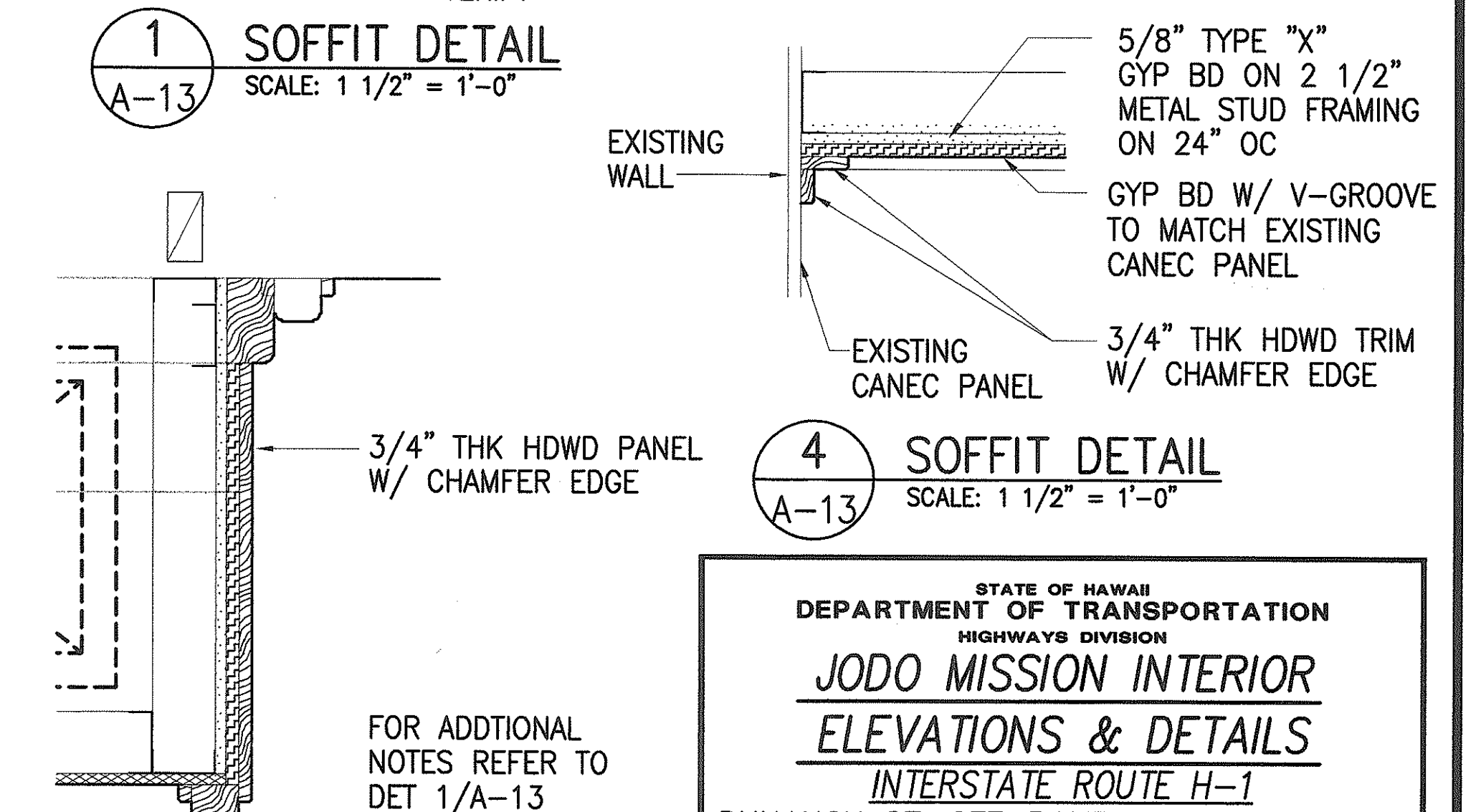
A



1 SOFFIT DETAIL  
A-13  
SCALE: 1 1/2" = 1'-0"



C




4 SOFFIT DETAIL  
A-13  
SCALE: 1 1/2" = 1'-0"

A INTERIOR ELEVATION MAIN HALL  
A-13  
SCALE: 1/4" = 1'-0"

2 SOFFIT DETAIL  
A-13  
SCALE: 1 1/2" = 1'-0"

FOR ADDITIONAL NOTES REFER TO DET 1/A-13



THIS WORK WAS PREPARED BY ME OR UNDER MY SUPERVISION AND I AM A LICENSED PROFESSIONAL ARCHITECT IN THE STATE OF HAWAII.

John Allan Adame 12/1/99

STATE OF HAWAII  
DEPARTMENT OF TRANSPORTATION  
HIGHWAYS DIVISION

**JODO MISSION INTERIOR**  
**ELEVATIONS & DETAILS**  
INTERSTATE ROUTE H-1  
PUNAHOU ST. OFF-RAMP NOISE ABATEMENT  
PROJECT NO. H11-01-99

Scale: SCALE AS NOTED Date: 12/1/99

SHEET No. A-13 OF 18 SHEETS

DATE	12/1/99
SURVEY PLOTTED BY	...
ORIGINAL PLAN	...
DESIGNED BY	...
NOTED BY	...
CHECKED BY	...
QUANTITIES BY	...
NO.	...

FED. ROAD DIST. NO.	STATE	PROJ. NO.	FISCAL YEAR	SHEET NO.	TOTAL SHEETS
HAWAII	HAW.	H11-01-99	2000	15	40

EXISTING ROOF TRUSS

EXISTING PLASTER CEILING W/ WOOD BATTEN GRILLE

MAIN HALL

AC CEILING MOUNTED

ALTAR

AC WALL MOUNTED

1 SOFFIT DETAIL A-14

CORR #2A

BISHOP DINING

CORR #3

MECH CONDENSATION DRAIN CONNECT TO EXISTING DRAIN SEE MECHANICAL

MECH PIPES, REFER TO MECH DWGS

MECH PIPES PENETRATE THRU EXISTING WOOD BLOCKING

STOR #1

CORRIDOR #1A

ROOM #9

ASSEMBLY AREA

SECOND LEVEL

FIRST LEVEL

BASEMENT LEVEL

**A LONGITUDINAL SECTIONS**  
SCALE: 1/8" = 1'-0"

EXISTING ROOF AND ROOF FRAMING

REMOVE EXISTING GYP BD PANEL, CMU & WOOD FRAMING AS REQUIRED TO RECEIVE MECH DUCT SUPPORT AS REQUIRED

REMOVE EXISTING PLASTER CEILING AS REQUIRED TO RECEIVE REGISTER, SUPPORT AS REQUIRED

REMOVE EXISTING METAL LOUVER

REMOVE EXISTING METAL LOUVER

EFB SHEATHING BD ON MOISTURE BARRIER 5/8" MET CHANNEL @ 16" OC (MAX.)

2 ENLARGED PARTIAL SECTION A-14

EFB SHEATHING BD ON MOISTURE BARRIER 1 5/8" MET STUD FRAMING

AC MECH EQUIPMENT

LOUVER ACCESS PANEL SEE MECH SPECS

ACCESS PANEL

EFB SHEATHING BD ON 1 5/8" METAL CHANNEL AT 16" OC ON STRUCT FRAMING

EXISTING ROOF ON ROOF DECK

2" THK SPRAY-APPLIED ACOUSTICAL TREATMENT OVER ENTIRE ENCLOSURE

5/8" TYPE "X" GYP BD BOTH SIDES ON 3 5/8" METAL STUD FRAMING

REMOVE EXISTING PLASTER CEILING

REMOVE EXISTING METAL LOUVER

EFB SHEATHING BD ON MOISTURE BARRIER 1 5/8" MET STUD FRAMING

EFB SHEATHING BD ON 1 5/8" METAL CHANNEL AT 16" OC ON STRUCT FRAMING

LOUVER ACCESS PANEL SEE MECH SPECS

ACCESS PANEL

2 ENLARGED PARTIAL SECTION A-14

SCALE: 1/2" = 1'-0"

MECH PIPES, TO AC ENCLOSURE

ROOM #1

ROOM #2

CORR #1B

ROOM #3

ROOM #4

ROOM #10

ROOM #11

OFFICE #3

ADMINISTRATION

MAIN HALL

URN ROOM #1

ASSEMBLY AREA

SECOND LEVEL

FIRST LEVEL

BASEMENT LEVEL

**B LONGITUDINAL SECTIONS**  
SCALE: 1/8" = 1'-0"

MECH DUCT, REFER TO MECH DWG

1-5/8" MET CHANNEL

EXISTING WALL

1'-9 3/4"± ALIGN W/ COL BEYOND

5/8" GYP BD ON 1-5/8" MET STUD FRAMING AT 16" OC, FINISH TO ADJACENT WALL

1 SOFFIT DETAIL A-14

SCALE: 1 1/2" = 1'-0"

5/8" TYPE "X" GYP BD BOTH SIDES ON 3 5/8" METAL STUD FRAMING

EXISTING ROOF ON ROOF DECK

2" THK SPRAY-APPLIED ACOUSTICAL TREATMENT OVER ENTIRE ENCLOSURE

2 ENLARGED PARTIAL SECTION A-14

SCALE: 1/2" = 1'-0"

REMOVE EXISTING PLASTER CEILING

REMOVE EXISTING METAL LOUVER

EFB SHEATHING BD ON MOISTURE BARRIER 1 5/8" MET STUD FRAMING

EFB SHEATHING BD ON 1 5/8" METAL CHANNEL AT 16" OC ON STRUCT FRAMING

LOUVER ACCESS PANEL SEE MECH SPECS

ACCESS PANEL

AC MECH EQUIPMENT

REMOVE EXISTING METAL LOUVER

EFB SHEATHING BD ON MOISTURE BARRIER 5/8" MET CHANNEL @ 16" OC (MAX.)

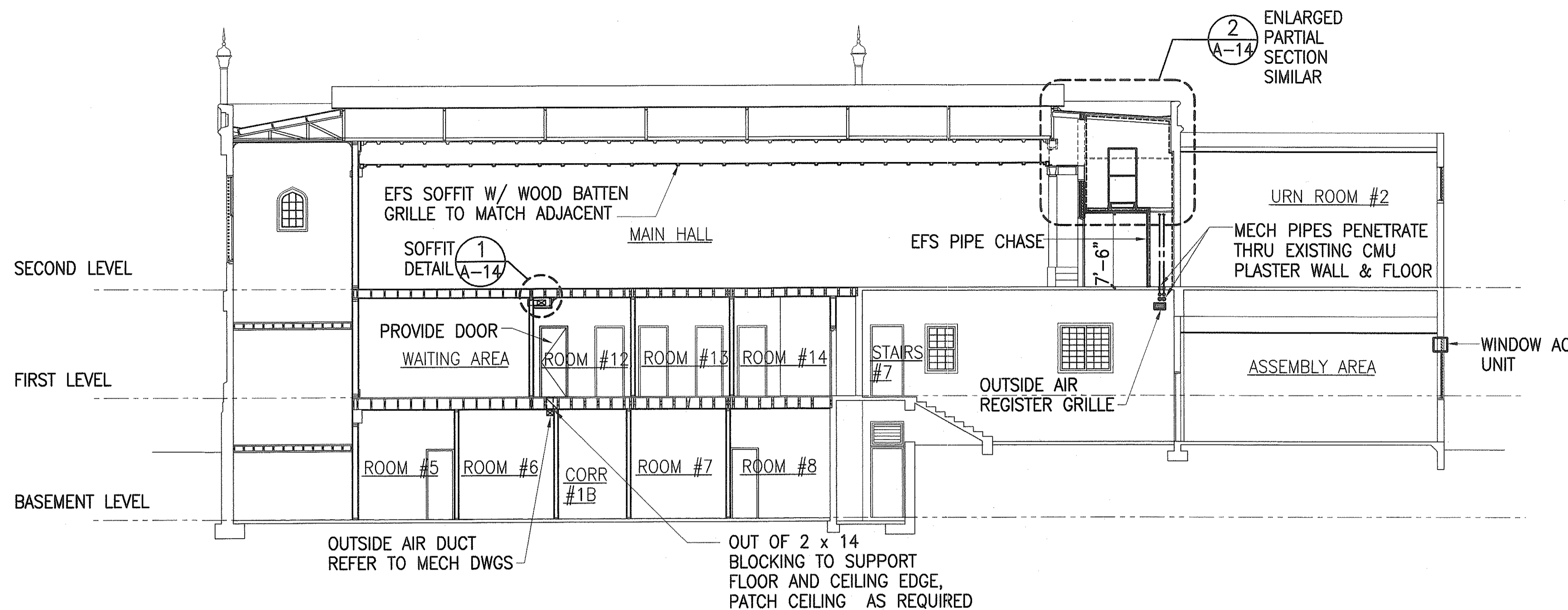
2 ENLARGED PARTIAL SECTION A-14

SCALE: 1/2" = 1'-0"

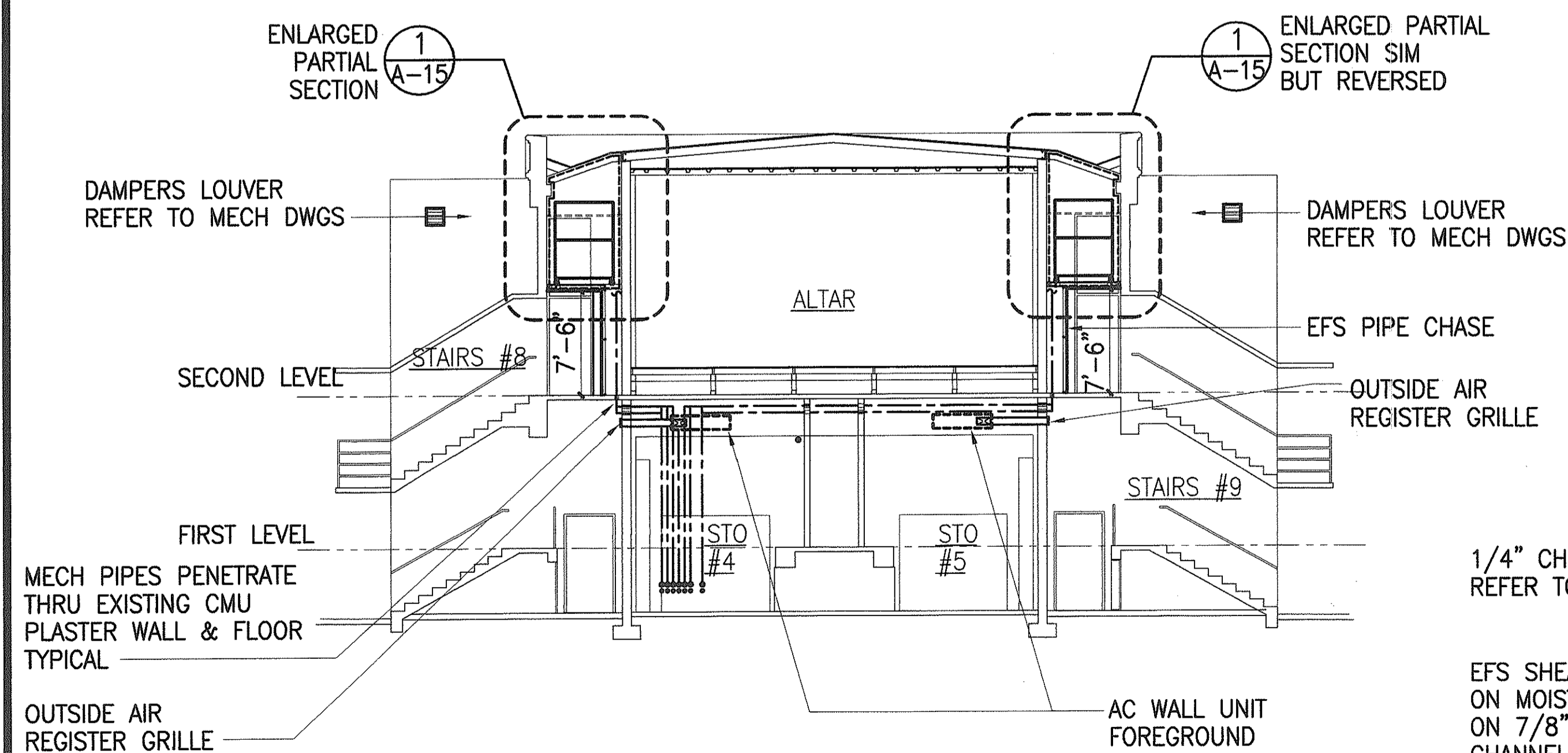
THIS WORK WAS PREPARED BY ME OR UNDER MY SUPERVISION  
*[Signature]* 12/3/99  
DATE OF EXAMINATION FOR RENEWAL  
EXPIRATION DATE OF RENEWAL

STATE OF HAWAII  
DEPARTMENT OF TRANSPORTATION  
HIGHWAYS DIVISION  
**JODO MISSION-BUILDING**  
**SECTIONS & DETAIL**  
INTERSTATE ROUTE H-1  
PUNAHOU ST. OFF-RAMP NOISE ABATEMENT  
PROJECT NO. H11-01-99  
Scale: SCALE AS NOTED Date: 12/1/1999  
SHEET No. A-14 OF 18 SHEETS

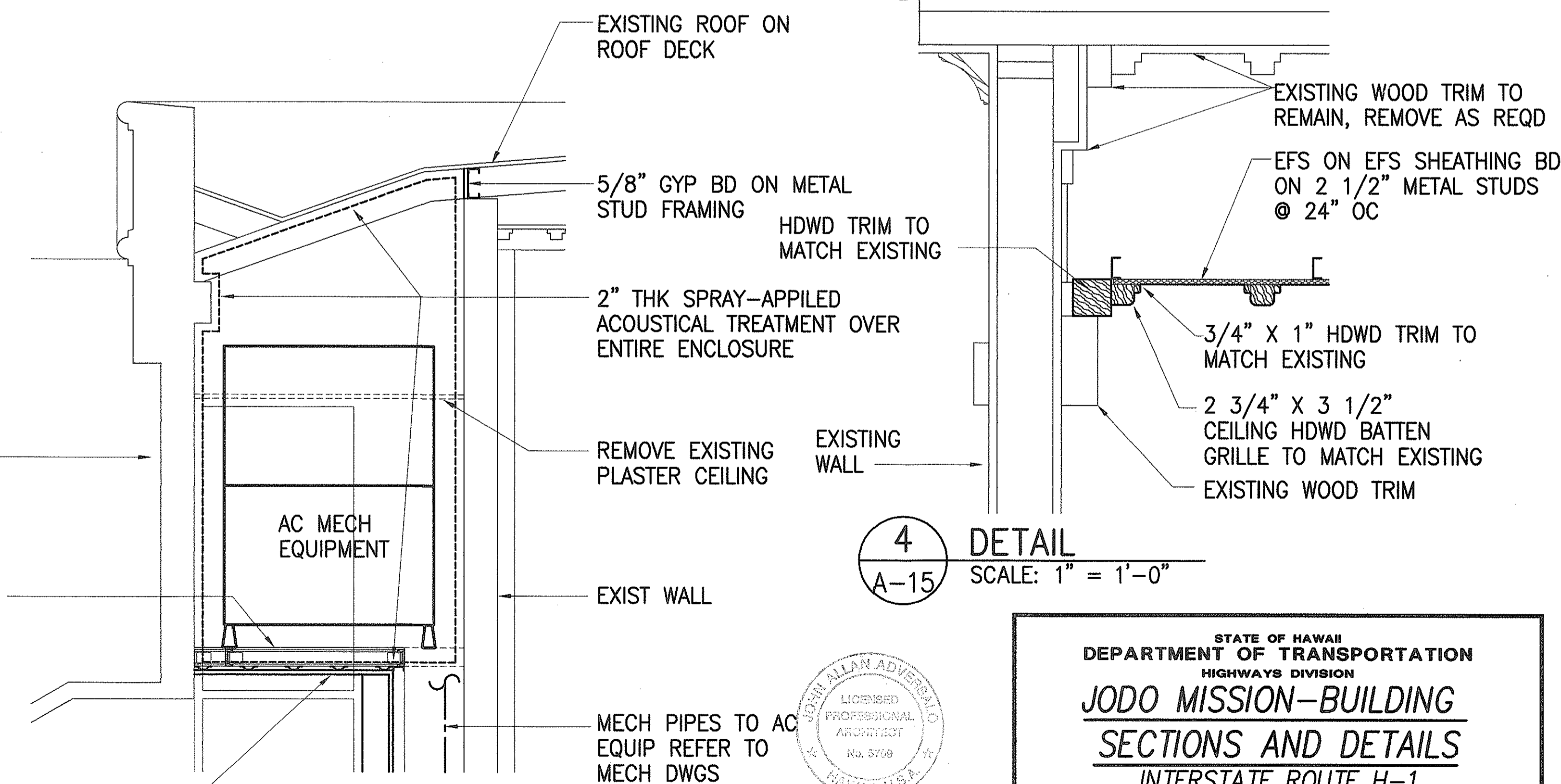
FED. ROAD DIST. NO.	STATE	PROJ. NO.	FISCAL YEAR	SHEET NO.	TOTAL SHEETS
HAWAII	HAW.	H11-01-99	2000	16	40



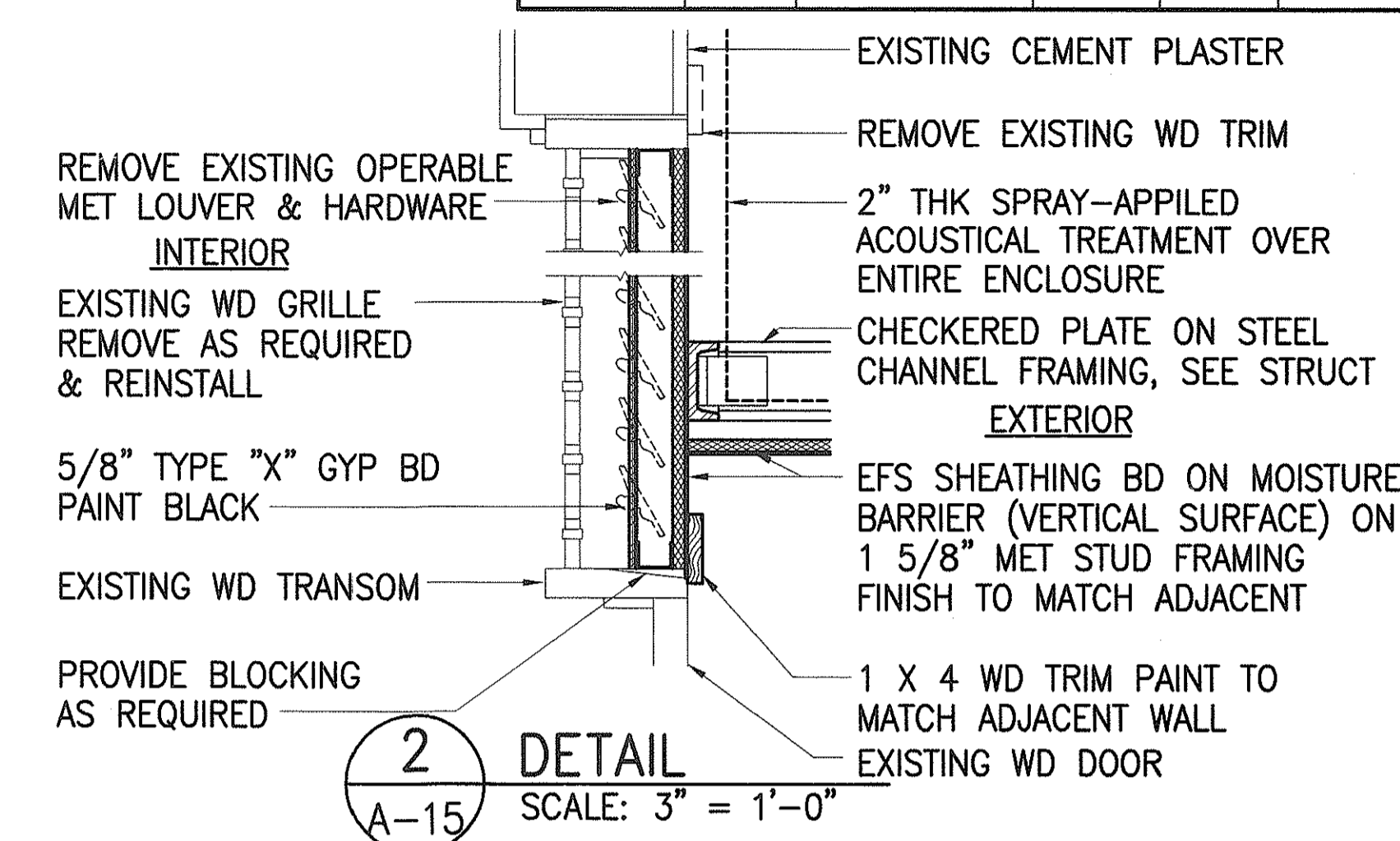
**A LONGITUDINAL SECTIONS**  
A-15 SCALE: 1/8" = 1'-0"



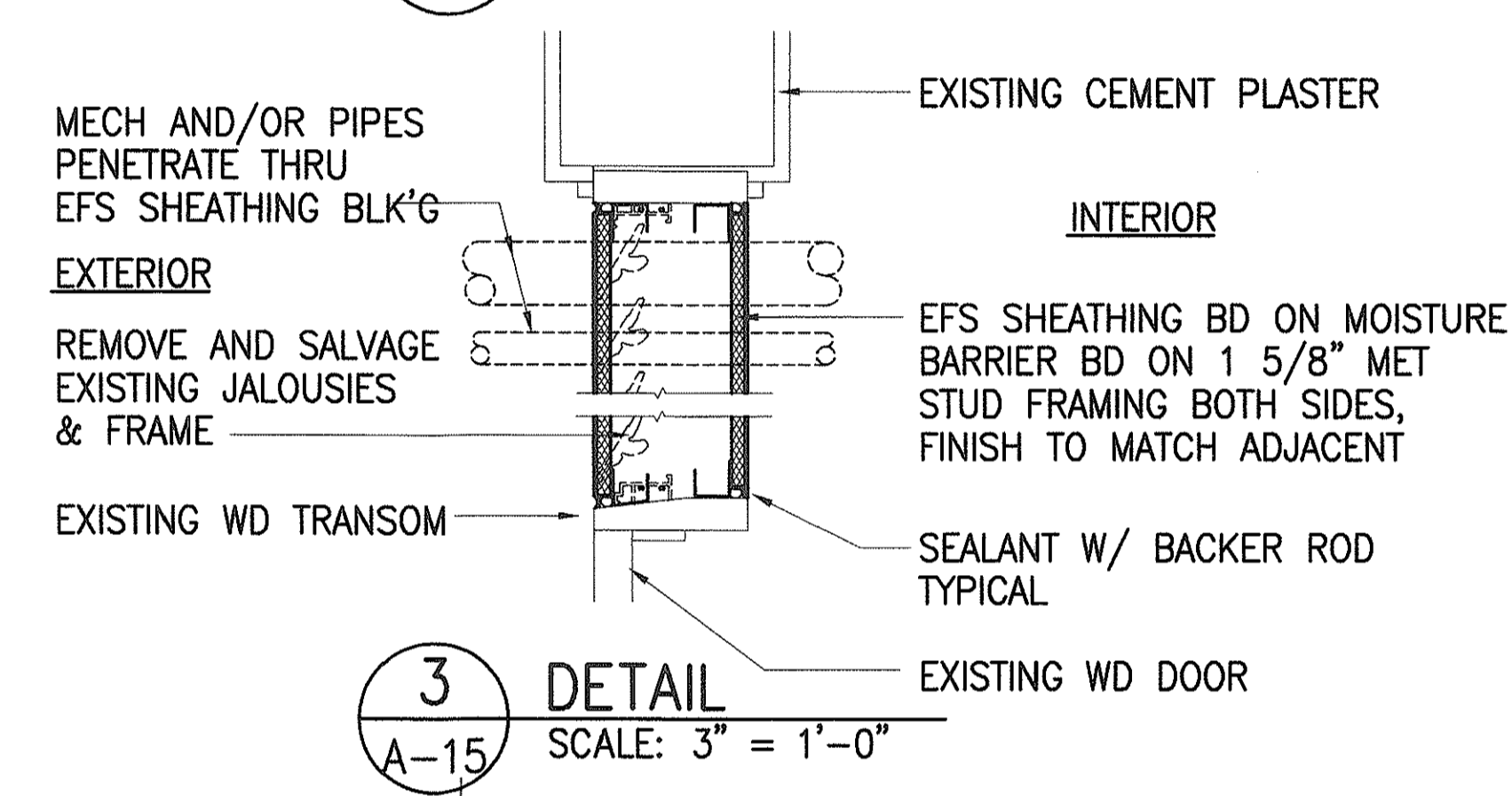
**B CROSS SECTIONS**  
A-15 SCALE: 1/8" = 1'-0"



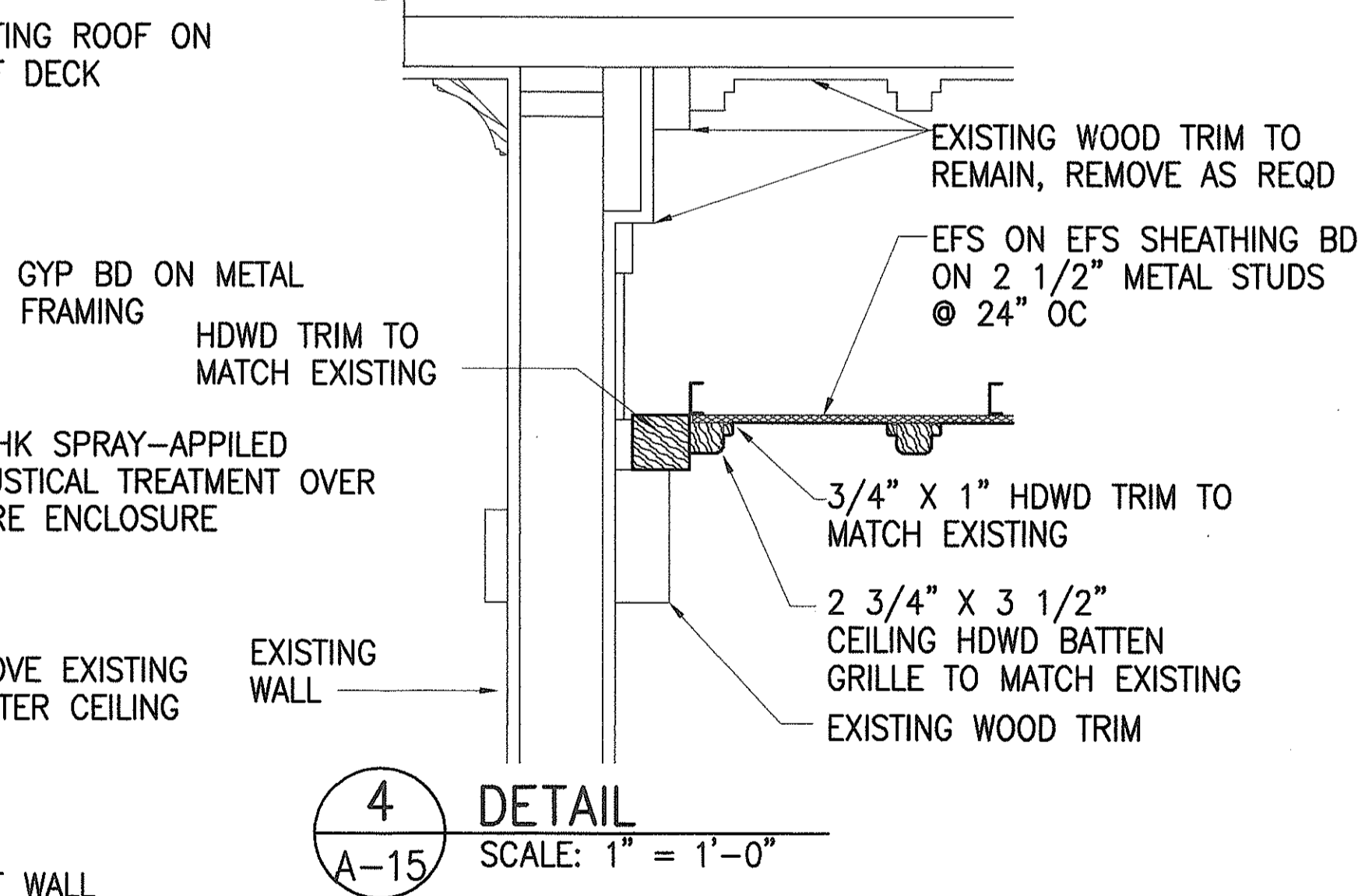
**1 ENLARGED PARTIAL SECTION**  
A-15 SCALE: 1/4" = 1'-0"



**2 DETAIL**  
A-15 SCALE: 3" = 1'-0"



**3 DETAIL**  
A-15 SCALE: 3" = 1'-0"



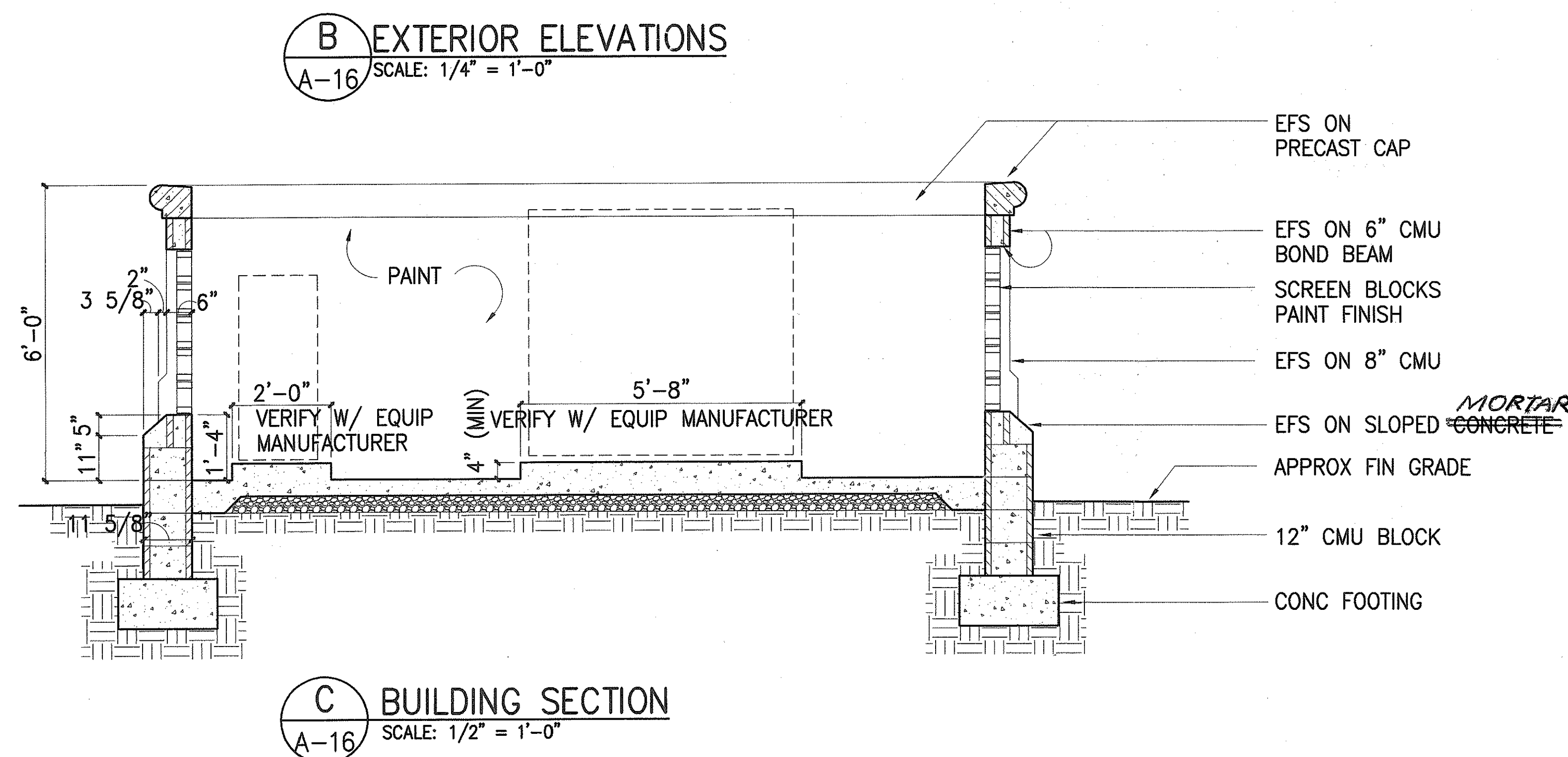
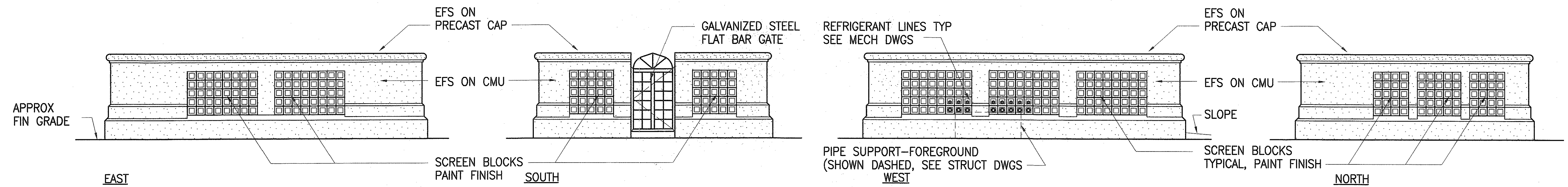
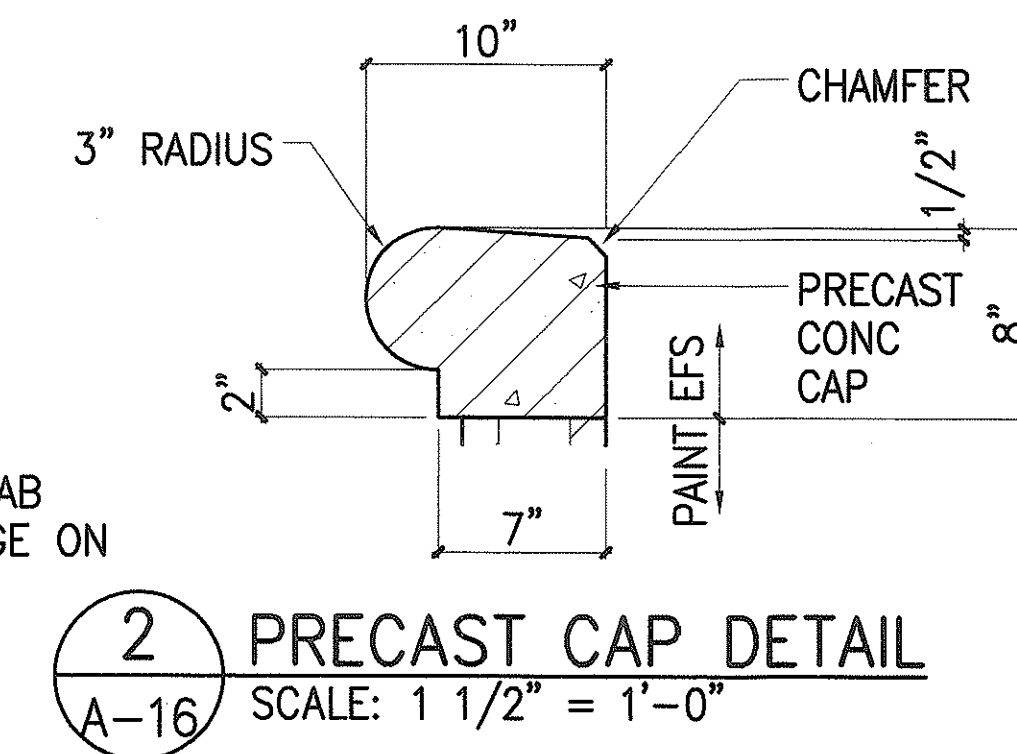
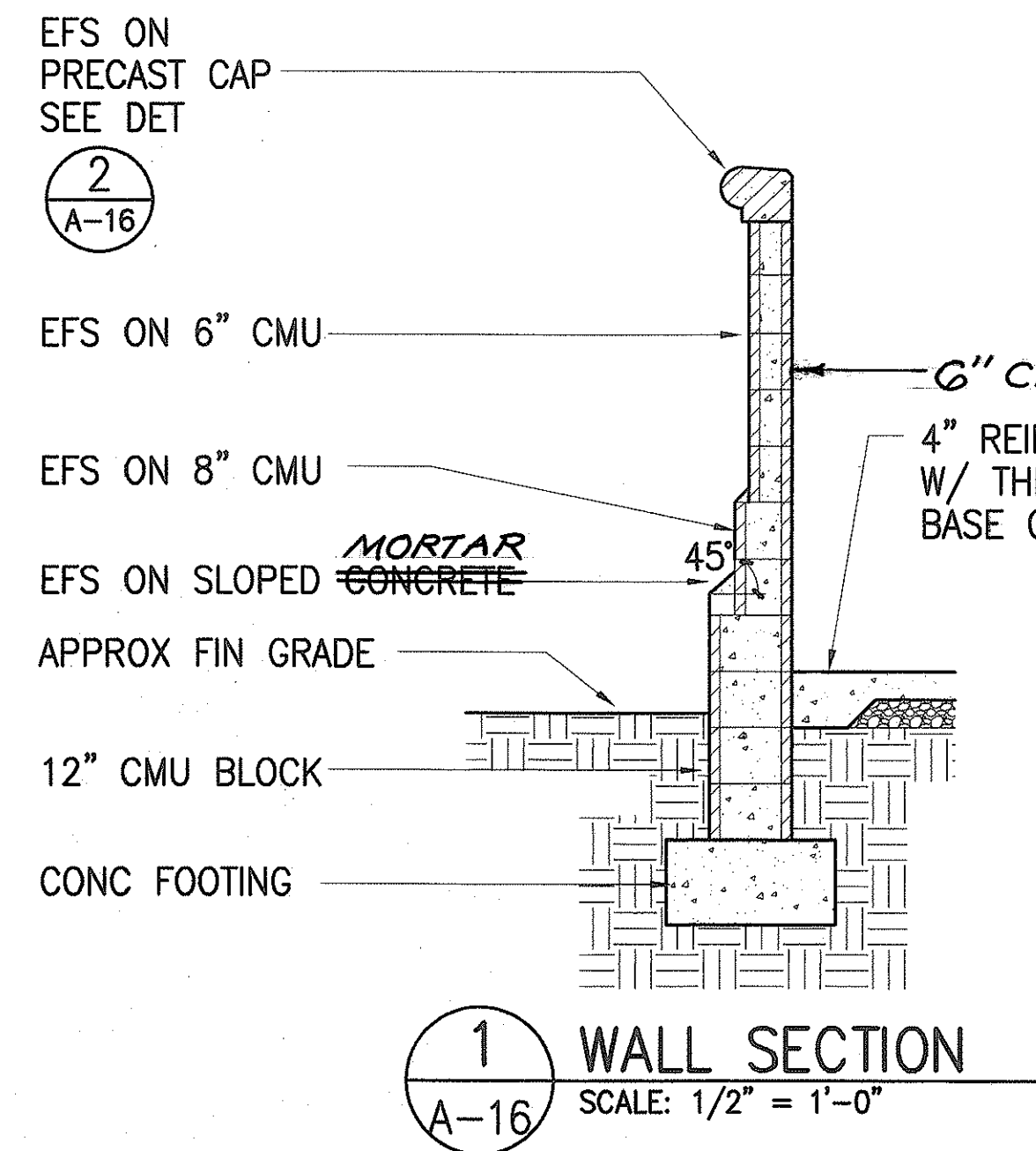
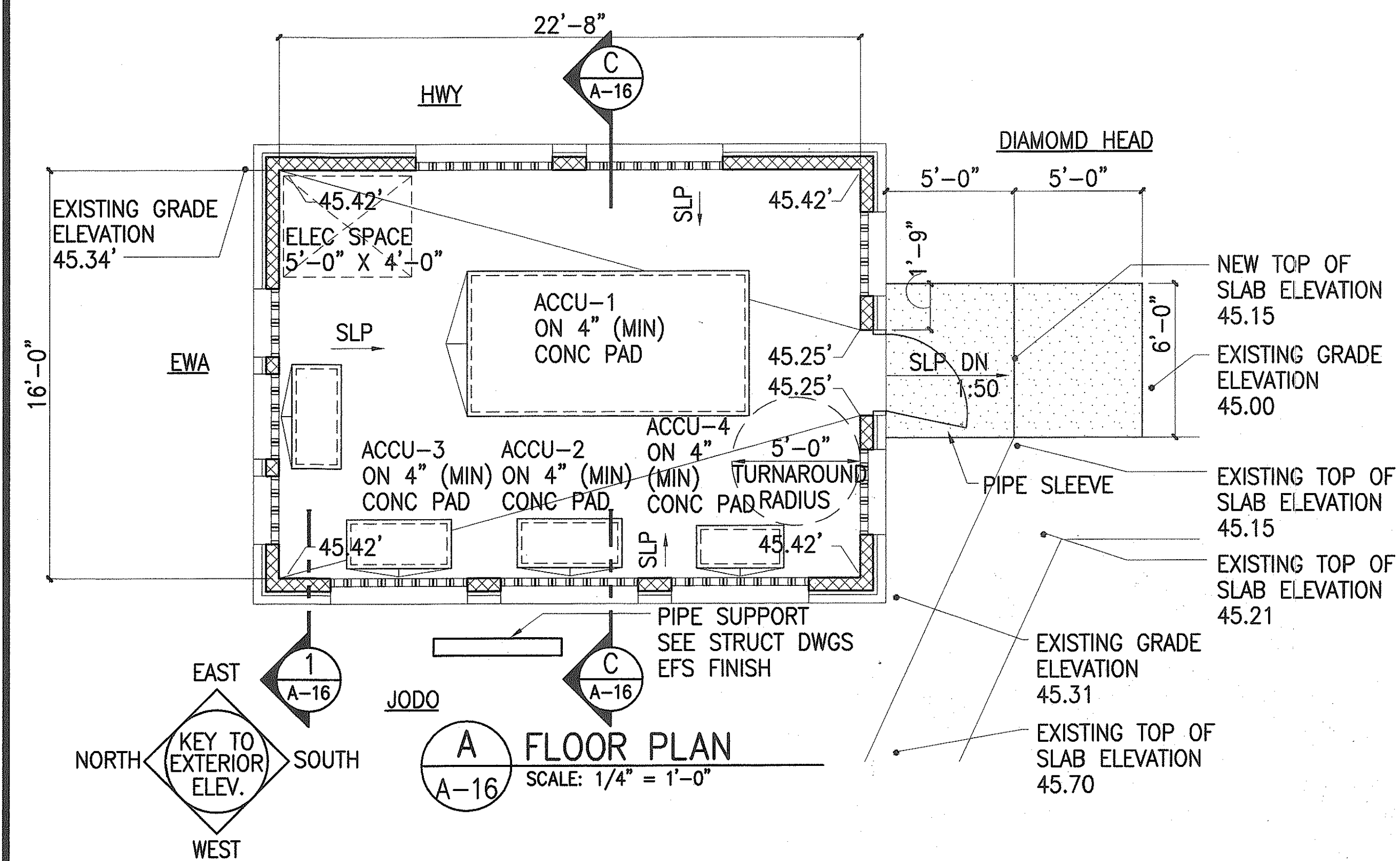
**4 DETAIL**  
A-15 SCALE: 1" = 1'-0"

DATE	_____
SURVEY PLANNED BY	_____
DRAWN BY	_____
DESIGNED BY	_____
QUANTITIES BY	_____
CHECKED BY	_____
ORIGINAL PLAN	_____
NOTE BOOK	_____
No.	_____

THIS WORK WAS PREPARED BY ME OR UNDER MY SUPERVISION  
J. O. JODO  
LICENSED PROFESSIONAL ARCHITECT  
No. 5769  
HAWAII, U.S.A.


STATE OF HAWAII  
DEPARTMENT OF TRANSPORTATION  
HIGHWAYS DIVISION  
**JODO MISSION-BUILDING**  
**SECTIONS AND DETAILS**  
INTERSTATE ROUTE H-1  
PUNAHOU ST. OFF-RAMP NOISE ABATEMENT  
PROJECT NO. H11-01-99  
Scale: SCALE AS NOTED Date: 12/1/99  
SHEET No. A-15 OF 18 SHEETS

FED. ROAD DIST. NO.	STATE	PROJ. NO.	FISCAL YEAR	SHEET NO.	TOTAL SHEETS
HAWAII	HAW.	H11-01-99	2000	17	40



**NOTES:**

1. PAINT & EFS SHALL MATCH EXISTING BUILDING EXTERIOR COLOR.
2. PAINT GATE LIGHT BLUE/GRAY TO MATCH EXISTING EXTERIOR WINDOW FRAME.
3. CONCRETE SLAB SHALL BE POURED PRIOR TO EQUIPMENT PADS TO INSURE CORRECT DRAINAGE.
4. CONCRETE STRENGTHS FOR FOOTING AND SLAB SHALL BE 3,000 PSI.



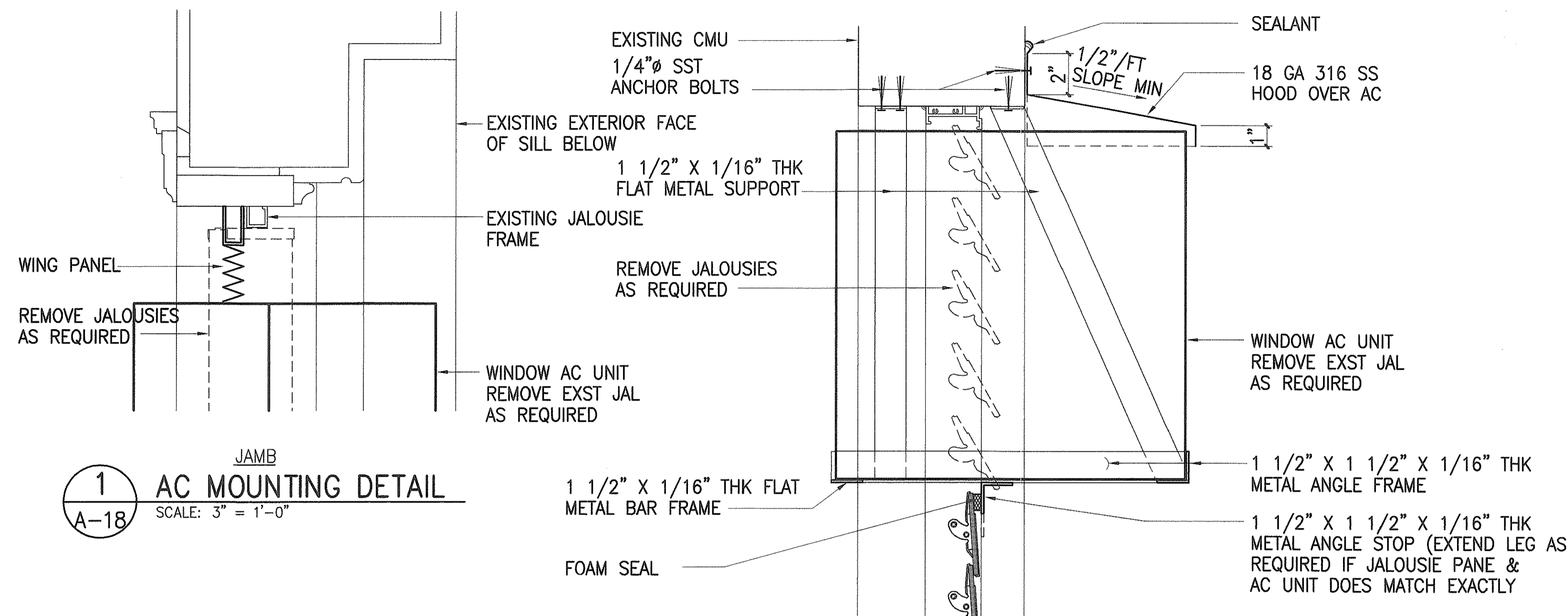
THIS WORK WAS PREPARED BY ME OR UNDER MY SUPERVISION  
 Norman Allan Adger  
 12/1/99

STATE OF HAWAII  
 DEPARTMENT OF TRANSPORTATION  
 HIGHWAYS DIVISION  
**JODO MISSION- EQUIPMENT ENCLOSURE**  
 INTERSTATE ROUTE H-1  
 PUNAHOU ST. OFF-RAMP NOISE ABATEMENT  
 PROJECT NO. H11-01-99  
 Scale: SCALE AS NOTED Date: 12/1/99  
 SHEET No. A-16 OF 18 SHEETS

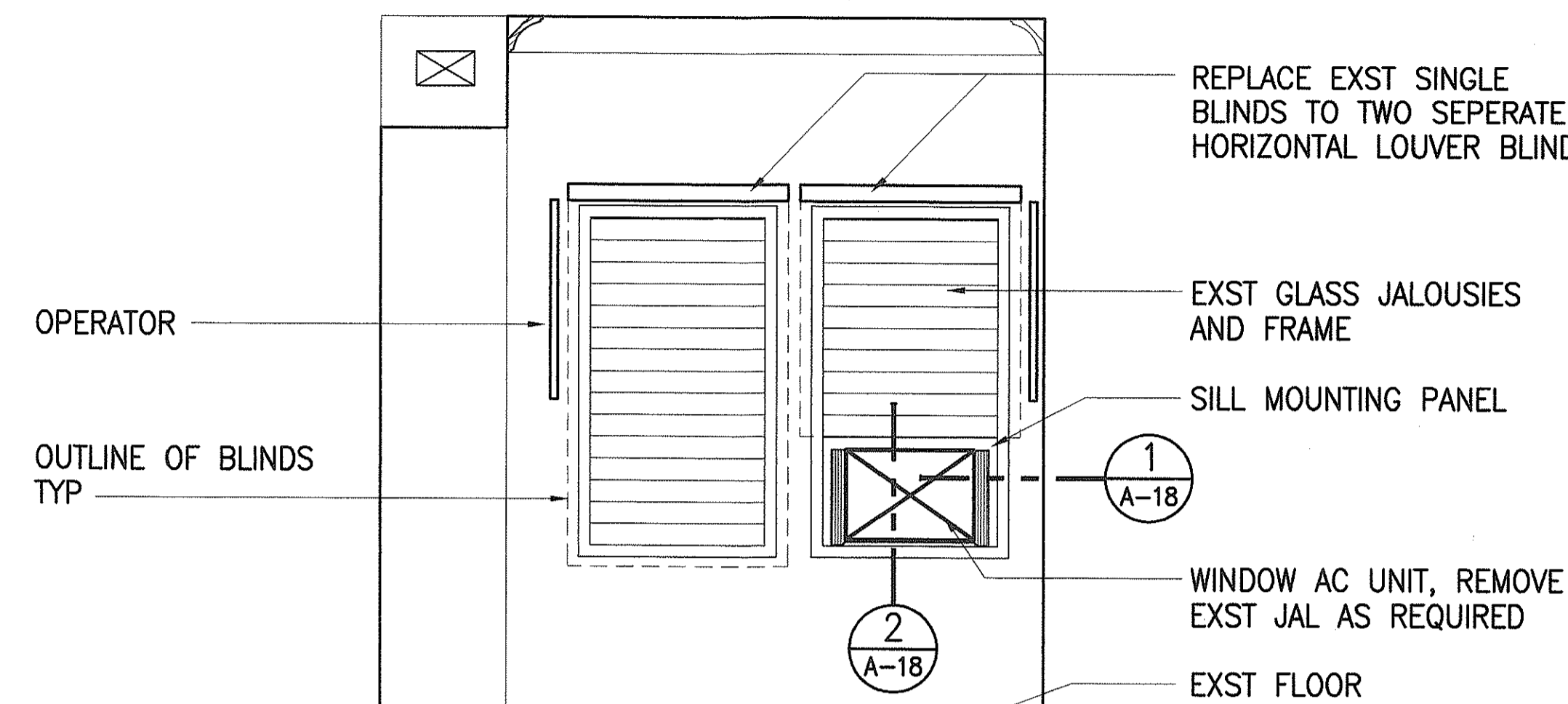
"AS-BUILT"



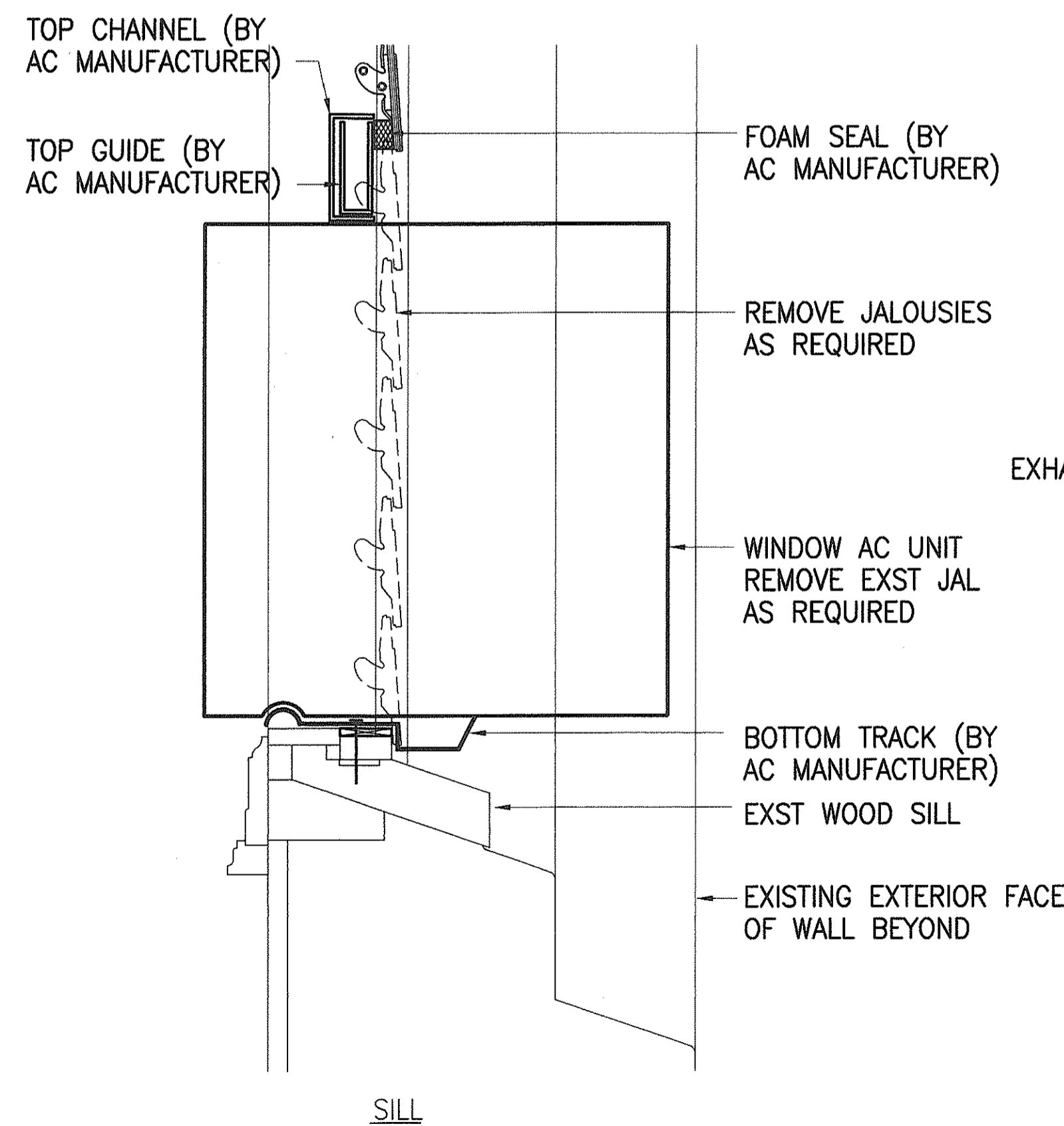
FED. ROAD DIST. NO.	STATE	PROJ. NO.	FISCAL YEAR	SHEET NO.	TOTAL SHEETS
HAWAII	HAW.	H11-01-99	2000	19	40



**1 AC MOUNTING DETAIL**  
SCALE: 3" = 1'-0"

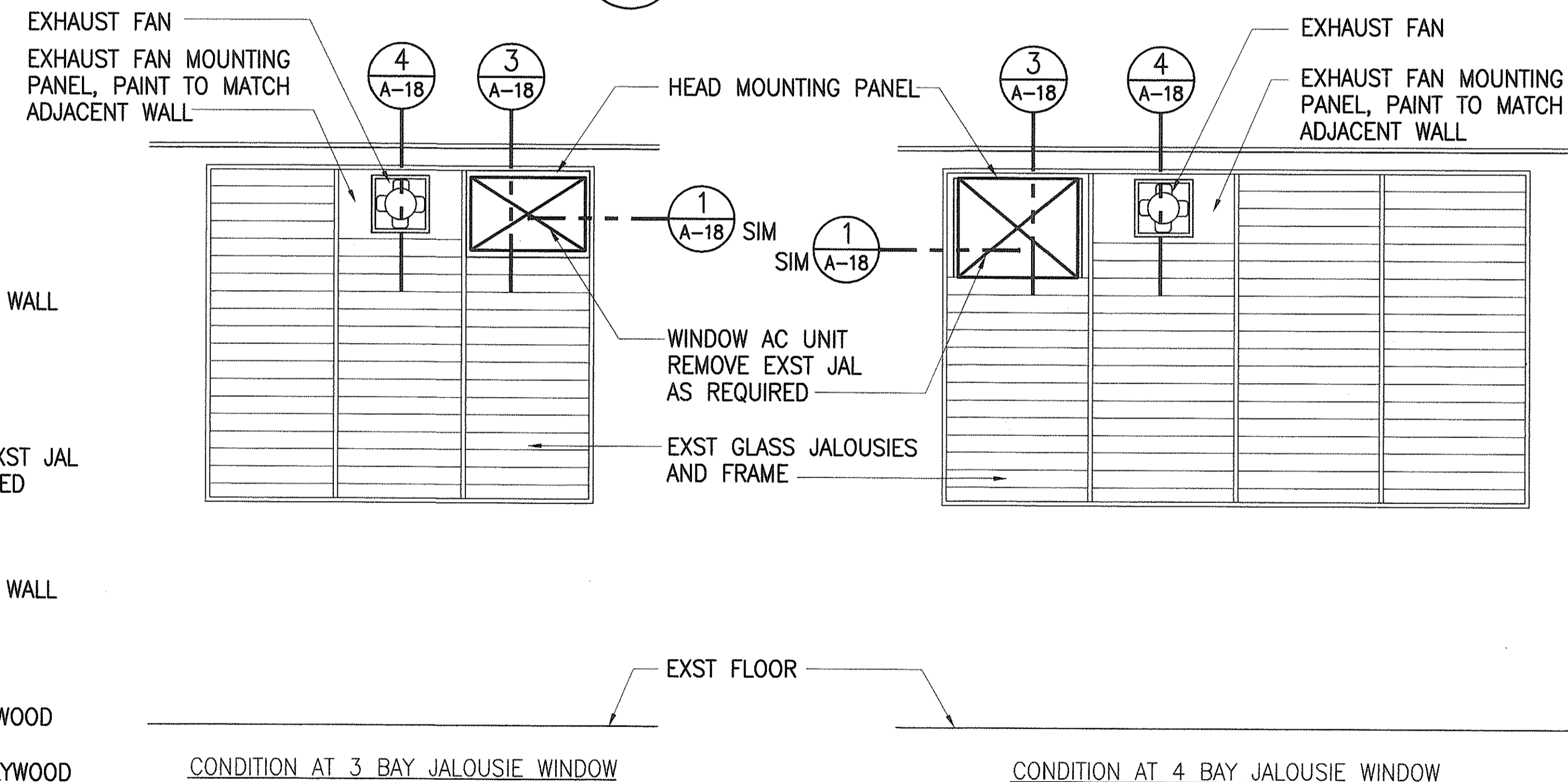


**A OFFICE - TYPICAL DETAILED INTERIOR ELEVATION**  
SCALE: 1/2" = 1'-0"

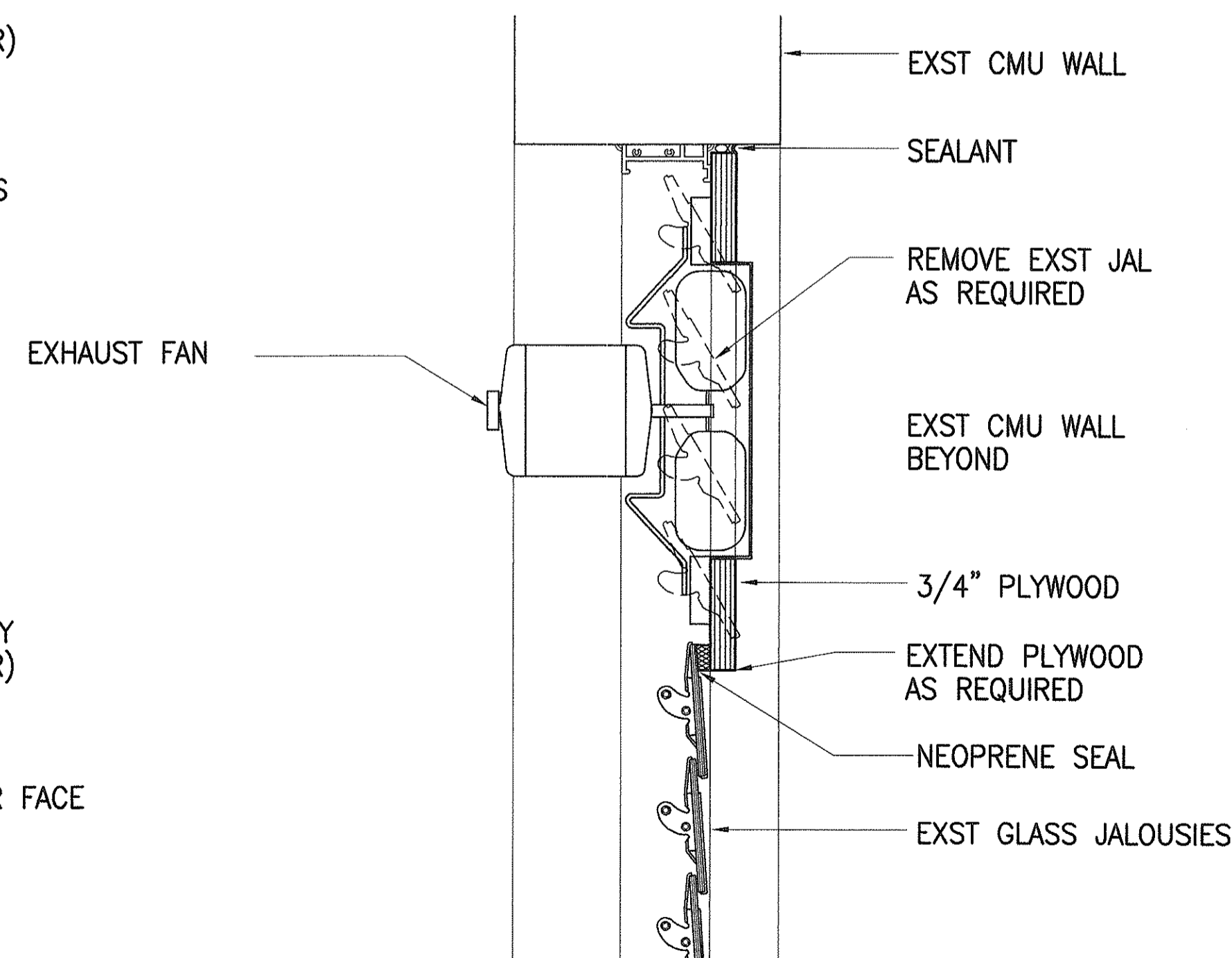


**2 AC MOUNTING DETAIL**  
SCALE: 3" = 1'-0"

**3 AC MOUNTING DETAIL**  
SCALE: 3" = 1'-0"




**B ASSEMBLY AREA - DETAILED INTERIOR ELEVATION**  
SCALE: 1/2" = 1'-0"



**4 EXHAUST FAN MOUNTING DETAIL**  
SCALE: 3" = 1'-0"

SURVEY PLOTTED BY	DATE
DRAWN BY	
TRACED BY	
DESIGNED BY	
CHECKED BY	
ORIGINAL PLAN	
NOTE BOOK	
No.	



THIS WORK WAS PREPARED BY ME OR UNDER MY SUPERVISION  
*John Allan Advertiser* 10/9/99  
STATE OF HAWAII - REGISTERED PROFESSIONAL ARCHITECT  
OFFICE: 1000 KALANOAU AVENUE, SUITE 200, HONOLULU, HI 96813

STATE OF HAWAII  
DEPARTMENT OF TRANSPORTATION  
HIGHWAYS DIVISION  
**JODO MISSION**  
**AC WINDOW UNITS DETAIL**  
INTERSTATE ROUTE H-1  
PUNAHOU ST. OFF-RAMP NOISE ABATEMENT  
PROJECT NO. H11-01-99  
Scale: **AS NOTED** Date: **12/1/99**  
SHEET No. A-18 OF 18 SHEETS