FED. ROAD DIST. No.	STATE	FED. AID PROJ. No.	FISCAL YEAR	SHEET No.	TOTAL SHEETS
HAWAII	HAW.	IR-H1-1 (212)	1992	16	29

NOTES:

1. ALL STEEL SHAFTS, PLATES, MAST ARMS, BOLTS, SCREWS, NUTS AND WASHERS TO BE GALV. AFTER FABRICATION OR MODIFICATION.
2. 4"x6 1/2" HANDHOLE REINFORCED W/ #3 GA. RING 1 1/2" WIDE WELDED TO OUTSIDE OF POLE COVER OF 10 GA. PLATE LOCATE 90 DEGREES OF MAST ARM UNLESS SHOWN OTHERWISE.
3. ROUND TAPERED STEEL TUBE W/ MAX. TAPER OF 0.15"/FOOT.
4. NO. 11 GAGE SHEET STEEL OF WELDABLE GRADE ACCEPTABLE IF STEEL AFTER FABRICATION HAS A MIN. YIELD STRENGTH OF 40,000 PSI.

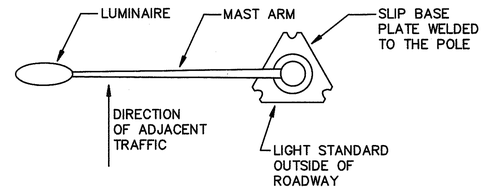

△1 D/E-10 **DETAIL:** ORIENTATION OF SLIP-BASE WITH RESPECT TO MAST ARM
NOT TO SCALE

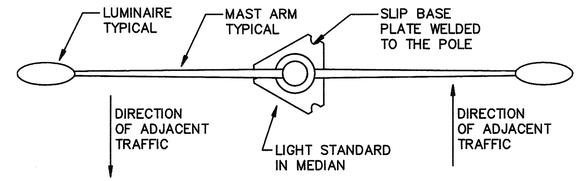

△1 E/E-10 **DETAIL:** ORIENTATION OF SLIP-BASE WITH RESPECT TO MAST ARM
NOT TO SCALE

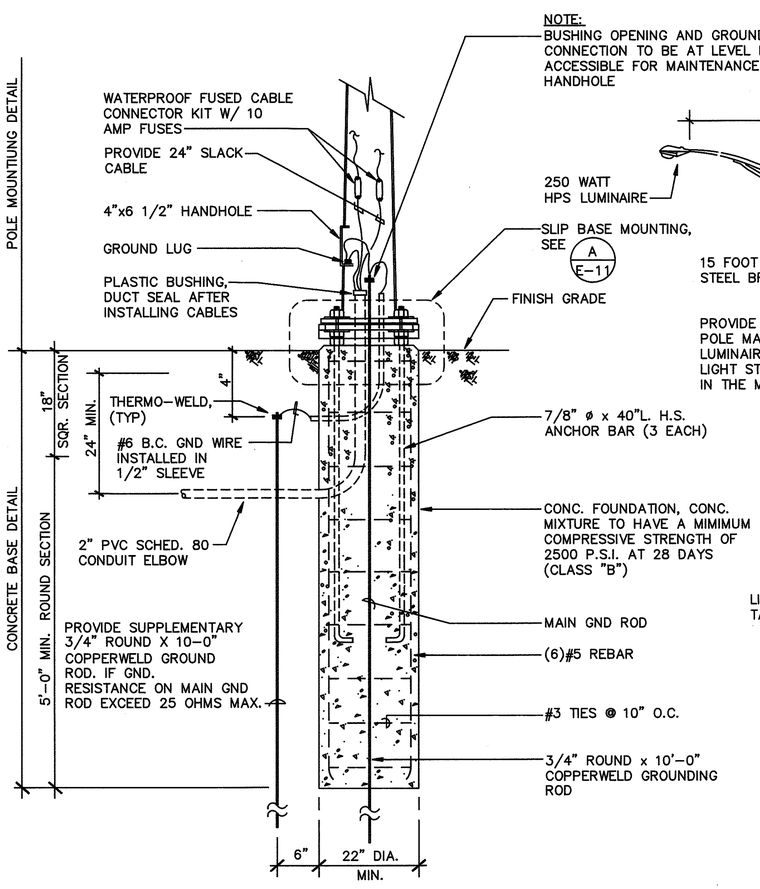

B/E-10 CONCRETE BASE AND POLE MOUNTING DETAIL SLIP BASE (TYPE "B")
NOT TO SCALE

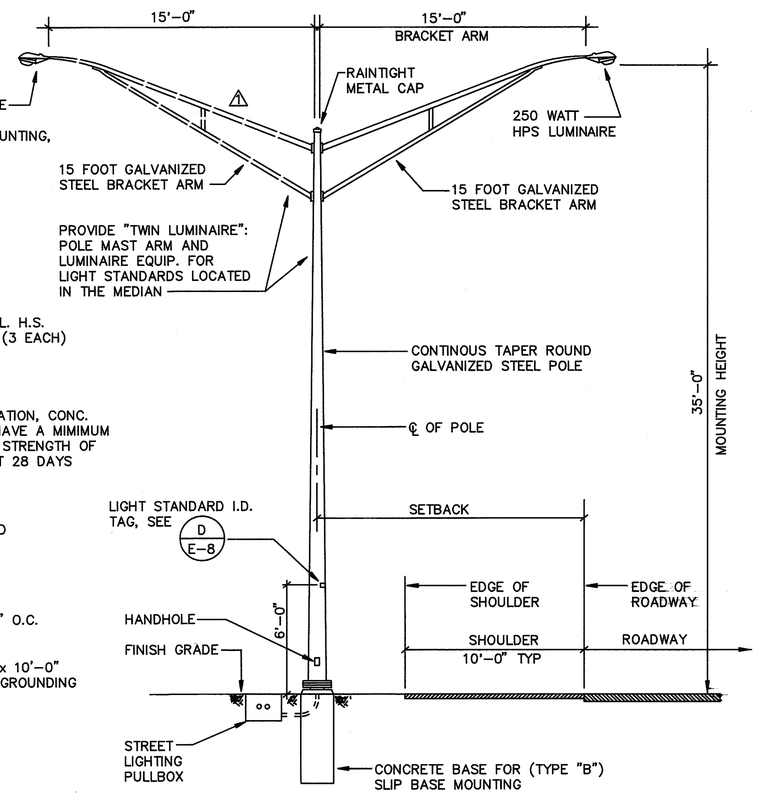

C/E-10 TYPICAL LIGHT STANDARD INSTALLATION SLIP BASE (TYPE "B")
NOT TO SCALE

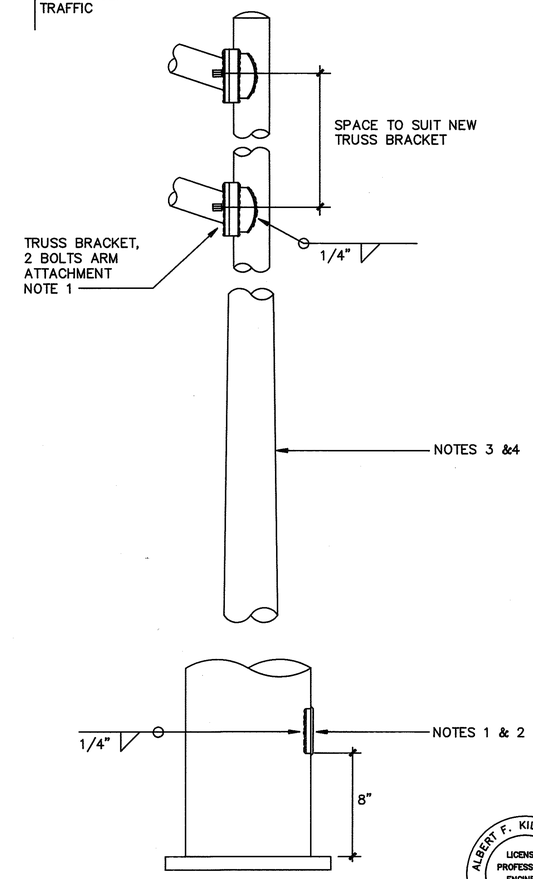

A/E-10 TYPICAL LIGHT POLE
NOT TO SCALE

ALBERT F. KILBURG, JR. LICENSED PROFESSIONAL ENGINEER No. 3183-E HAWAII, U.S.A.
THIS WORK WAS PREPARED BY ME OR UNDER MY SUPERVISION

E-10

DVM JOB NO.: 89104.
CAD FILE NO.: 89104E10-A1

DATE	REVISION
7/6/92	△1 REVISE LIGHT STANDARD DETAIL FOR "TWIN LUMINAIRE" INSTALLATION

STATE OF HAWAII
DEPARTMENT OF TRANSPORTATION
HIGHWAYS DIVISION

LIGHT STANDARD DETAILS
SLIP BASE (TYPE "B")

INTERSTATE ROUTE H-1
KUNIA I.C. TO WAIAWA I.C.
PROJECT No. IR-H1-1(212)

SCALE: AS NOTED

SHEET No. 6 OF 14 SHEETS

ADD. 16