| FED. ROAD DIST. NO. | STATE | FED. AID PROJ. NO. | FISCAL YEAR | SHEET NO. | TOTAL SHEETS |
|---|---|---|---|---|---|
| HAWAII | HAW. | I-HI-1(174)16 | 1982 | 7 | 70 |

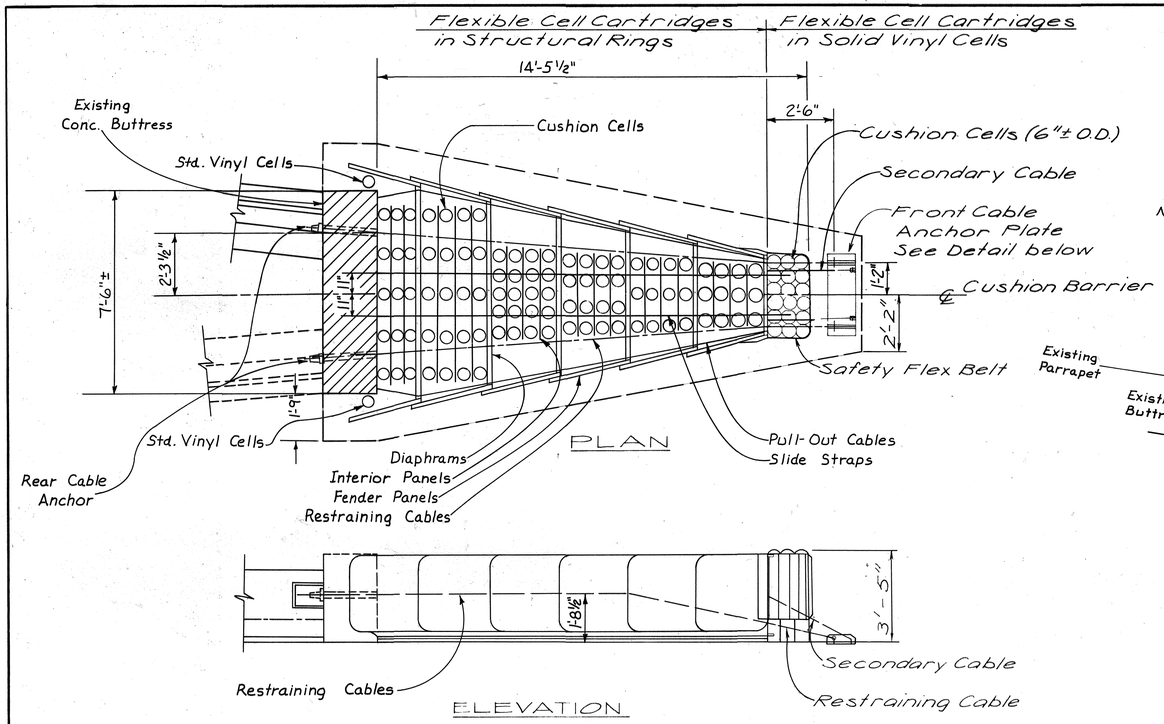


CUSHION BARRIER LAYOUT
SCALE: 3/8" = 1'-0"

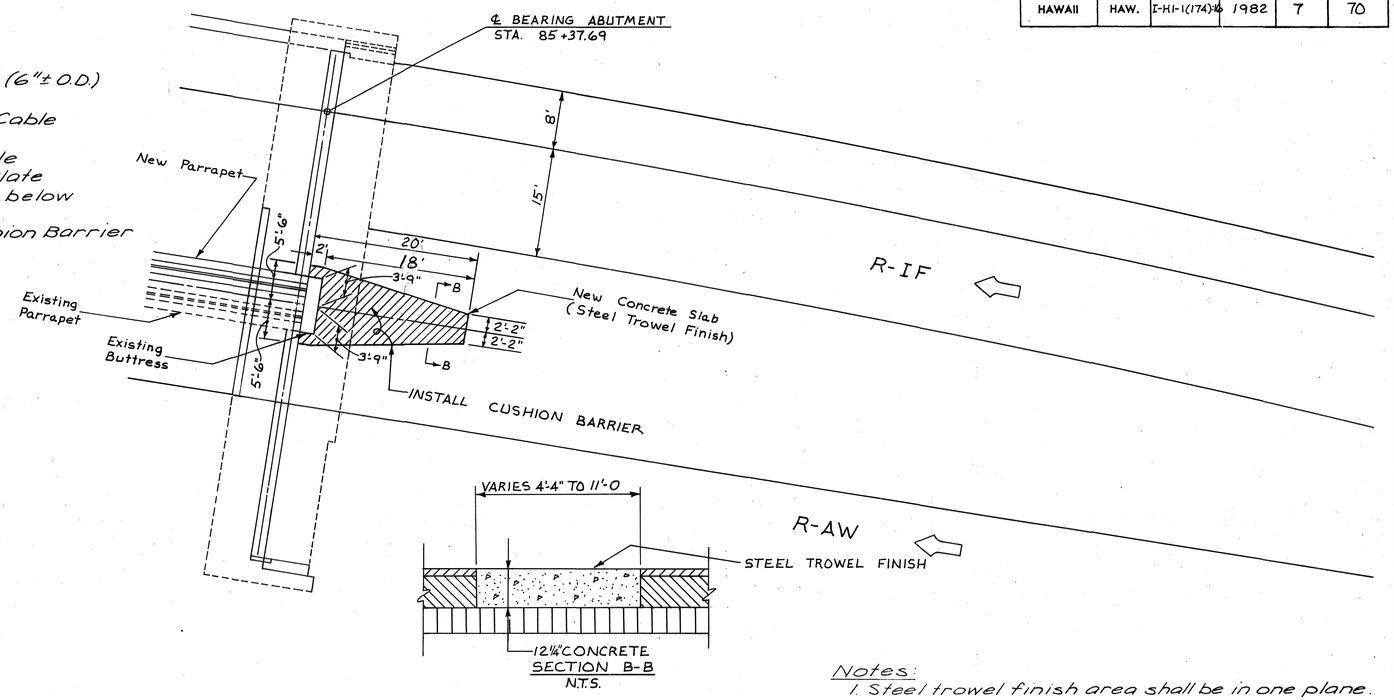


LOCATION PLAN
SCALE: 1" = 10'

Notes:
1. Steel trowel finish area shall be in one plane.
2. The contractor shall verify all dimensions.
3. Front cable anchorage mounting straps & conc. anchor bolts shall be incidental to cushion barrier and not be paid for separately.
4. All structural steel shall be galvanized after fabrication

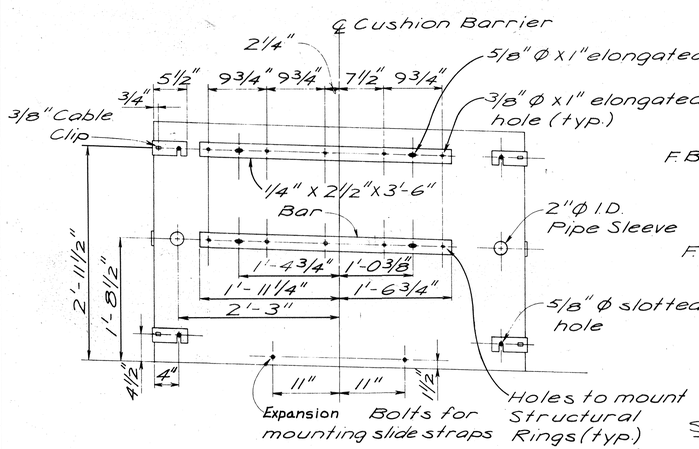


Note: Denotes 1/2" ⌀ x 4" concrete expansion bolts for mounting and slide straps.

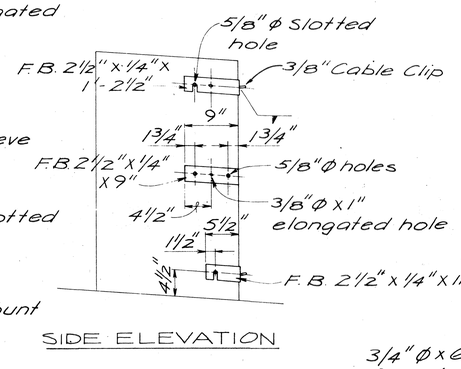


CONC. BUTTRESS FOR CUSHION BARRIER DETAIL
SCALE: 1" = 1'-0"

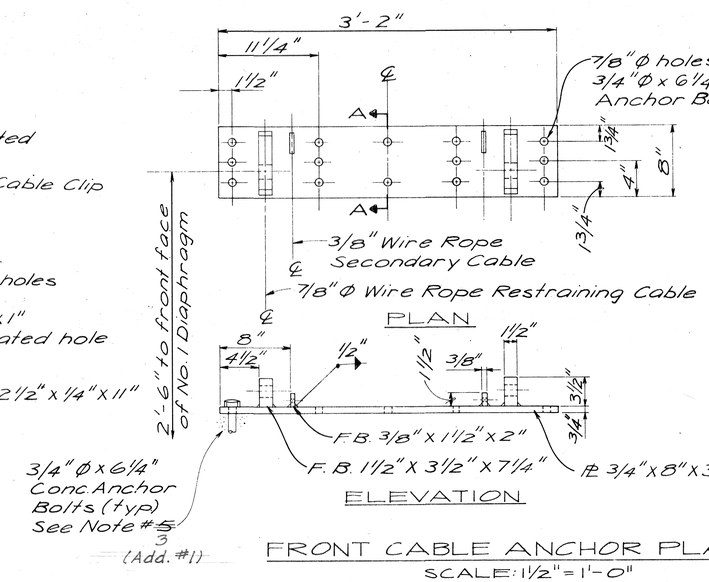


FRONT CABLE ANCHOR PLATE
SCALE: 1 1/2" = 1'-0"

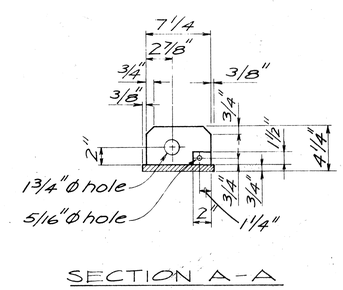


HARLAND C. JACOBSON REGISTERED PROFESSIONAL ENGINEER No. 1982 HAWAII, U.S.A.

THIS WORK WAS PREPARED BY ME OR UNDER MY SUPERVISION.
Signature

STATE OF HAWAII
DEPARTMENT OF TRANSPORTATION
HIGHWAYS DIVISION

CUSHION BARRIER
R-IW/R-IF NOSE

AIRPORT INTERCHANGE
F.A.I. PROJ. NO. I-HI-1(174):16

SCALE: AS SHOWN DATE: SEPT. 1982

SHEET No. 7 OF 7 SHEETS

7