FED. ROAD DIST. NO.	STATE	FED. AID PROJ. NO.	FISCAL YEAR	SHEET NO.	TOTAL SHEETS
HAWAII	HAW.	I-HI-I(151):9	1977	3	7

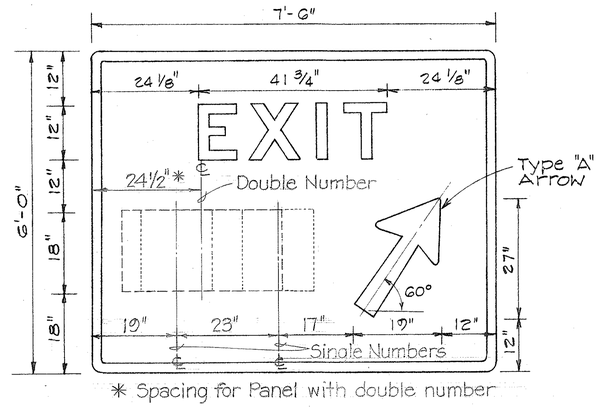

* Spacing for Panel with double number

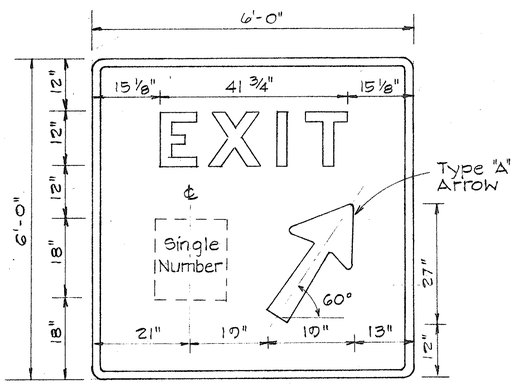

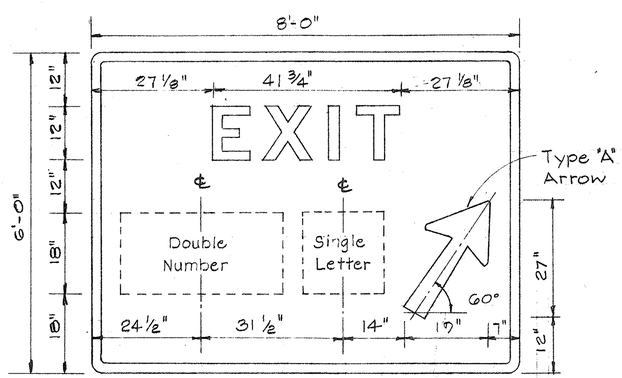

GORE EXIT SIGNS

Scale: 3/4" = 1'-0"

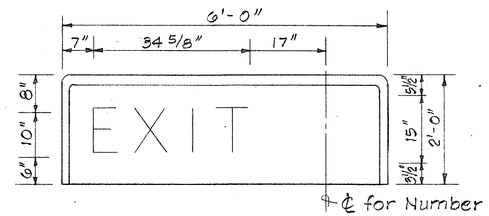

Single Number

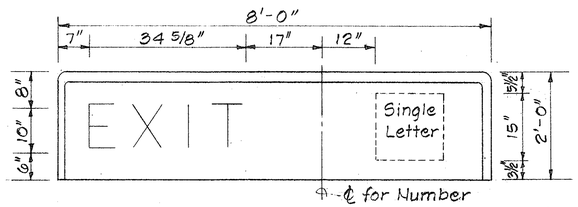

Single Number w/ Single Letter

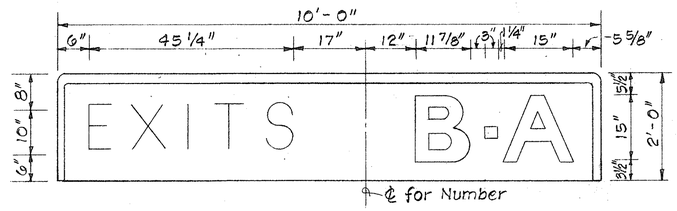

Single Number w/ Double Letter

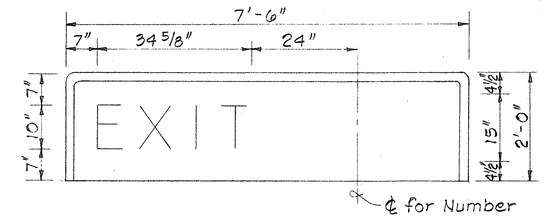

Double Number
Use 15" Numbers

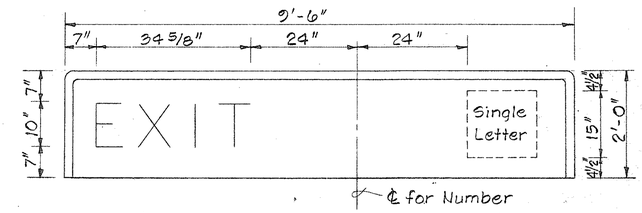

Double Number
w/ Single Letter
Use 15" Numbers
and Letters

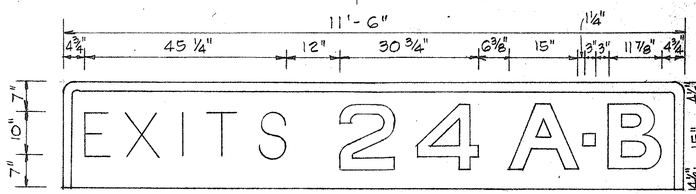

Double Numbers
w/Double letters
use 15" Numbers
and letters

EXIT NUMBER PANELS

Scale: 3/4" = 1'-0"

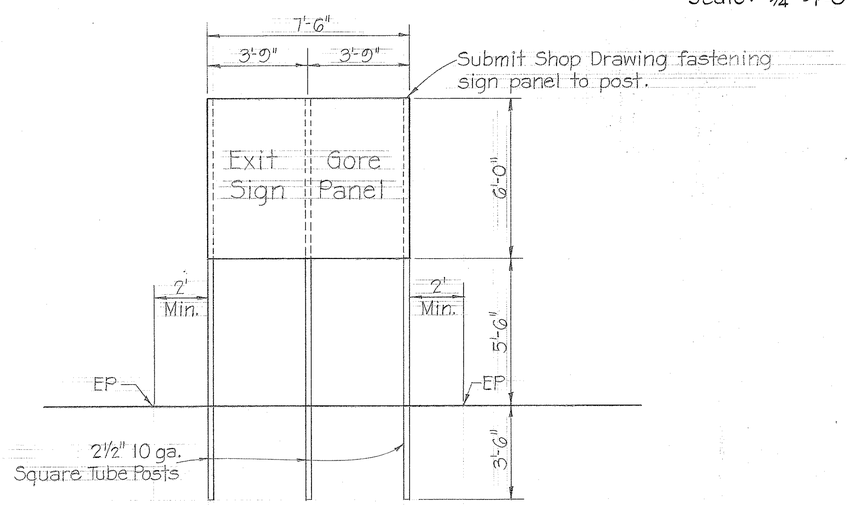

EXIT GORE SIGN INSTALLATION

Scale: 3/8" = 1'-0"

1. Design of Exit Number Panels shall conform to plans and specifications for either the Expressway or Destination sign to which the Exit Number Panel will be attached.
2. Sign message shall be lettered in uppercase according to Standard Alphabets for Highway Signs, FHWA, 1966. Use Series "E letters unless otherwise noted.
3. Arrows, borders, and route markers shall conform with details as shown on plans.
4. Contractor shall submit for approval, shop drawings for the attachment of Exit Number Panels to sign panels.
5. Gore Exit Signs shall be reflectorized with reflective sheeting.
6. Alternate Gore Exit Panels using Sheet Aluminum will be allowed subject to approval of shop drawings submitted.

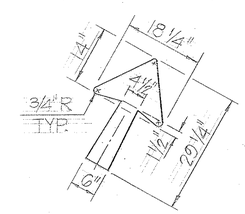

TYPE "A" ARROW DETAIL

N.T.S.

STATE OF HAWAII
DEPARTMENT OF TRANSPORTATION
HIGHWAYS DIVISION

SIGN PANEL LAYOUT

INTERSTATE ROUTE H1 SAFETY IMPROVEMENT
WAIAWA INTERCHANGE TO HALAWA INTERCHANGE
SKID TREATMENT
F.A.I. PROJ. NO. I-HI-I(15):9

Scale: As Shown Date:

SHEET No. 1 OF 1 SHEETS

ORIGINAL PLAN	SURVEY PLOTTED BY	DATE
	DRAWN BY	"
	TRACED BY	"
NOTE BOOK	DESIGNED BY	"
	QUANTITIES BY	"
No.	CHECKED BY	"

1475-1122 C-5-3

33