FED. ROAD DIST. NO.	STATE	FED. AID PROJ. NO.	FISCAL YEAR	SHEET NO.	TOTAL SHEETS
HAWAII	HAW.	NH-H1-1(275)	2021	ADD. 29	65

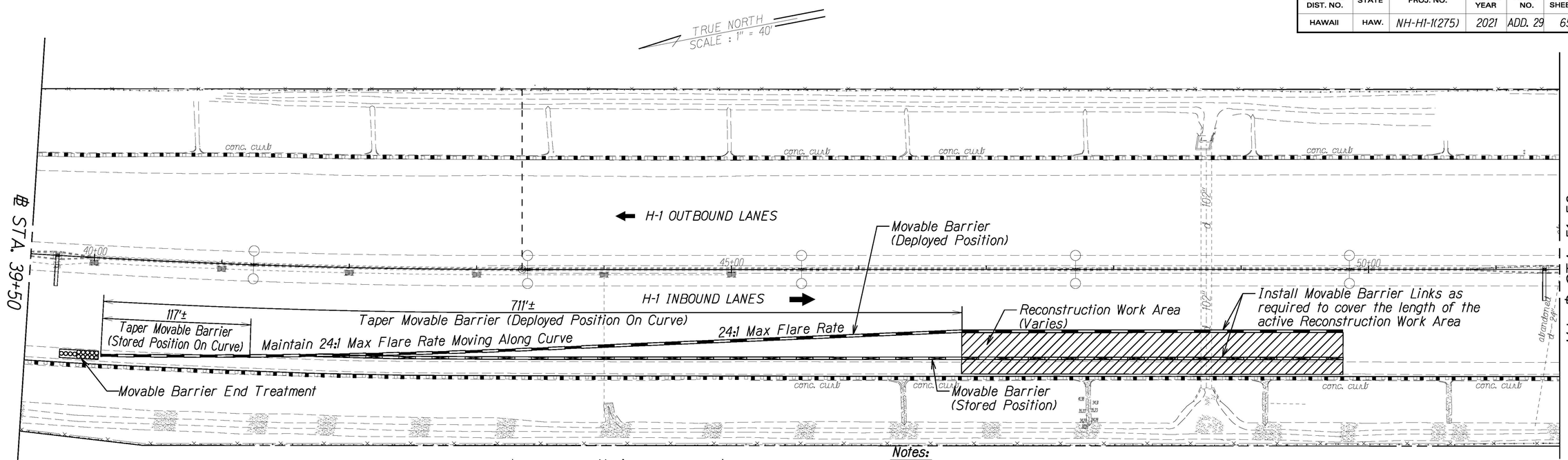

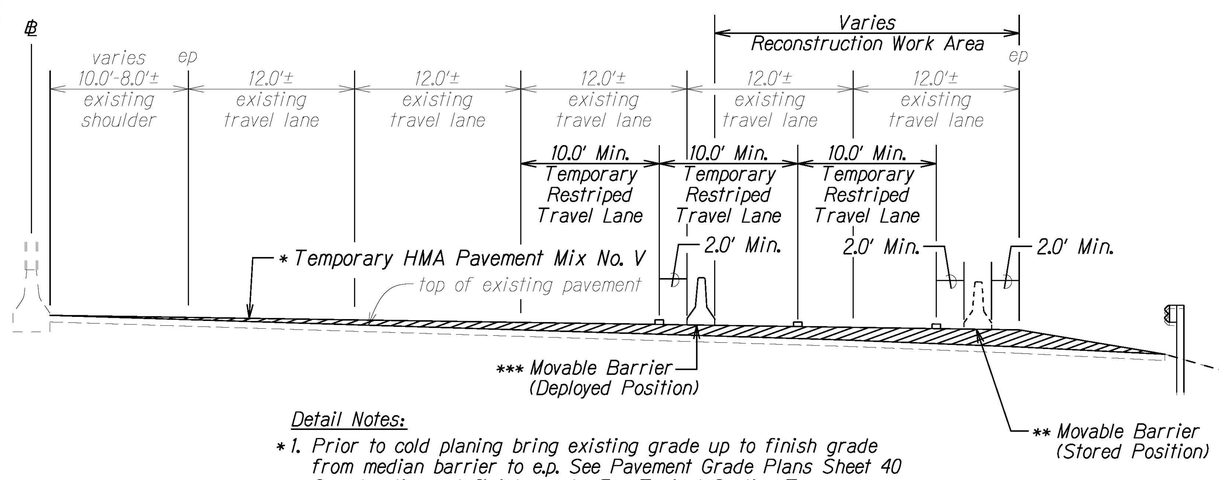

Detail Notes:

* 1. Prior to cold planing bring existing grade up to finish grade from median barrier to e.p. See Pavement Grade Plans Sheet 40 for elevations at finish grade. For Typical Section Temporary Prior To Cold Planing, see Typical Section Sheet 18.

** 2. Movable Barrier at Stored Position shall be placed at the ep at the same cross slope as the travel lane as shown.

1 *** 3. Movable Barrier shall be installed once temporary HMA Pavement Mix No. V is placed to finish grade. Deploy movable barrier to shield active Reconstruction Work Area. Movable Barrier shall be moved to stored position during periods of time when lane closure is not allowed. Do not remove Movable Barrier from site until the new MGS guardrails within the Reconstruction Work Area are completed in place.

1 MOVABLE BARRIER POSITION FOR GRADE WORK DETAIL (INBOUND)

Scale: N.T.S.

Notes:

1. The Location of the Movable Barrier configurations shown are for example only. The Movable Barrier shall be located and relocated as necessary to protect the active and or unfinished Reconstruction Work Area between ℄ Sta. 32+50± and ℄ Sta. 55+50±, and shall meet all requirements shown and or mentioned on this sheet.

2. Movable Barriers shall be set to the Deployed Position for the duration of reconstruction and grade work, and returned to the Stored Position prior to opening lanes to traffic. Movable Barriers shall meet the strength and safety performance criteria of NCHRP 350 Test Level 3 (TL-3). The ends of the movable barriers must be anchored or extend past the area where work is to occur in accordance with manufacturer's recommendations. installation of the movable barriers must use the same configuration used in the crash test submitted to the FHWA to obtain an Eligibility Letter by FHWA.

3. Movable Barrier End Treatment (Inertial Barrier Systems, QuadGuard M10 or equivalent) shall comply with the manufacturer's recommendations/requirements and shall meet the strength and safety performance criteria of MASH TL-3. If used, Inertial Barrier Systems shall also comply with Section 621 and follow the specifications of Sheet 28.

4. Place Type II Barricade w/Lamp at spacings and positions that comply with part 6 of the MUTCD, Typical Application 5, and install steady burn amber lamps on Movable Barriers @ 20.0' o.c. Installing, maintaining and removing each steady burn amber lamp including changing of batteries and bulbs shall be considered incidental to applicable Movable Barrier Items.

5. Travel Lanes shall be temporarily restriped and adjusted to a minimum of 10 feet to accommodate Movable Barrier Installation and use. Following the completion of grade work, Travel Lanes shall be restriped to their original locations. This work shall be considered incidental to various contract items and shall not be paid for separately.

6. The Contractor shall develop a Traffic Control Plan to include all necessary Traffic Control Devices. This work shall be considered incidental to Contract Item No. 645.0100 - Traffic Control and shall not be paid for separately.

	DATE	REVISION
1	11/10/21	Movable Barrier Position For Grade Work Details were swapped between sheets 29 and 30. Revised Detail Note 3.

STATE OF HAWAII
DEPARTMENT OF TRANSPORTATION
HIGHWAYS DIVISION

TEMPORARY MOVABLE BARRIER PLAN

INTERSTATE ROUTE H-1 REHABILITATION
SALT LAKE BOULEVARD TO AIRPORT VIADUCT
FEDERAL-AID PROJECT NO. NH-H1-1(275)

Scale: 1" = 40' Date: October, 2021

SHEET No. 1 OF 2 SHEETS

ORIGINAL PLANS | SURVEY PLOTTED BY | DRAWN BY | TRACED BY | DESIGNED BY | QUANTITIES BY | CHECKED BY | DATE
NOTE BOOK No.

ADD. 29

FED. ROAD DIST. NO.	STATE	FED. AID PROJ. NO.	FISCAL YEAR	SHEET NO.	TOTAL SHEETS
HAWAII	HAW.	NH-H1-1(275)	2021	ADD. 30	65

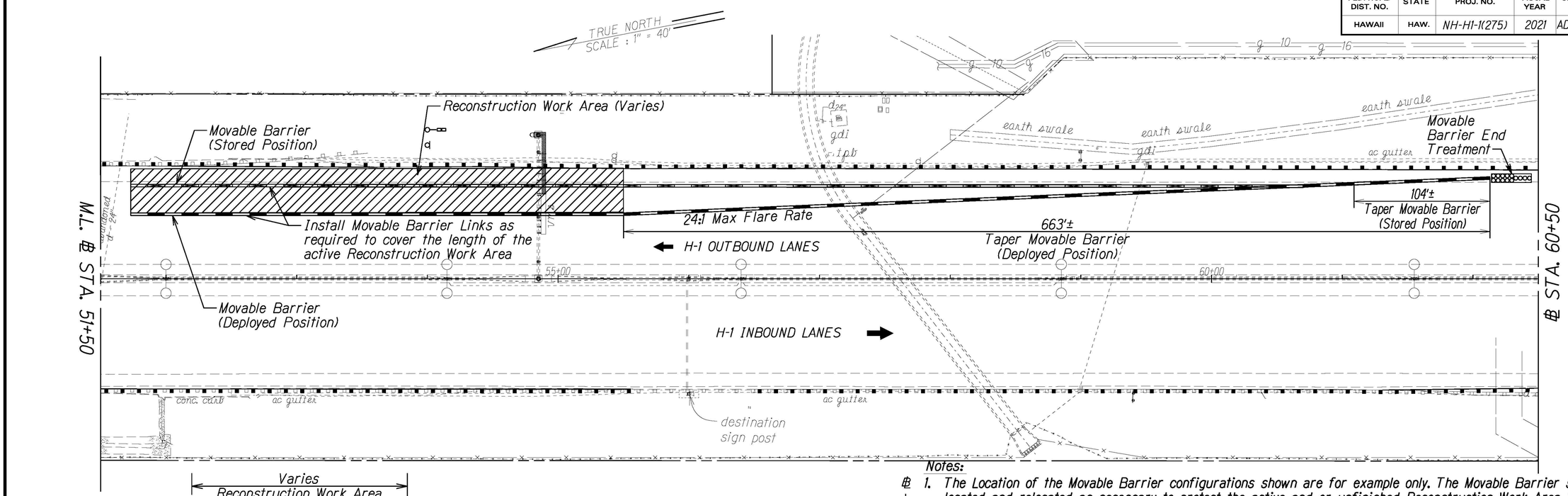

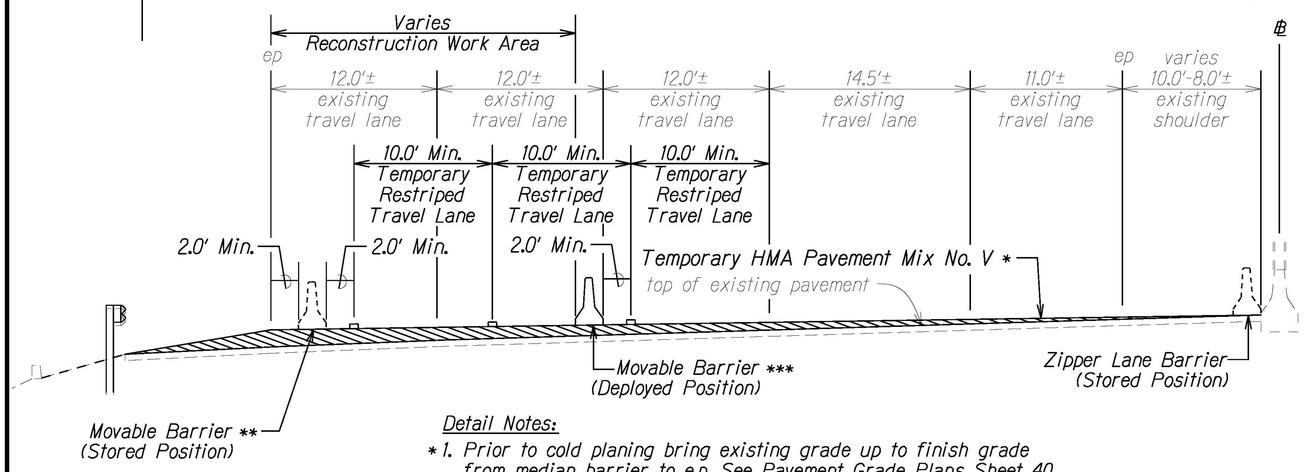

Notes:

1. The Location of the Movable Barrier configurations shown are for example only. The Movable Barrier shall be located and relocated as necessary to protect the active and or unfinished Reconstruction Work Area between ℄ Sta. 32+50± and ℄ Sta. 55+50±, and shall meet all requirements shown and or mentioned on this sheet.
2. Movable Barriers shall be set to the Deployed Position for the duration of reconstruction and grade work, and returned to the Stored Position prior to opening lanes to traffic. Movable Barriers shall meet the strength and safety performance criteria of NCHRP 350 Test Level 3 (TL-3). The ends of the movable barriers must be anchored or extend past the area where work is to occur in accordance with manufacturer's recommendations. installation of the movable barriers must use the same configuration used in the crash test submitted to the FHWA to obtain an Eligibility Letter by FHWA.
3. Movable Barrier End Treatment (Inertial Barrier Systems, QuadGuard M10 or equivalent) shall comply with the manufacturer's recommendations/requirements and shall meet the strength and safety performance criteria of MASH TL-3. If used, Inertial Barrier Systems shall also comply with Section 621 and follow the specifications of Sheet 28.
4. Place Type II Barricade w/Lamp at spacings and positions that comply with part 6 of the MUTCD, Typical Application 5, and install steady burn amber lamps on Movable Barriers @ 20.0' o.c. Installing, maintaining and removing each steady burn amber lamp including changing of batteries and bulbs shall be considered incidental to applicable Movable Barrier Items.
5. Travel Lanes shall be temporarily restriped and adjusted to a minimum of 10 feet to accommodate Movable Barrier Installation and use. Following the completion of grade work, Travel Lanes shall be restriped to their original locations. This work shall be considered incidental to various contract items and shall not be paid for separately.
6. The Contractor shall develop a Traffic Control Plan to include all necessary Traffic Control Devices. This work shall be considered incidental to Contract Item No. 645.0100 - Traffic Control and shall not be paid for separately.

Detail Notes:

* 1. Prior to cold planing bring existing grade up to finish grade from median barrier to e.p. See Pavement Grade Plans Sheet 40 for elevations at finish grade. For Typical Section Temporary Prior To Cold Planing, see Typical Section Sheet 18.

** 2. Movable Barrier at Stored Position shall be placed at the ep at the same cross slope as the travel lane as shown.

1 *** 3. Movable Barrier shall be installed once temporary HMA Pavement Mix No. V is placed to finish grade. Deploy movable barrier to shield active Reconstruction Work Area. Movable Barrier shall be moved to stored position during periods of time when lane closure is not allowed. Do not remove Movable Barrier from site until the new MGS guardrails within the Reconstruction Work Area are completed in place.

1 MOVABLE BARRIER POSITION FOR GRADE WORK DETAIL (OUTBOUND)

Scale: N.T.S.

DATE	REVISION
1 11/10/21	Movable Barrier Position For Grade Work Details were swapped between sheets 29 and 30. Revised Detail Note 3.

STATE OF HAWAII
DEPARTMENT OF TRANSPORTATION
HIGHWAYS DIVISION

TEMPORARY MOVABLE BARRIER PLAN

INTERSTATE ROUTE H-1 REHABILITATION
SALT LAKE BOULEVARD TO AIRPORT VIADUCT
FEDERAL-AID PROJECT NO. NH-H1-1(275)

Scale: 1" = 40' Date: October, 2021

SHEET No. 2 OF 2 SHEETS

ORIGINAL PLANS
SURVEY PLOTTED BY
DRAWN BY
TRACED BY
DESIGNED BY
QUANTITIES BY
CHECKED BY
DATE
NOTE BOOK
No.

ADD. 30