FED. ROAD DIST. NO.	STATE	FED. AID PROJ. NO.	FISCAL YEAR	SHEET NO.	TOTAL SHEETS
HAWAII	HAW.	I-HI-1(110):15	1973	108	220

QUANTITY ESTIMATE

ITEM #	ITEM	UNIT	QUANTITY
206.60	Structural Excavation for Bridges	C.Y.	60
503.0712	Concrete in Footing - Structure No. 6	L.S.	60 C.Y.
602.013	Reinforcing Steel for Bridges - Str. No. 6	L.S.	13,340 lb.

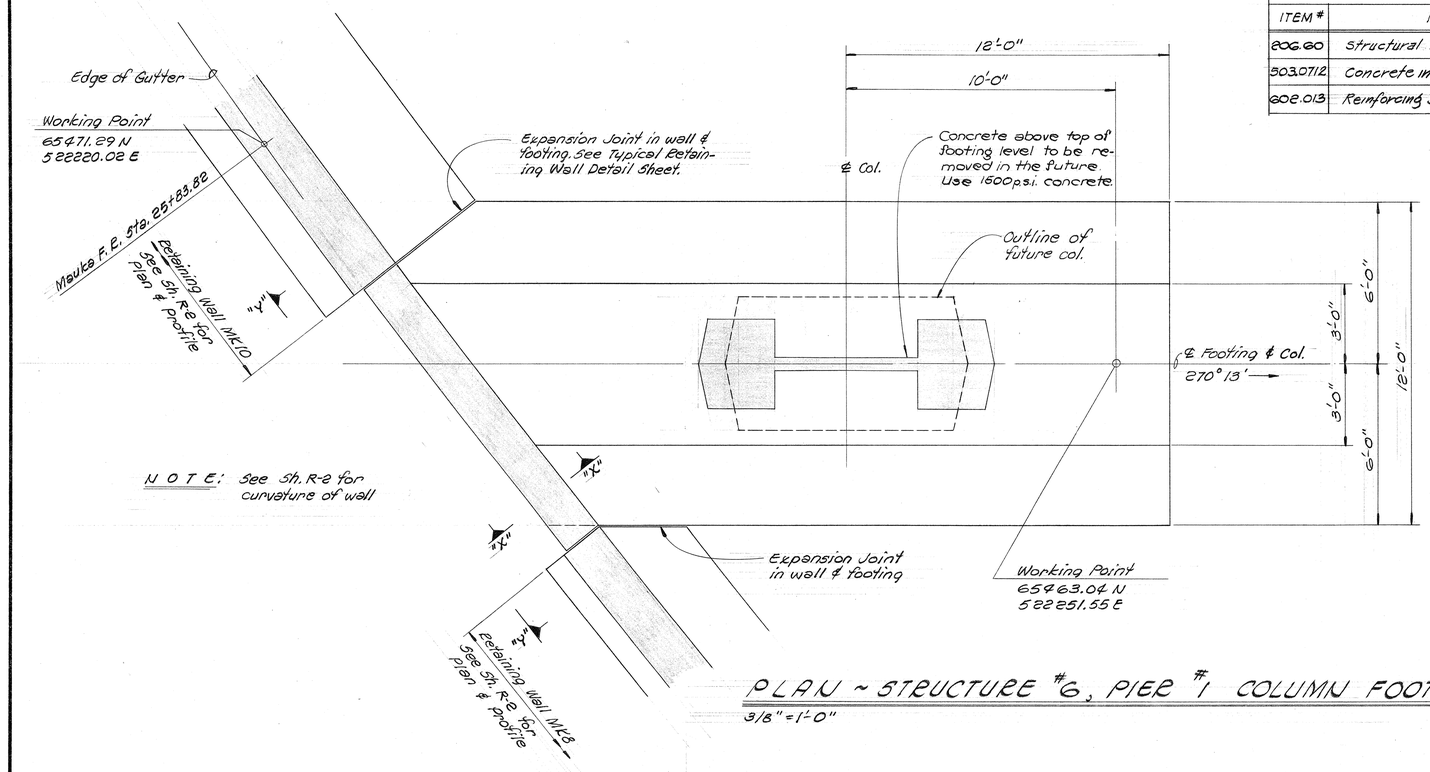

PLAN ~ STRUCTURE #6, PIER #1 COLUMN FOOTING

3/8" = 1'-0"

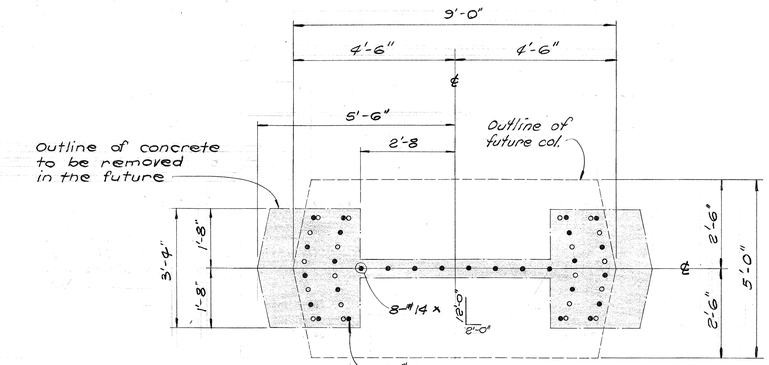

NOTE:

1. Outline of future Column shown is at top of footing.
2. Provide paper tubes around column bars and tape all holes so that the tube is air tight before pouring 1500 psi. concrete. Paper tubes shall be incidental to concrete.

COLUMN PLAN

1/8" = 1'-0"

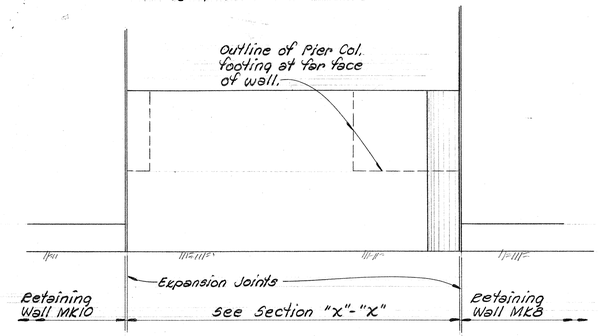

SECTION "Y"-"Y"

3/8" = 1'-0"

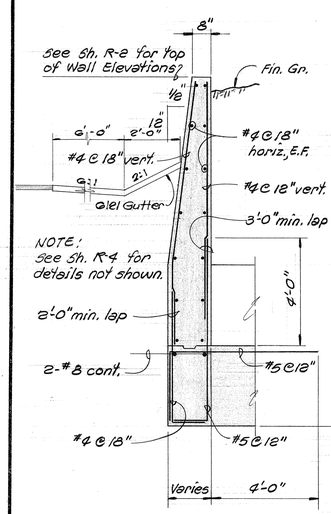

SECTION "X"-"X"

3/8" = 1'-0"

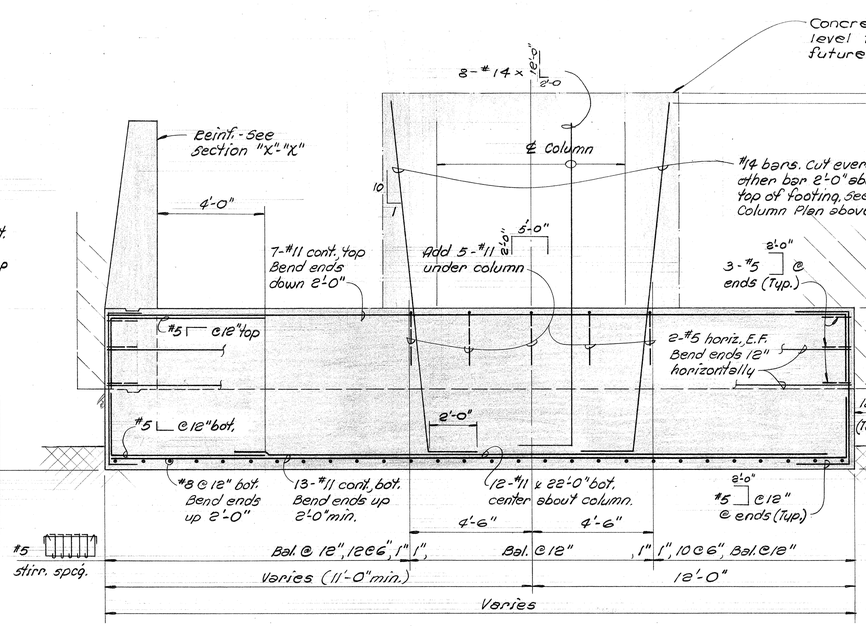

SECTION ALONG ℄ FOOTING

3/8" = 1'-0"

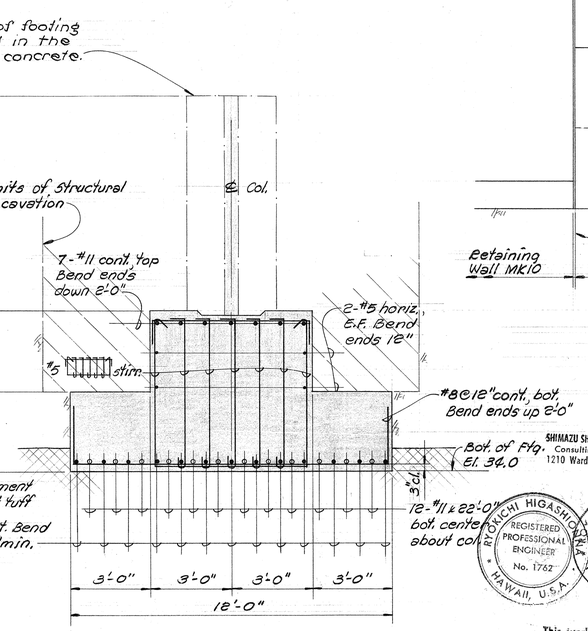

TYPICAL CROSS SECTION

3/8" = 1'-0"

SHIMAZU SHIMABUKURO & FUKUDA, INC.
Consulting Structural Engineers
1210 Ward Ave., Honolulu, HI 96814

RYOICHI HIGASHIONA — REGISTERED PROFESSIONAL ENGINEER No. 1762 — HAWAII, U.S.A.

S. SHIMABUKURO — REGISTERED PROFESSIONAL ENGINEER No. 1150 — HAWAII, U.S.A.

This work was prepared by me or under my supervision.

STATE OF HAWAII
DEPARTMENT OF TRANSPORTATION
HIGHWAYS DIVISION

STRUCTURE No 6.

PIER #1 COLUMN FOOTING PLAN AND SECTIONS

PEARL HARBOR INTERCHANGE
F.A.I. Proj. No. I-HI-1 (110):15

Scale: As Shown — Date: May 28, 1973

SHEET No. R-6 OF 6 SHEETS

ORIGINAL PLAN	SURVEY PLOTTED BY	DATE
	DRAWN BY	
	TRACED BY	
NOTE BOOK	DESIGNED BY	
	QUANTITIES BY	
No.	CHECKED BY	

PRINTED ON NO. 1000H CLEARPRINT

1968