FED. ROAD DIST. No.	STATE	FED. AID PROJ. No.	FISCAL YEAR	SHEET No.	TOTAL SHEETS
HAWAII	HAW.	U-072-1(3)	1968	129	246

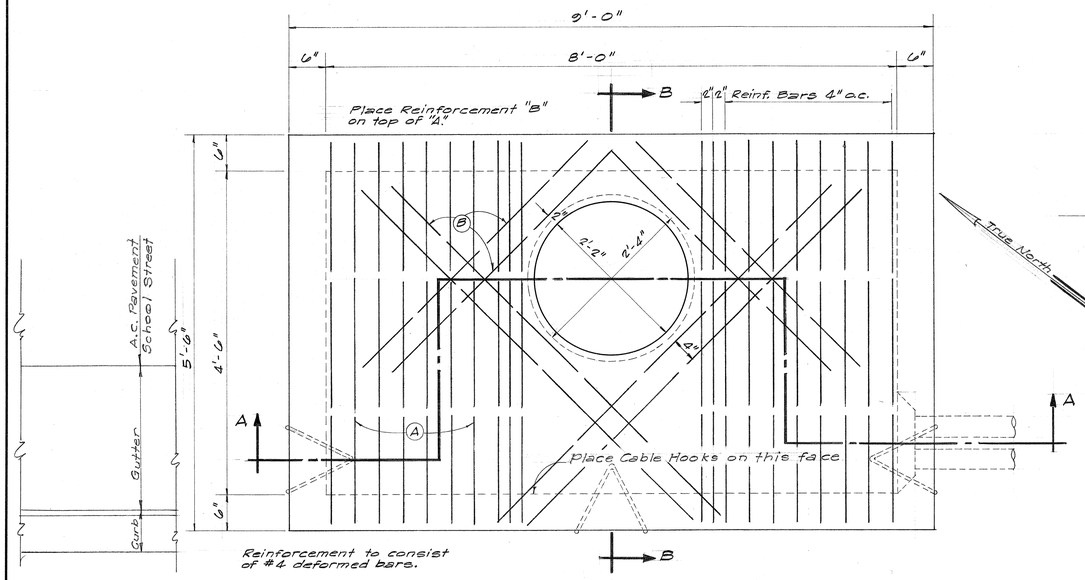

TOP VIEW & ROOF REINFORCING

Scale: 1"=1'-0"

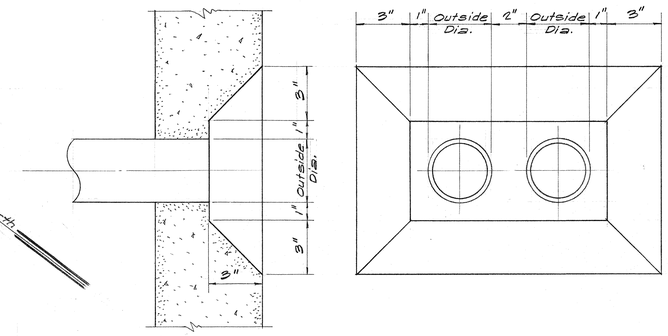

DUCT ENTRANCE DETAIL

Scale: 3"=1'-0"

NOTES:

1. Concrete to be 3000 # or 5.5 mix as supplied by H.C. & D. or equal.
2. No reinforcement required in walls or floors.
3. Side walls to be poured direct between the manhole forms and the side of the excavation where soil condition permits.
4. All Duct formations to be spaced equidistant between floor and ceiling except as specified by the Engineer.

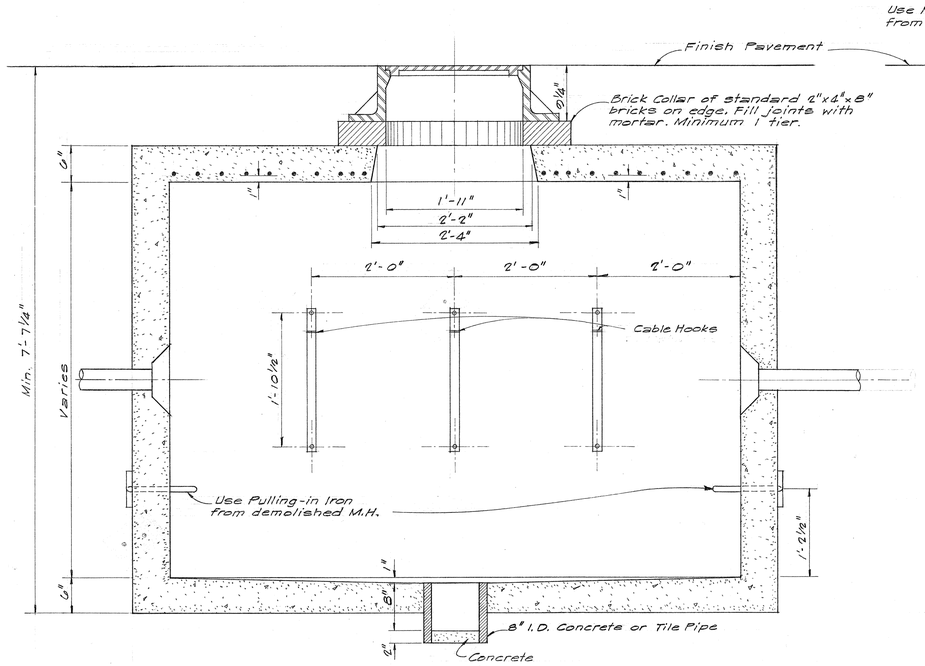

SECTION A-A

Scale: 1"=1'-0"

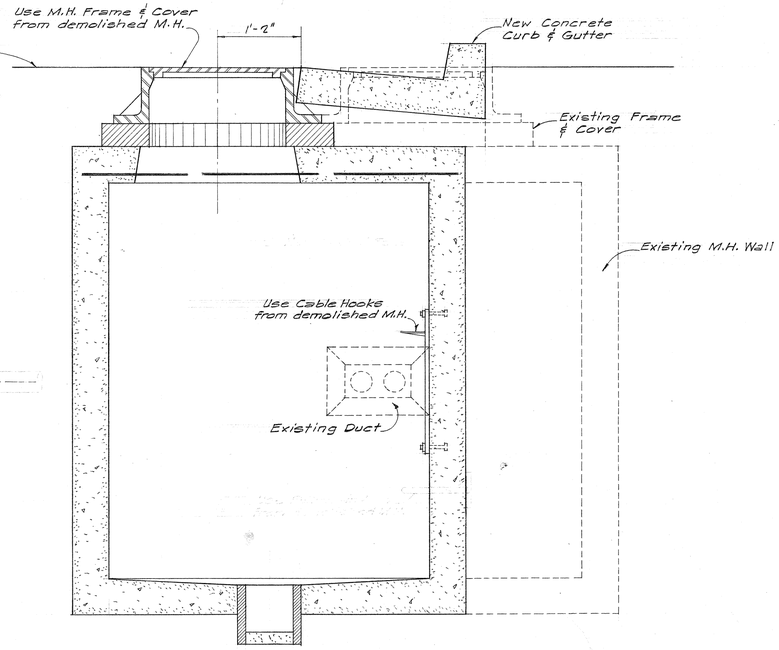

SECTION B-B

Scale: 1"=1'-0"

ORIGINAL PLAN	SURVEY PLOTTED BY	DATE
	DESIGNED BY	"
	DRAWN BY	"
	TRACED BY L. Wasuda	"
NOTE BOOK No.	QUANTITIES BY	"
	QUANTITIES CHECKED BY	"
	CHECKED BY	"

BELT, COLLINS & ASSOC., LTD.
Civil and Structural Engineers

DEPARTMENT OF TRANSPORTATION
DIVISION OF HIGHWAYS
STATE OF HAWAII

STANDARD DETAILS

(U.S. ARMY SIGNAL CORPS)

LUNALILO FREEWAY — U-072 - 1(3)

SCALE: AS NOTED — DATE: 1969

SHEET No. 1 OF 1 SHEETS

U072103001.129

158

PRINTED ON DIEPO 1000H CLEARPRINT