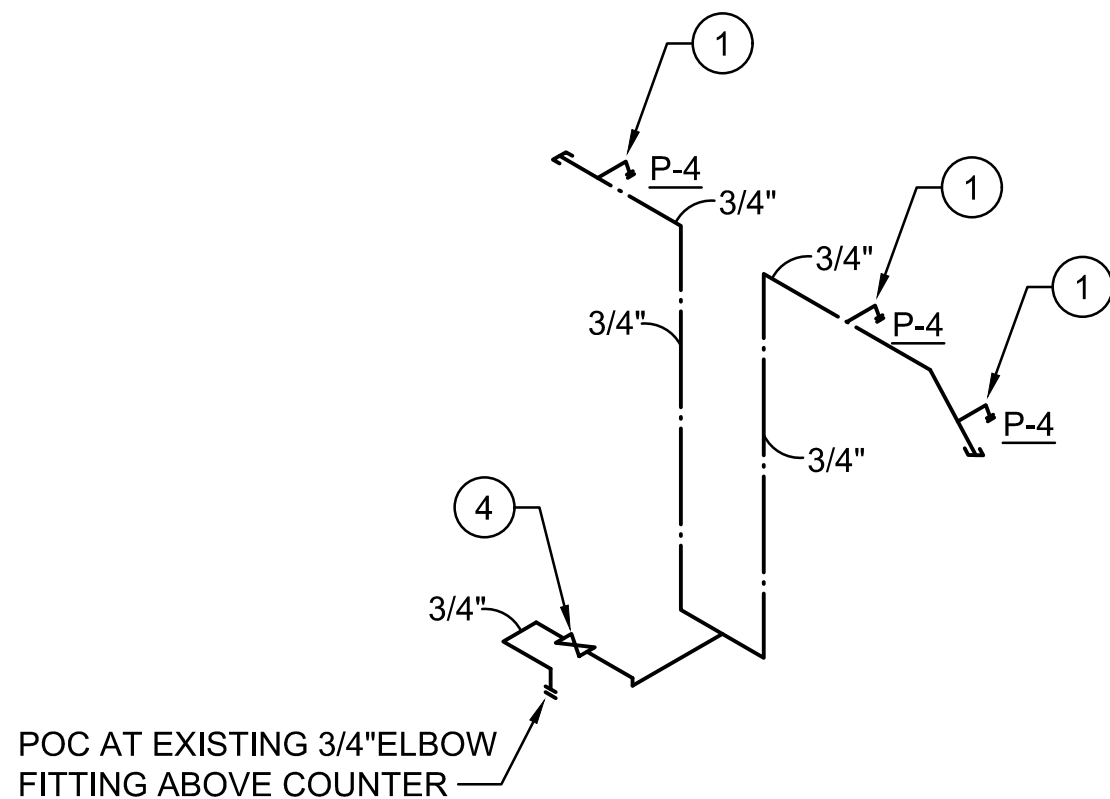



NORTHWEST ATCT WINDOW WASHDOWN PIPING ISOMETRIC
SCALE: NOT TO SCALE




TYPICAL ATCT WINDOW WASHDOWN PIPING ISOMETRIC
SCALE: NOT TO SCALE

PLUMBING NEW WORK NOTES

1. INSTALL NEW WATER NOZZLES WITH ADJUSTABLE BALL FITTINGS AND PIPING UP TO POC.
2. INSTALL NEW HOSE BIBB AND PIPING. PROVIDE NEW COLD WATER PIPING UP TO POC.
3. RECONNECT DOMESTIC WATER PIPING TO EXISTING SINK.
4. INSTALL NEW GATE VALVE AND PIPING UP TO POC.



Airports Division
DEPARTMENT OF TRANSPORTATION
STATE OF HAWAII



04/30/2024

Deron A. Jyo
This work was prepared by me or under my supervision.

DSGN.	DRWN.	CHKD.	APPD.
-------	-------	-------	-------

NO.	DATE	REVISIONS
-----	------	-----------

**FINAL
SUBMITTAL**
09/30/22
DATE

PROJECT TITLE :

**AIR TRAFFIC CONTROL
TOWER REPAIRS**
AT
KALAELOA AIRPORT
BARBERS POINT, OAHU, HAWAII

PROJECT NO.:

AO5024-03

SHEET TITLE:

**NORTHWEST ATCT
WINDOW WASHDOWN
PIPING ISOMETRIC**

DATE :
9/30/22
SHEET :
49 OF 49 SHEET

DWG. NO.

P901