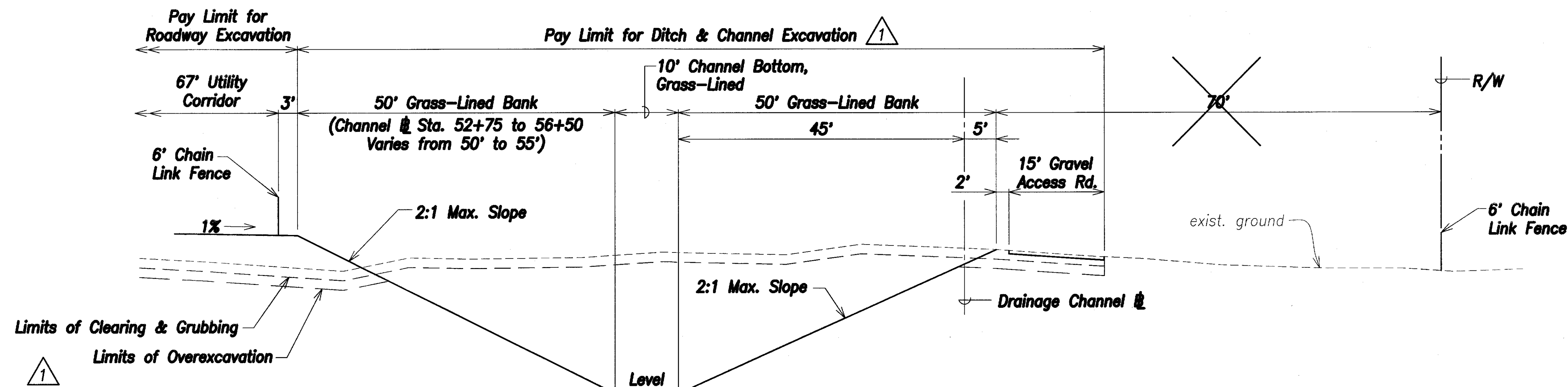
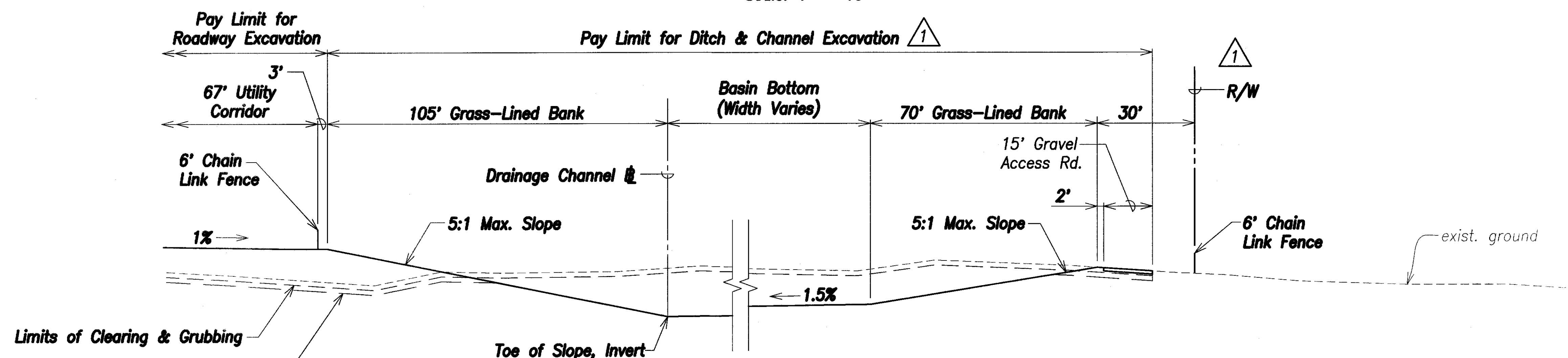


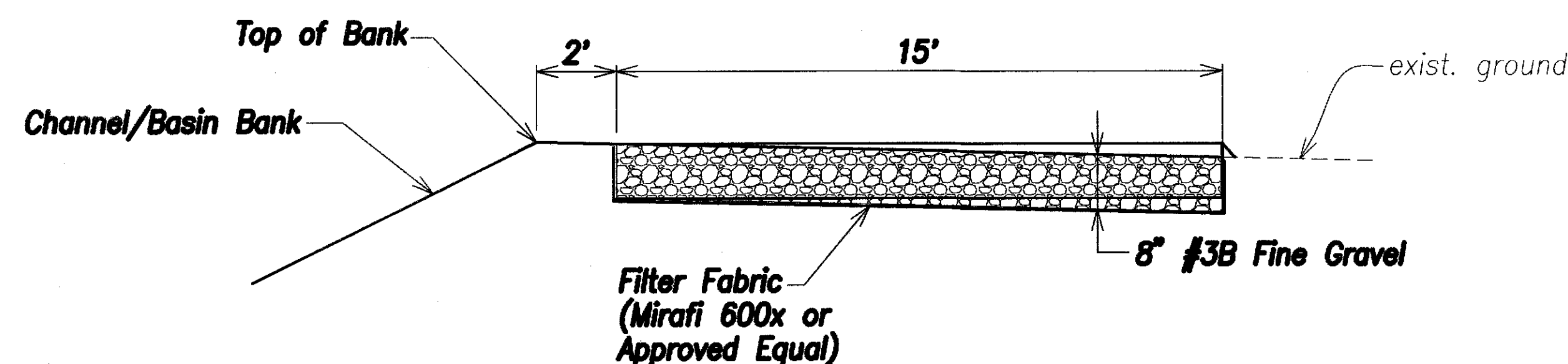
FED. ROAD DIST. NO.	STATE	FED. AID PROJ. NO.	FISCAL YEAR	SHEET NO.	TOTAL SHEETS
HAWAII	HAW.	STP-8930(1)	2005	ADD. 42	144




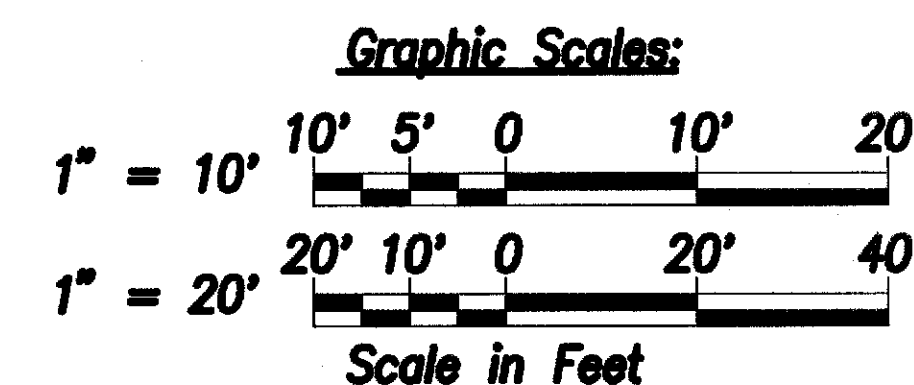
Typical Drainage Channel Section - 110' Wide Channel Portion
Scale: 1" = 10'



Typical Drainage Channel Section - Drainage Basin Portion
Scale: 1" = 20'



Gravel Access Rd. Detail
Not to Scale



THIS WORK WAS PREPARED BY ME OR UNDER MY SUPERVISION.

SIGNATURE: *[Signature]* April 30, 2008
EXPIRATION DATE OF THE LICENSE

LEGEND FOR AS-BUILT POSTINGS

~~~~~ Squiggly line for as-built deletion  
~~####~~ Double line for as-built deletion  
 Roadway Text for as-built posting

|         |                                |
|---------|--------------------------------|
| 1/18/05 | 1 R/W Revised/Added Pay Limits |
| DATE    | REVISION                       |

|                                                                      |                    |
|----------------------------------------------------------------------|--------------------|
| STATE OF HAWAII<br>DEPARTMENT OF TRANSPORTATION<br>HIGHWAYS DIVISION |                    |
| <b>DRAINAGE CHANNEL TYPICAL SECTIONS &amp; ACCESS ROAD DETAIL</b>    |                    |
| North-South Road<br>Phase 1A<br>F.A.I. Proj. No. STP-8930(1)         |                    |
| Scale: As Shown                                                      | Date: Dec 22, 2004 |
| SHEET No. C6.5 OF                                                    | SHEETS             |