

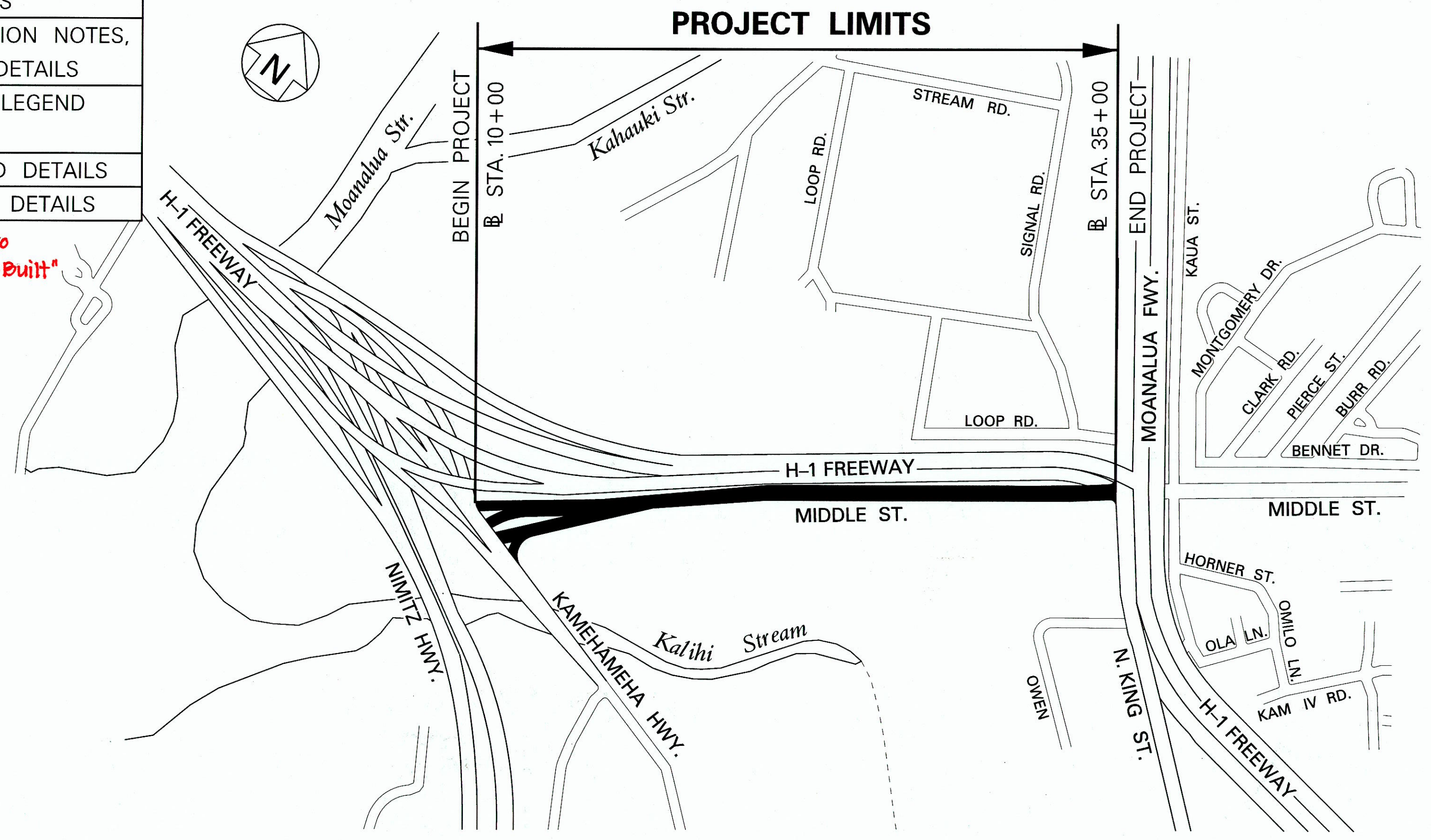
| INDEX TO DRAWINGS | |
|-------------------|---|
| SHEET NO. | DESCRIPTION |
| 1 | TITLE SHEET |
| 2 | STANDARD PLAN SUMMARY |
| 3 - 5 | GENERAL NOTES |
| 6 | LEGEND AND ABBREVIATIONS |
| 7 | ROADWAY CONSTRUCTION NOTES |
| 8 - 12 | UTILITY NOTES |
| 13 - 15 | WATER POLLUTION & EROSION CONTROL NOTES |
| 16 - 17 | TYPICAL SECTIONS |
| 18 - 19 | ALIGNMENT PLANS |
| 20 - 21 | ROADWAY PLANS |
| 22 - 23 | PAVEMENT PLANS |
| 24 - 28 | SPOT ELEVATION PLANS |
| 29 - 35 | ROADWAY DETAILS |
| 36 - 41 | GUARDRAIL DETAILS AND NOTES |
| 42 - 43 | UTILITY PLANS |
| 44 - 46 | EROSION CONTROL PLANS AND DETAILS |
| 47 - 49 | SIGNING AND PAVEMENT MARKINGS NOTES, LEGEND AND PLANS |
| 50 - 52 | TRAFFIC CONTROL NOTES AND CONSTRUCTION PHASING PLAN |
| 53 - 107 | TRAFFIC CONTROL PLANS |
| 108 - 109 | WEIGH-IN-MOTION STATION NOTES, LEGEND, PLAN AND DETAILS |
| 110 - 113 | TRAFFIC SIGNAL NOTES, LEGEND AND PLANS |
| 114 - 156 | STRUCTURAL PLANS AND DETAILS |
| 157 - 173 | ELECTRICAL PLANS AND DETAILS |

Sheet No. ① is a Supplementary Sheet to this Project. Total Sheet Count After "As-Built" Posting 14 Sheets.

| | |
|---------------|------|
| DESIGNED BY | DATE |
| TRACED BY | |
| DESIGNED BY | |
| QUANTITIES BY | |
| CHECKED BY | |

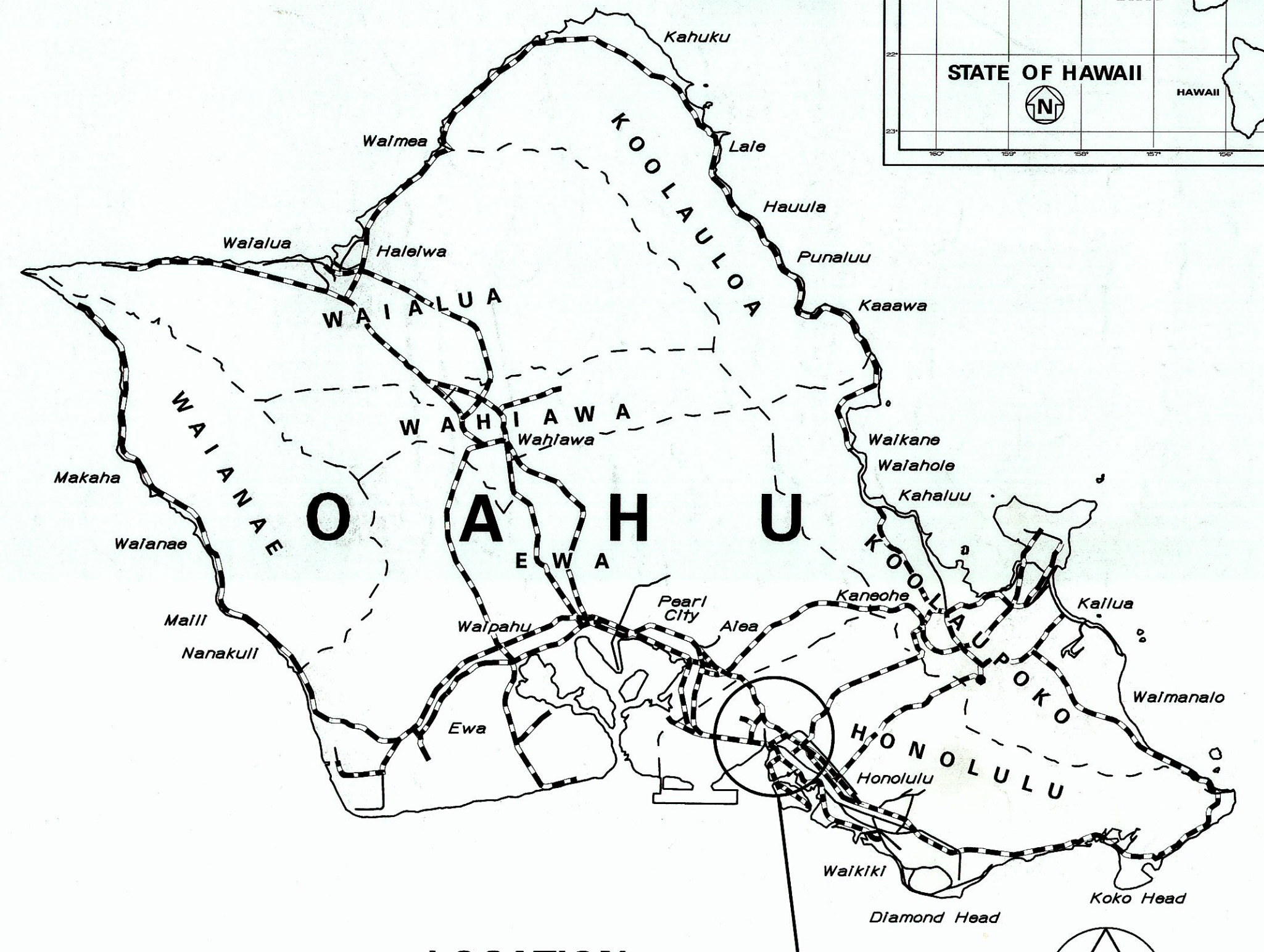
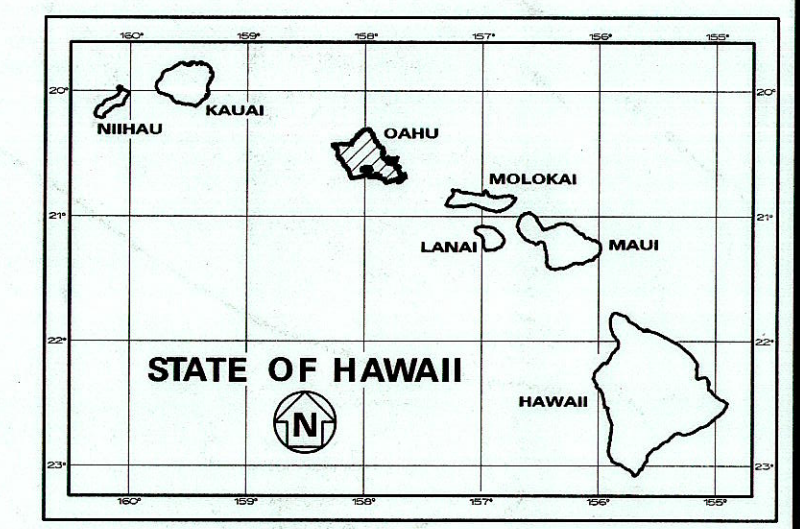
DESIGNED BY _____ DATE _____
HWY-DD _____ PHONE _____
MANAGED BY _____
KSF, Inc.

STATE OF HAWAII
DEPARTMENT OF TRANSPORTATION
HIGHWAYS DIVISION
HONOLULU, HAWAII
"AS-BUILT"
PLANS FOR
MIDDLE STREET
PAVEMENT RECONSTRUCTION
NORTH KING STREET TO KAMEHAMEHA HIGHWAY
FEDERAL-AID PROJECT NO. STP-7415(001)
DISTRICT OF HONOLULU
ISLAND OF OAHU

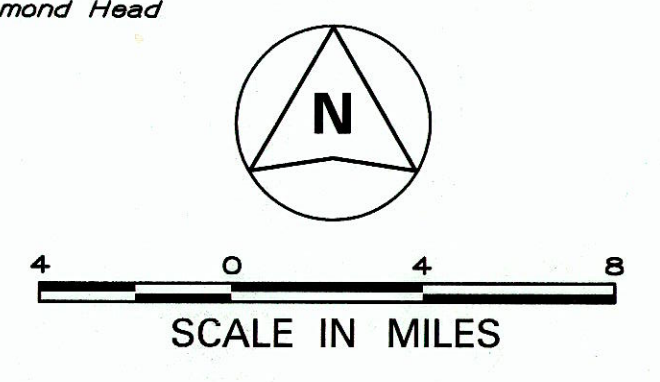


LOCATION PLAN
LENGTH OF PROJECT..... 0.51 MILES
SCALE IN HUNDRED FEET

| | | | | | |
|---------------------|-------|-----------------------|-------------|-----------|--------------|
| FED. ROAD DIST. NO. | STATE | FEDERAL AID PROJ. NO. | FISCAL YEAR | SHEET NO. | TOTAL SHEETS |
| HAWAII | HAW. | STP-7415(001) | 2014 | 1 | 173 |



LOCATION OF PROJECT



----- FEDERAL AID PROJECTS PREVIOUSLY CONSTRUCTED OR UNDER CONSTRUCTION

MILE POST 0.00 TO MILE POST 0.51

DESIGN DESIGNATION
(M.P. 0.00 to M.P. 0.51)

| | |
|------------|--------|
| ADT (2013) | 14,500 |
| ADT (2033) | 16,200 |
| DHV | 1,300 |
| D | 55/45 |
| T | 7.5 % |

CHANGES MADE DURING CONSTRUCTION HAVE BEEN INCORPORATED ON THESE PLANS EXCEPT CHANGES IN THE ORIGINAL THEORETICAL QUANTITIES. FOR ACTUAL QUANTITIES, REFER TO PROJECT LEDGER AND/OR COMPUTATION BOOK.

DEPARTMENT OF TRANSPORTATION
STATE OF HAWAII
APPROVED: _____
For DIR. OF TRANSPORTATION DATE 6/03/14