LEGEND

ALL EQUIPMENT NEW UNLESS INDICATED AS EXIST.

- FUSE BOX, WEATHERPROOF W/2-40 AMP CARTRIDGE FUSES
- PHOTOELECTRIC CONTROL, GROUP, 30 AMP, 1 OR 2-POLE AS INDICATED
- III-32-10 — DESIGNATES IES DISTRIBUTION TYPE III, 32' MTG HT. 10' BRACKET LENGTH
- #S1&2 — STREET LIGHT SUPPLY LINE, FEED S1 & S2, TRIPLEX #6 W/ COPPERWELD MESSENGER, #6C.
- E — UTILITY CO. SECONDARY, 120/240V SUPPLY LINE
- ANCHOR-GUY ASSEMBLY.
- FUSEBOX, WEATHERPROOF, W/1-10 AMP FUSE
- HTCo POLE REPLACING EXISTING POLE, VARIOUS HEIGHTS - BY HTCo
- H1 — POLE NO. 1, STATE OF HAWAII
- 43A — NEW OR REPLACEMENT JOINT-POLE NO. 43A BY HECO.
- STREET LIGHT ON POLE W/INTEGRAL PHOTOELECTRIC CONTROL
- STREET LIGHT ON EXIST. POLE W/INTEGRAL " "
- STREET LIGHT ON STATE POLE, 35' OR AS NOTED, ON GROUP-CONTROL BY ONE ASSOCIATED PHOTOELECTRIC DEVICE
- REPLACED TELEPHONE POLE W/NEW STREET LIGHT, WITH PHOTOELECTRIC DEVICE (ON GROUP-CONTROL)
- STREET LIGHT ON JOINT TELEPHONE POLE, WITHOUT PHOTOELECTRIC DEVICE (ON GROUP-CONTROL)
- N.I.C. — NOT IN CONTRACT
- IN-LINE FUSE & FUSEHOLDER, 10A, 250V.

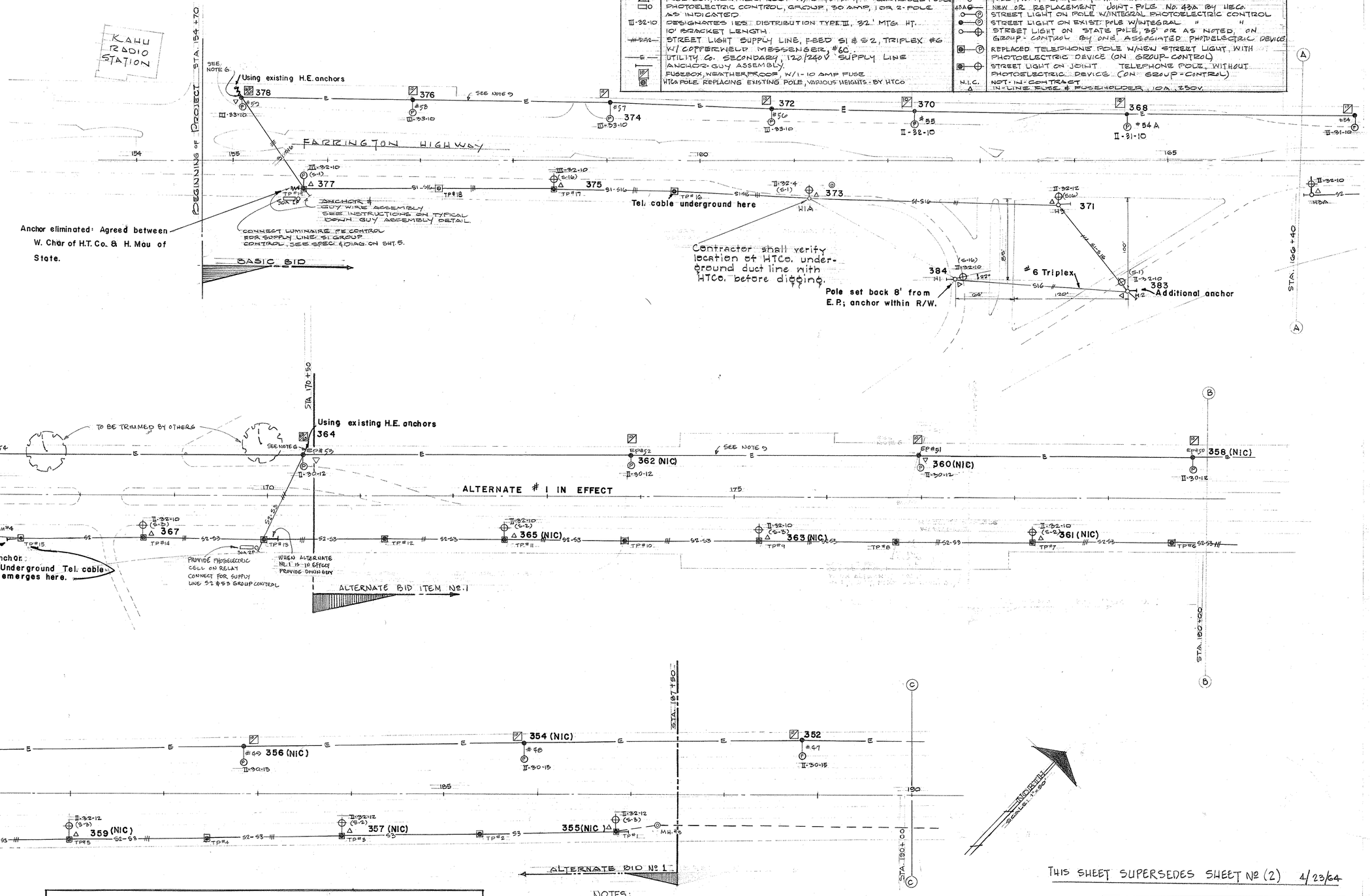

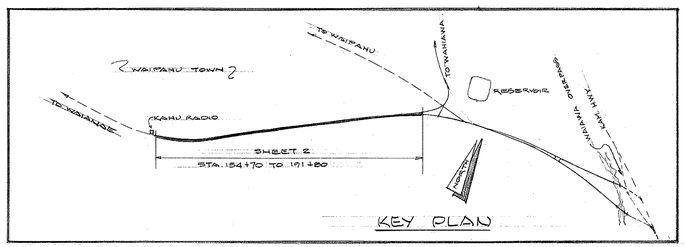

KEY PLAN

THIS SHEET SUPERSEDES SHEET No (2) 4/23/64

NOTES:

1. MOUNTING HEIGHT OF LUMINAIRE PER NOTATIONS REFERENCED TO PAVEMENT LEVEL ON DRAWINGS.
2. H.T. CO. TO REPLACE POLES TP-1, THRU TP-19
3. H.T. CO. TO REPLACE POLES 3T-10T INCLUSIVELY (SEE SHEET #3).
4. H.T. CO. TO REPLACE POLES 1X, 2X, 3X, 1T, 2T, & 1W (SEE SHEET #4).
5. OVERHEAD GUY WIRE TO BE 1/4" 7WIRE REG. STRAND SIEMENS-MARTIN W/THIMBLEYE BOLTS, JOSLYN #1805 & GUY CLAMPS, JOSLYN #1020. FINAL GUY TENSION 750#.
6. ALL ANCHOR-GUY ASSEMBLIES TO BE INSTALLED BY CONTRACTOR, UNLESS NOTED OTHERWISE.
7. TREE TRIMMING BY OTHERS.
8. COMPLY WITH HAWAII STATE PUC - GENERAL ORDER NO. 6. VERIFY CLEARANCES.
9. UNLESS OTHERWISE INDICATED H.E.CO. SECONDARY CONDUCTORS ARE ALUMINUM
10. HTCo. POLES WILL BE AT LEAST 28' HIGH ABOVE PAVEMENT GRADE.

WYNN M. NAKAMURA — REGISTERED PROFESSIONAL ENGINEER No. 573 — HAWAII, U.S.A.

STATE OF HAWAII
DEPARTMENT OF TRANSPORTATION
HIGHWAYS DIVISION

HIGHWAY LIGHTING PLAN

HIGHWAY 154+70 to 190+00
& LEGEND

FARRINGTON HIGHWAY PROJ. NO. A-90-01-63

SHEET NO. 2 OF 5 SHEETS

A 90 01 63 (2) A

CHECK PRINT RUN: ① ② ③ ④ ⑤ ⑥
BY: WYNN NAKAMURA, 1/10/64
TO: WYNN NAKAMURA, 1/10/64

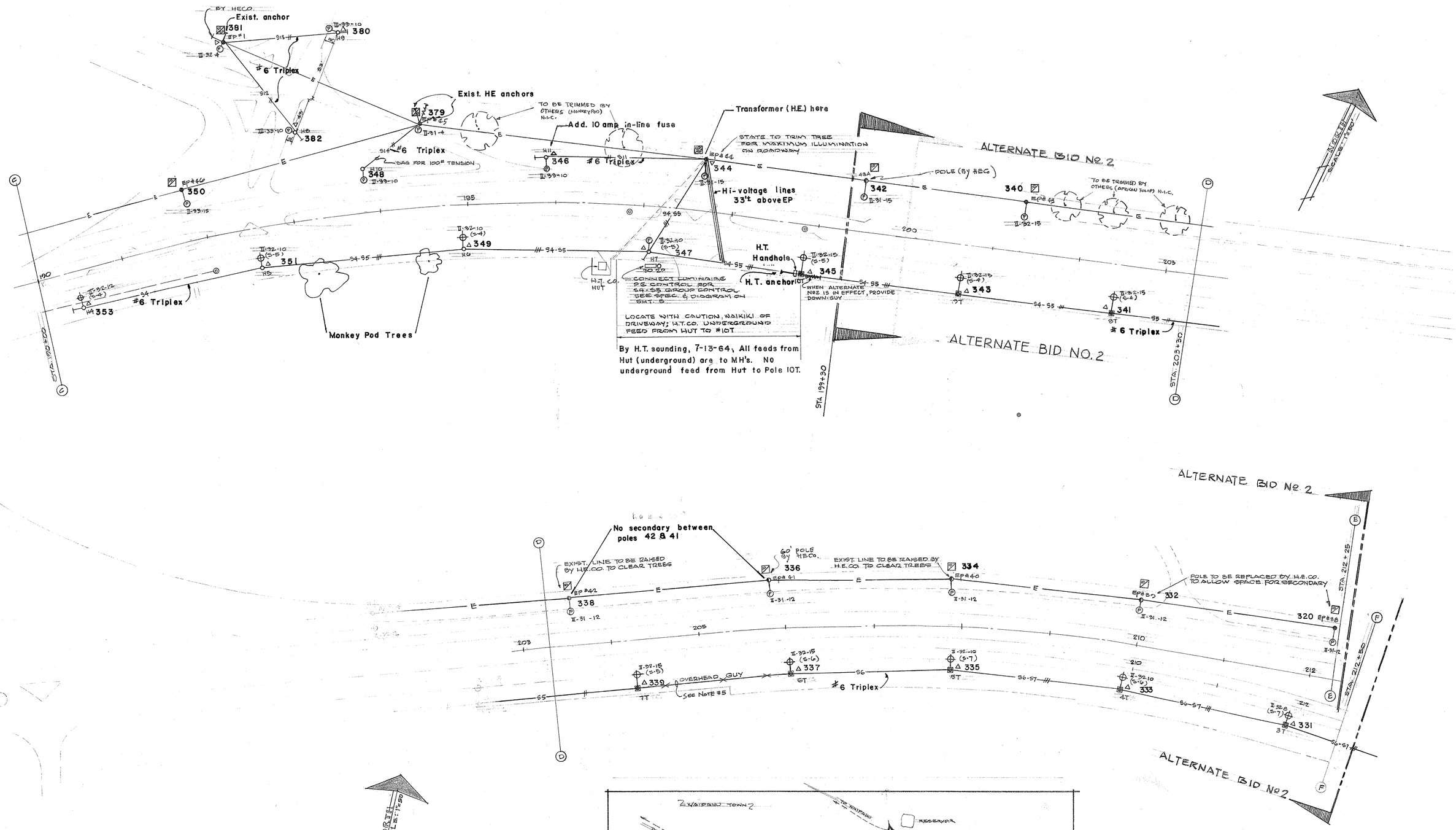

STATE OF HAWAII
DEPARTMENT OF TRANSPORTATION
HIGHWAYS DIVISION

HIGHWAY LIGHTING PLAN

HIGHWAY 190+00 to 212+25
190+00 to 212+50

FARRINGTON HIGHWAY PROJ. NO. A-90-01-63

WYNN M. NAKAMURA
REGISTERED PROFESSIONAL ENGINEER
No. 573
HAWAII, U.S.A.

SHEET NO. 3 OF 5 SHEETS

A 90 01 63 (3)

CHECK PRINT RUN: 1 2 3 4 5 6
PLEASE FORWARD COMMENTS TO WYNN NAKAMURA, LTD.

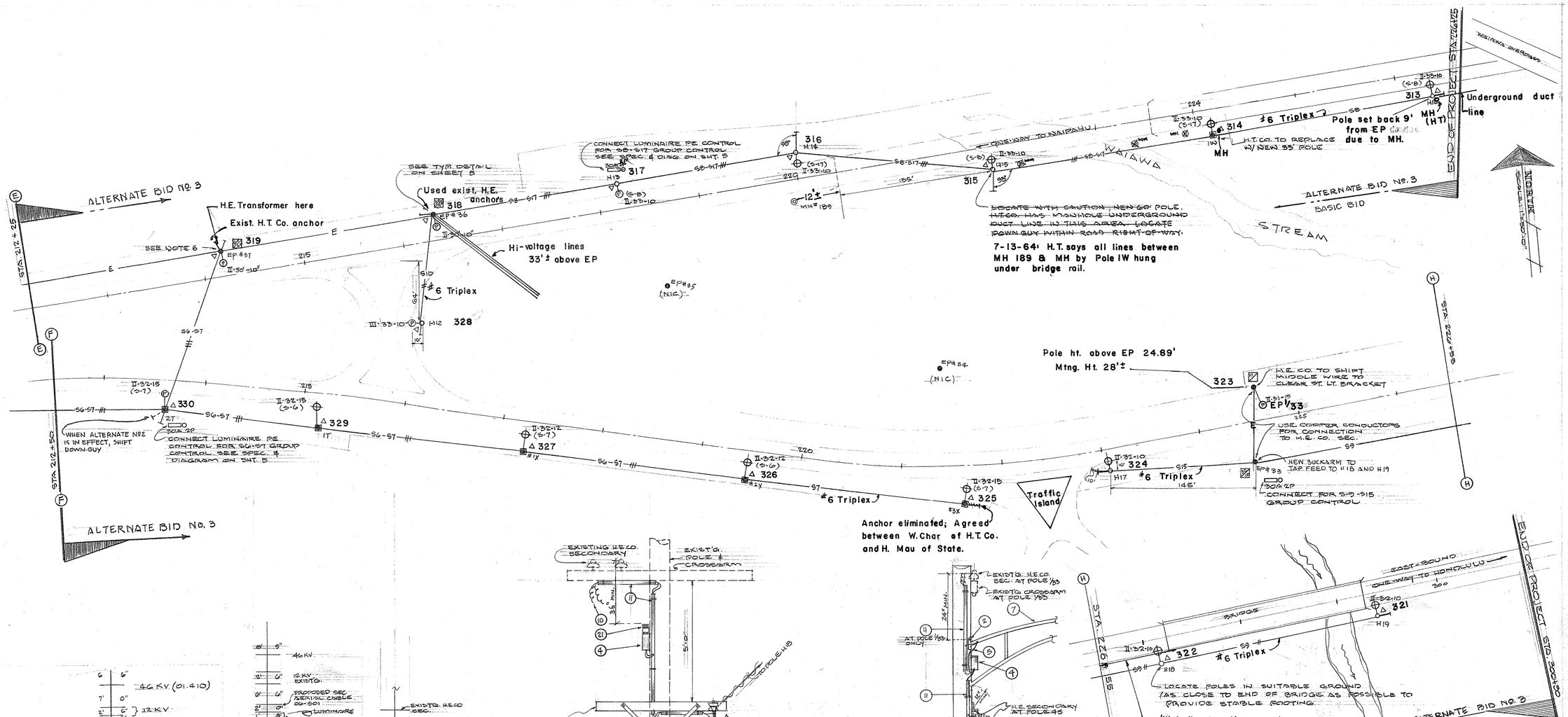

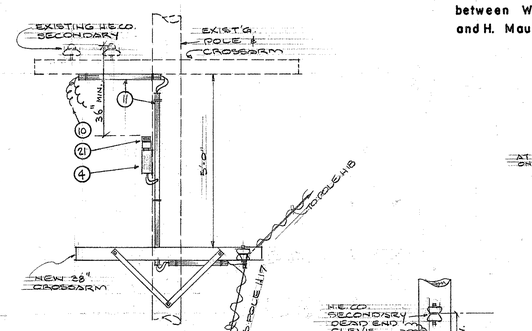

DETAILS AT EP#33

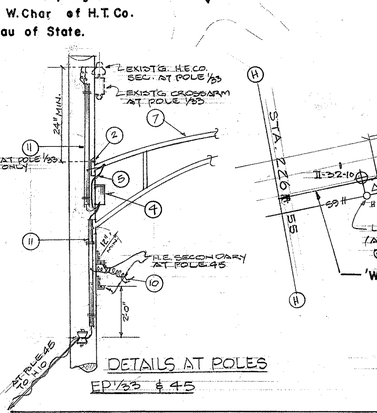

DETAILS AT POLES EP1/33 & 45

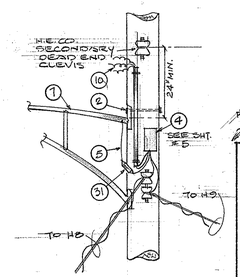

DETAILS AT EP#1
SEE SHT E-3

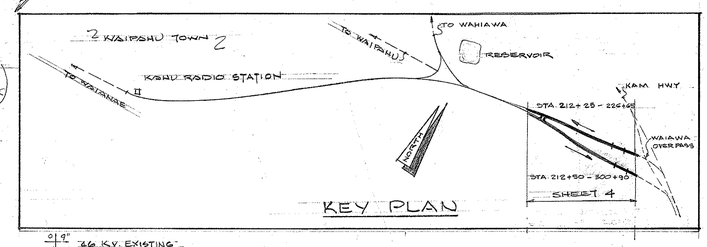

KEY PLAN

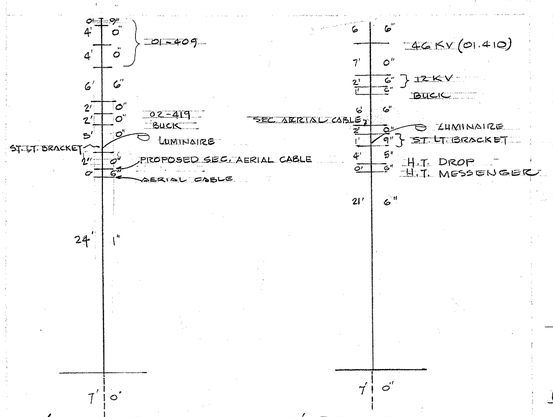

60' POLE #45

60' POLES 37 THRU 42, 43A & 44

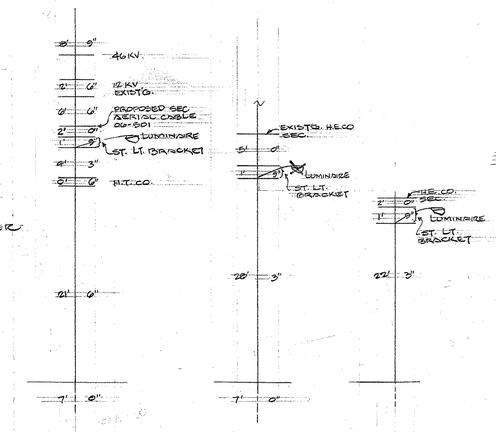

POLE #36 POLE #33 POLE #1/33

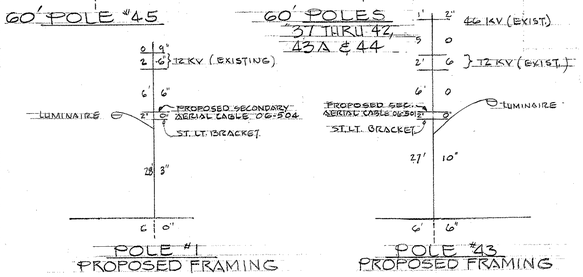

POLE #1 PROPOSED FRAMING

POLE #43 PROPOSED FRAMING

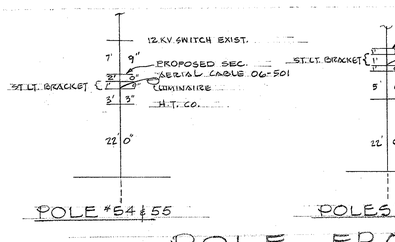

POLE #54 & 55

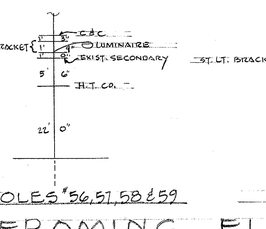

POLES #56, 57, 58 & 59



POLE #53

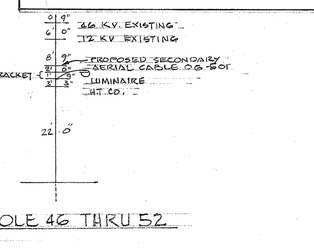

POLE 46 THRU 52

POLE FRAMING ELEVATIONS

THE PHRASE "PROPOSED" INDICATES WORK BY H.E.CO.

WINN M. NAKAMURA
REGISTERED PROFESSIONAL ENGINEER
No. 573
HAWAII, U.S.A.

STATE OF HAWAII
DEPARTMENT OF TRANSPORTATION
HIGHWAYS DIVISION

HIGHWAY LIGHTING PLAN

HIGHWAY 212 + 25 to 226+65
212 + 50 to 300+90

FARRINGTON HIGHWAY PROJ. NO. A-90-01-63

SHEET NO. 4 OF 5 SHEETS

A 90 01 63 (4)

PLEASE FORWARD COMMENTS TO WINN NAKAMURA, LTD. 1-2-3-4-5-6