FED. ROAD DIST. NO.	STATE	FED. AID PROJ. NO.	FISCAL YEAR	SHEET NO.	TOTAL SHEETS
HAWAII	HAW.	RS-0750 (4)	1977	2	12

LEGEND

- STANDARD TRAFFIC AND PEDESTRIAN SIGNAL HEADS, MOUNTED ON TYPE I SIGNAL STANDARD, HEIGHT = 10'
- PROGRAMMED VISIBILITY HEAD ON TYPE I STANDARD
- 12" RY ↑ TRAFFIC SIGNAL HEAD
- 12" RYG STANDARD TRAFFIC SIGNAL HEAD
- TRAFFIC SIGNAL HEADS MOUNTED ON TYPE II SIGNAL STANDARD; ARM SPREAD SHOWN 20' AND DISTANCE BETWEEN SIGNAL HEADS SHOWN 12 FEET (20', 12')
- 12" RY ← TRAFFIC SIGNAL HEAD
- STANDARD TYPE "B" PULL BOX
- STANDARD TYPE "A" PULL BOX
- TRAFFIC DETECTOR, SERIES PARALLEL CONNECTED
- SD/24 — EXISTING UTILITY LINES & SIZES AS INDICATED
  - SD STORM DRAIN
  - S SEWER
- OTP TELEPHONE POLE

NOTE:

1- CONTRACTOR SHALL INSTALL METER SOCKET AND BREAKER ON PP #10T IN ACCORDANCE WITH HECO REQUIREMENTS. METER SHALL BE MOUNTED BETWEEN 5' AND 7' ABOVE GROUND. METER SOCKET SHALL BE 4-PRONG COMPLETE WITH A MANUAL CLOSING DEVICE.

2- THE CONTROLLER CABINET SHALL BE WIRED SUCH THAT THE CABINET TERMINAL FACILITIES WILL ACCOMODATE FUTURE IMPLEMENTATION OF A COORDINATING UNIT WITH MINIMUM INTERFACE REQUIREMENT.

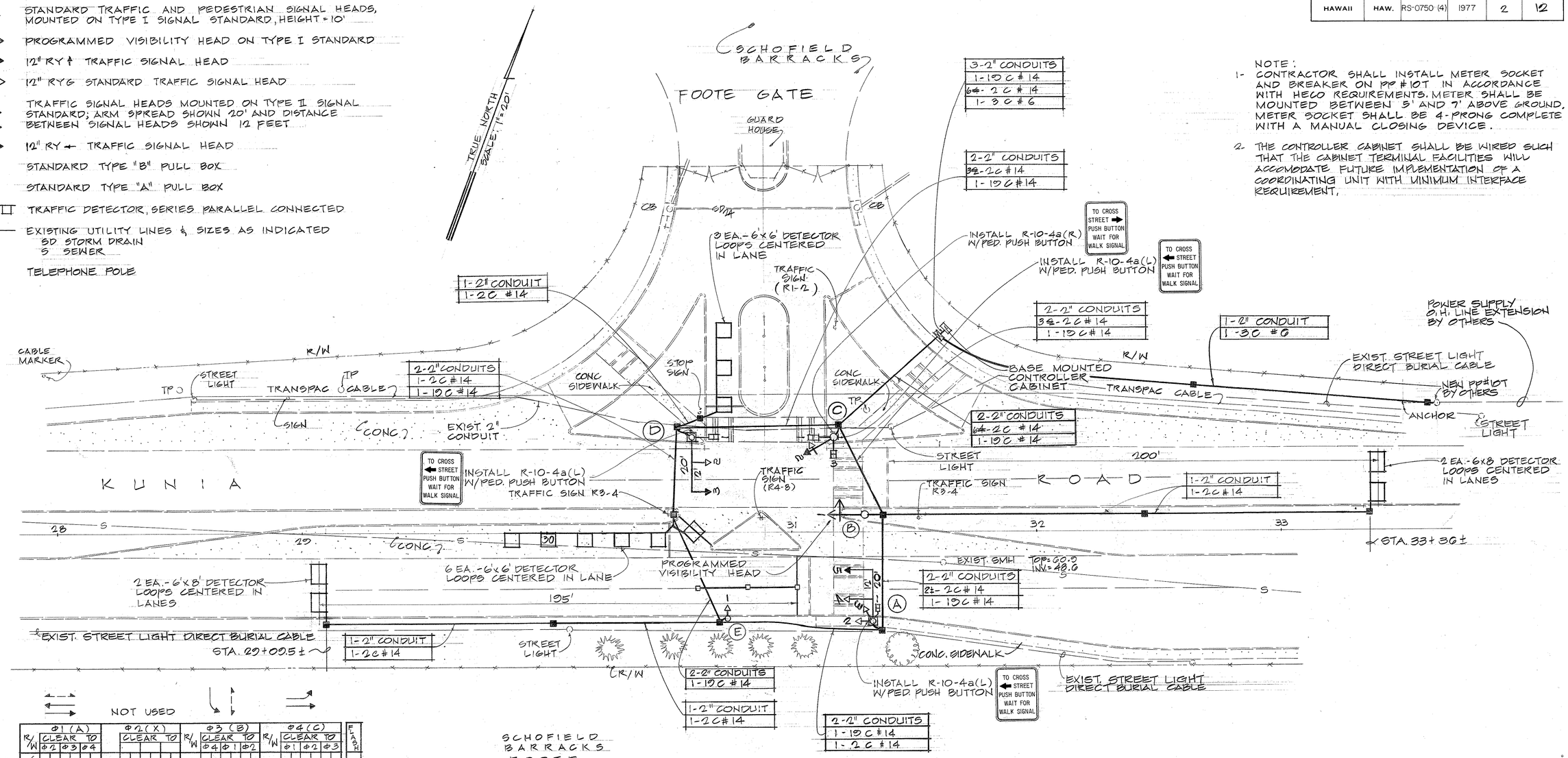

NOT USED

	Φ1 (A) R/W	Φ1 (A) CLEAR TO Φ2	Φ1 (A) CLEAR TO Φ3	Φ1 (A) CLEAR TO Φ4	Φ2 (X) CLEAR TO	Φ3 (B) R/W	Φ3 (B) CLEAR TO Φ4	Φ3 (B) CLEAR TO Φ1	Φ3 (B) CLEAR TO Φ2	Φ4 (C) R/W	Φ4 (C) CLEAR TO Φ1	Φ4 (C) CLEAR TO Φ2	Φ4 (C) CLEAR TO Φ3	FLASH
Φ1 (A)	G ↑G		Y	R	Y	R	R	R	R	R	R	R	R	Y
Φ2 (X)														
Φ3 (B)	R		R	R	R	R	G	Y	R	Y	R	R	R	R
Φ4 (C)	R		R	R	R	R	R	R	R	R	←G	Y	R	R
Φ1+4(A+C)	G		Y	R	G	G	R	R	R	R	G	G	G	R
Φ1P(AP)	*		FD	D	FD	D	D	D	D	D	D	D	D	-
Φ3P(BP)	D		D	D	D	D	*	FD	D	FD	D	D	D	-

* WHEN CALLED, TIMES STEADY WALK, THEN FLASHING DON'T WALK, THEN GOES STEADY DON'T WALK.

↑G GREEN ARROW
←G GREEN ARROW
G GREEN BALL
Y YELLOW BALL
R RED BALL
D DON'T WALK
FD FLASHING DON'T WALK

NOTE:
1- ANY ACTUATED PHASE FOR WHICH THERE IS NO CALL SHALL BE SKIPPED.

CONTROLLER SEQUENCE DIAGRAM

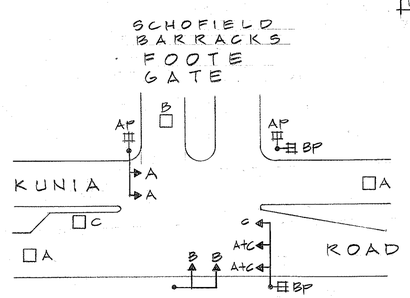

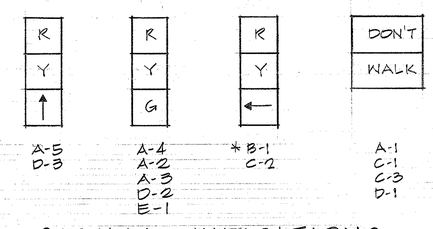

SIGNAL INDICATIONS

* PROGRAMMED VISIBILITY HEAD

THEODORE S. KAWAHIGASHI REGISTERED PROFESSIONAL ENGINEER No. 3244-E HAWAII, U.S.A.

THIS WORK WAS PREPARED BY ME OR UNDER MY SUPERVISION

Signature

STATE OF HAWAII
DEPARTMENT OF TRANSPORTATION
HIGHWAYS DIVISION

KUNIA ROAD
TRAFFIC SIGNALS
AT FOOTE GATE
FED. AID PROJ. NO. RS-0750 (4)

PLAN

SCALE: AS SHOWN DATE: JUNE 15, 1977

SHEET No. 1 OF 1 SHEETS

ORIGINAL PLAN		DATE
	SURVEY PLOTTED BY	
	DRAWN BY	
	TRACED BY	
NOTE BOOK	DESIGNED BY	
	QUANTITIES BY	
No.	CHECKED BY	

PRINTED ON NO. 1000H CLEARPRINT

Kunia Rd