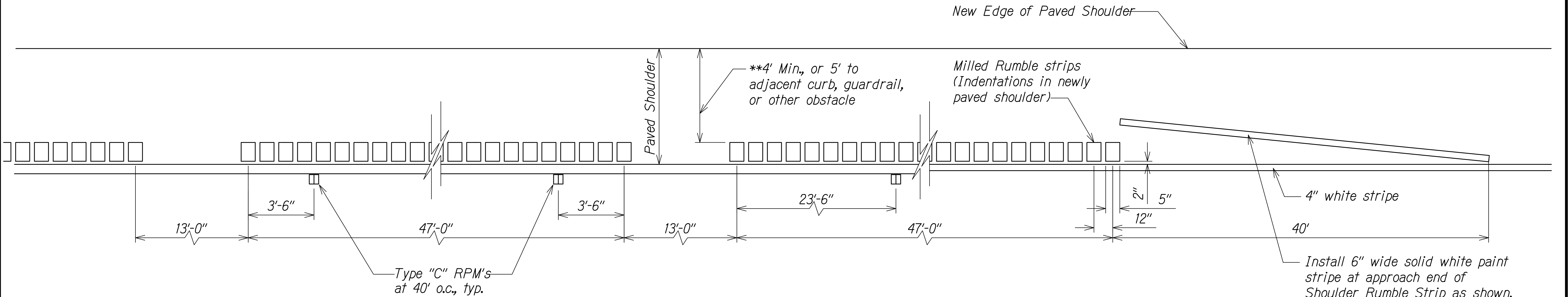
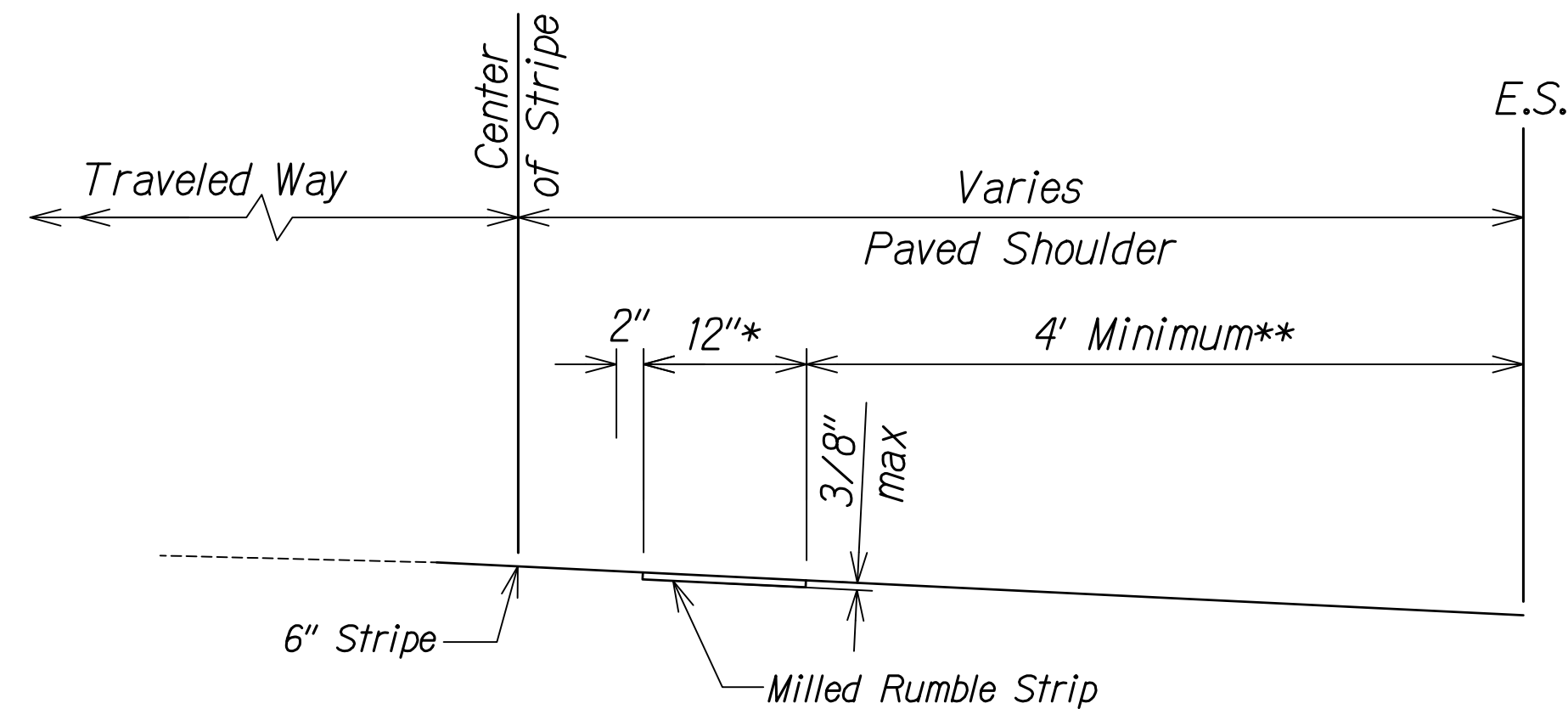


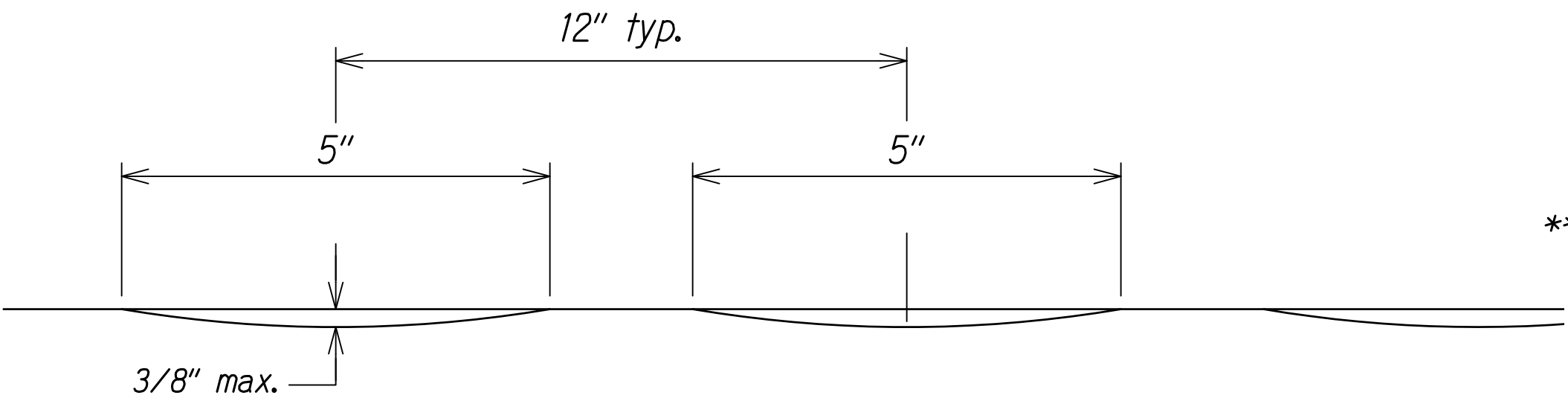
FED. ROAD DIST. NO.	STATE	FED. AID PROJ. NO.	FISCAL YEAR	SHEET NO.	TOTAL SHEETS
HAWAII	HAW	NH-099-1(031)	2020	81	125



PLAN - MILLED RUMBLE STRIP
Scale: 3/8" = 1'-0"



LONGITUDINAL SECTION - MILLED RUMBLE STRIP
Scale: 1"=1'-0"




CROSS SECTION - MILLED RUMBLE STRIP
Scale: 3"=1'-0"

NOTES :

1. Bicycle Friendly milled shoulder rumble strip shall not be installed where shoulder serves as a part time shoulder lane.
- **2. Bicycle Friendly milled shoulder rumble strip should not be used unless 4 feet of clear shoulder width for bicycle use is available between the rumble strips and the outer edge of the paved shoulder.
- *3. Length of the rumble strip may be reduced from 12" to 6" minimum where needed to meet clearance. Designer is required to coordinate with HWY-T for milled shoulder rumble strip design that is less than 12" in length.
4. Do not place Type "C" markers within 2 ft. of the 13 ft. Rumble Strip opening.
5. For median shoulders, install continuous milled shoulder rumble strip.

SHOULDER RUMBLE STRIP INSTALLATION SCHEDULE				
LEFT	RIGHT	BEGIN STATION	END STATION	LENGTH (LF)
	●	107+76	126+45	1250
	●	129+54	7+36	2521
●		105+90	252+61	12061

SURVEY PLOTTED BY	DATE
DESIGNED BY	
TRACED BY	
NOTED BY	
QUANTITIES BY	
CHECKED BY	
No.	



This work was prepared by me or under my supervision

Chad M. McDonald
MITSUNAGA & ASSOCIATES, INC. EXP. DATE 4/30/2022

NOTE: Contractor to check and verify dimensions at job before proceeding with work.

STATE OF HAWAII
DEPARTMENT OF TRANSPORTATION
HIGHWAYS DIVISION
SHOULDER RUMBLE STRIP
DETAILS AND NOTES
Kamehameha Hwy, Kanananui Rd and Wilikina Dr
Rehabilitation Weed Circle to Interstate Route H-2
Project No. NH-099-1(031)
Scale: As Noted Date: August 2020

SHEET No. **C79** OF **125** SHEETS