

NOTES: (For Work on State Streets)

1. Layout of pavement markings and striping shall be done by the Contractor and approved by the Engineer prior to any installation work.
2. Existing pavement markings not incorporated in the final traffic pattern shall be removed as directed by the Engineer. Costs shall be incidental to the various pavement marking items.
3. Raised pavement markers shall not be installed within crosswalks.
4. Final locations of all signs shall be approved by the Engineer prior to any installation work.
5. All pavement striping shall be as noted on the legend or plans.
6. Existing signs that are to be replaced, shall not be removed until new signs are installed as replacements, or the messages are no longer necessary.
7. Backing for all new regulatory and warning signs shall not be spliced.
8. State route marker symbols shall conform to details shown on the plans and as specified in the MUTCD.
9. All sign panels shall conform to Section 621 of Special Provisions and the latest editions and amendments of the following FHWA publications:
 - a. "Manual on Uniform Traffic Control Devices for Streets and Highways" (M.U.T.C.D.)
 - b. "Standard Highway Signs"
 - c. "Standard Alphabets For Highway Signs"
10. Borders, messages, arrows, symbols and shields shall conform to details as shown on the plans and as specified in the M.U.T.C.D.
11. Sign messages shall be as indicated on the plan.
12. All panels shall be reflectorized in accordance with Section 712.20 of the Standard Specifications. Minimum width of panels shall be 2 ft. abutting edges of panels shall be in only one direction if vertical abutting edges are used, no horizontal abutting edges shall be allowed and vice versa.
13. All new and relocated signs and markers installed on pipe posts, light standard or expressway sign post are to be mounted with band brackets and steel braces.
14. Existing signs not shown on these plans shall remain as posted unless otherwise directed by the Engineer. Removal and disposal of existing signs and/or posts as designated on these plans shall be incidental to the various signing items.
15. Removal of existing delineators and posts, as directed by the Engineer or shown on the plans, shall be considered incidental to the various signing items.
16. All preformed pavement marking tapes over existing pavement shall be applied with an approved primer as recommended by the tape manufacturer and as directed by the Engineer. The primer shall be allowed to dry to the tacky stage prior to tape application.
17. Removing and reinstalling existing street name signs on regulatory and warning sign post shall not be paid for separately but shall be considered incidental to the various signing items.
18. Install new Type II Object Markers on all utility poles or trees that are within the State Highway right of way and within 30 feet of the roadway edge of pavement as directed by the Engineer.
19. Final locations of all stop lines shall be approved by the Engineer prior to installation.
20. The Contractor shall notify the Traffic Signal Branch, Dept. of Transportation Services, City & County of Honolulu, 2 weeks prior to commencing any traffic signal work.
21. Dept. of Transportation Services, City & County of Honolulu, will assist the Engineer in construction inspection for the traffic signal work.
22. The exact locations of the new loop detectors shall be determined in the field by the Engineer.
23. The first letter of the Cardinal Direction words (NORTH, SOUTH, EAST, WEST) shall be 10 percent larger, rounded up to the nearest whole number size.

DESTINATION (D) SIGN NOTES: (For Work on State Streets)

1. The Contractor shall verify the locations of the existing sign panels and supports.
2. New sign panels shall be laminated aluminum or extruded aluminum.
3. Contractor shall submit all sign splicing details to the Engineer for approval. All backing for signs 4 feet by 6 feet or less shall be of one sheet.
4. Destination sign posts and foundation shall be as noted on the plans.
5. Incidental parts and services, not shown on the plans or specified but deemed necessary for the sign installation, shall be furnished and installed by the Contractor as part of the work contracted.
6. Removal and disposal of existing sign panels, posts with foundations, and supports will not be paid for separately, but shall be considered incidental to the various signing items.

TRAFFIC NOTES: (For Work on City & County Streets)

1. A permit shall be obtained from the Department of Transportation Services before work on any portion of a public street or highway may begin. Construction Traffic Control Plans approved by the Department of Transportation Services and/or the Department of Planning and Permitting must be provided when applying for the permit.
2. The Contractor shall provide, install, and maintain all necessary signs and other protective facilities, which shall conform with the "Hawaii Administration Rules Governing the Use of Traffic Control Devices at Work Sites on or Adjacent to Public Streets And Highways" adopted by the Director of Transportation, and the current U.S. Federal Highways Administration's "Manual on Uniform Traffic Control Devices for Streets and Highways, Part VI—Traffic Controls for Street and Highway Construction and Maintenance Operations."
3. Work on any city street area may be performed only between the hours of 8:30 a.m. to 3:30 p.m., Monday through Friday, unless otherwise permitted by the Department of Transportation Services.
4. During working hours, the Contractor shall provide for through traffic. During non-working hours, all trenches shall be covered with a safe non-skid bridging material and all lanes shall be open to traffic.
5. As required by the Department of Transportation Services, the Contractor shall provide off-duty police officers to control the flow of traffic.
6. Where pedestrian walkways exist, they shall be maintained in passable condition or other facilities for pedestrians shall be provided. Passage between walkways at intersections shall likewise be provided.
7. Driveways shall be kept open unless the owners of the property using these rights-of-ways are otherwise provided for satisfactorily.
8. The Contractor shall reference to the approval of the Department of Transportation Services and the Department of Planning and Permitting. All existing traffic signs, posts and pavement markings prior to the commencement of construction. The Contractor shall replace or repair all traffic signs, posts and pavement markings disturbed by his activities.
9. The Contractor shall notify the Department of Planning and Permitting at 527-5087 one (1) week prior to any work to be done on signs, posts and pavement markings.
10. No material and/or equipment shall be stockpiled or otherwise stored within street rights-of-ways except at locations designated in writing and approved by the Department of Transportation Services.
11. The State Department of Transportation shall ensure that the Contractor installs the construction traffic control devices in accordance with the M.U.T.C.D. and Hawaii Administrative Rules as specified in traffic note #2.

FED. ROAD DIST. NO.	STATE	FED. AID PROJ. NO.	FISCAL YEAR	SHEET NO.	TOTAL SHEETS
HAWAII	HAW.	STP-099-1(18)	1999	23	71


PM: STY
OPR: JSK,RGQ,CKY,RMK,*BKM,KKF
REVISED: 04/15/99

FILE: DOT95215
SCALE: 1" = 1'
BEG: 04/16/97

SURVEY PLOTTED BY	DAVE
DRAWN BY	
TRACED BY	
DESIGNED BY	
QUANTITIES BY	
CHECKED BY	
ORIGINAL PLAN	
NOTEBOOK	
No.	

APPROVED:


Chief, Traffic Review Branch, D.P.P. *aw* 6/16/99
Date



STATE OF HAWAII
DEPARTMENT OF TRANSPORTATION
HIGHWAYS DIVISION

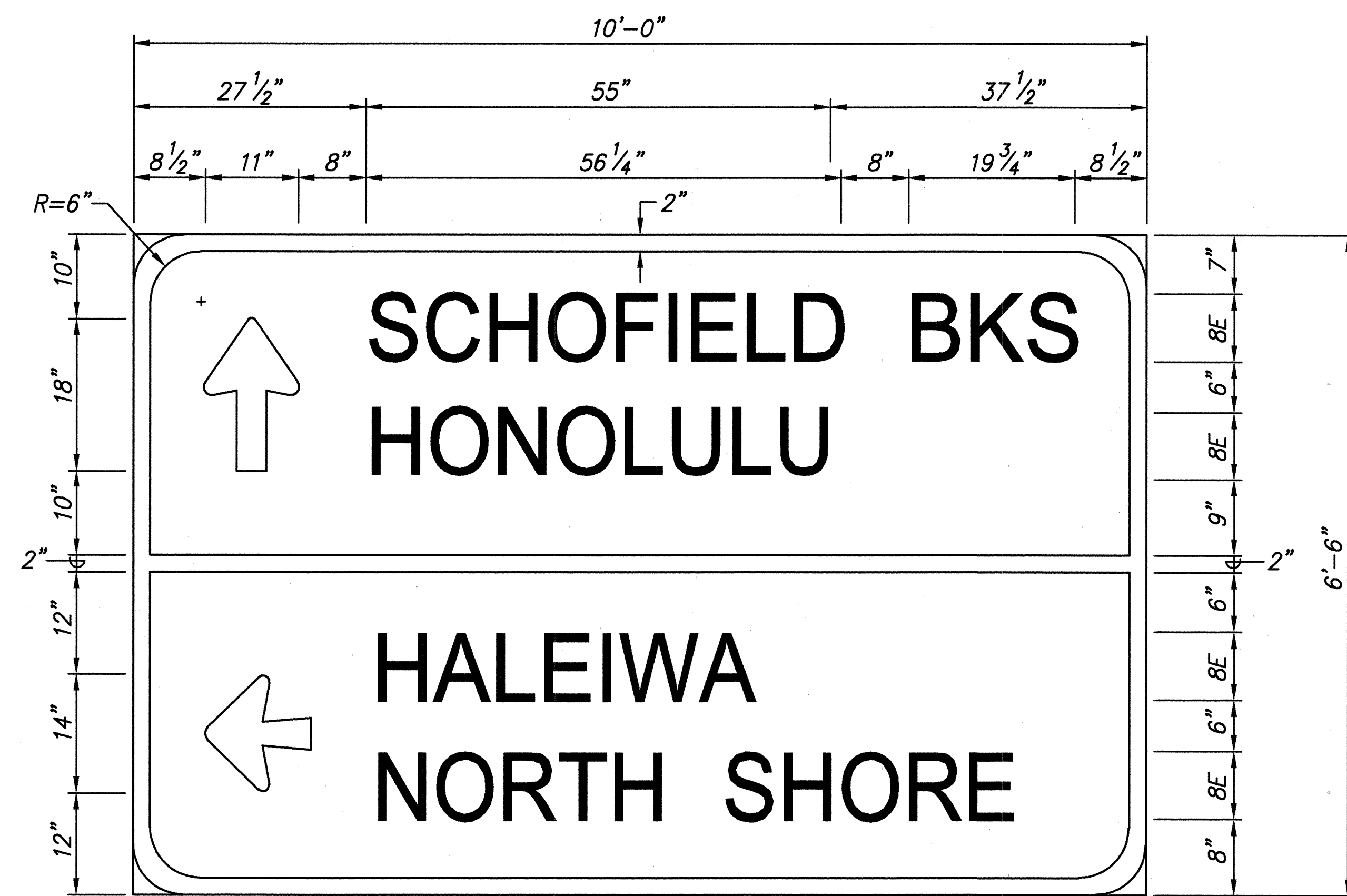
TRAFFIC NOTES

WILIKINA DR. INTERSECTION IMPROVEMENTS
AT KAMANANUI ROAD
Federal Aid Project No. STP-099-1(18)

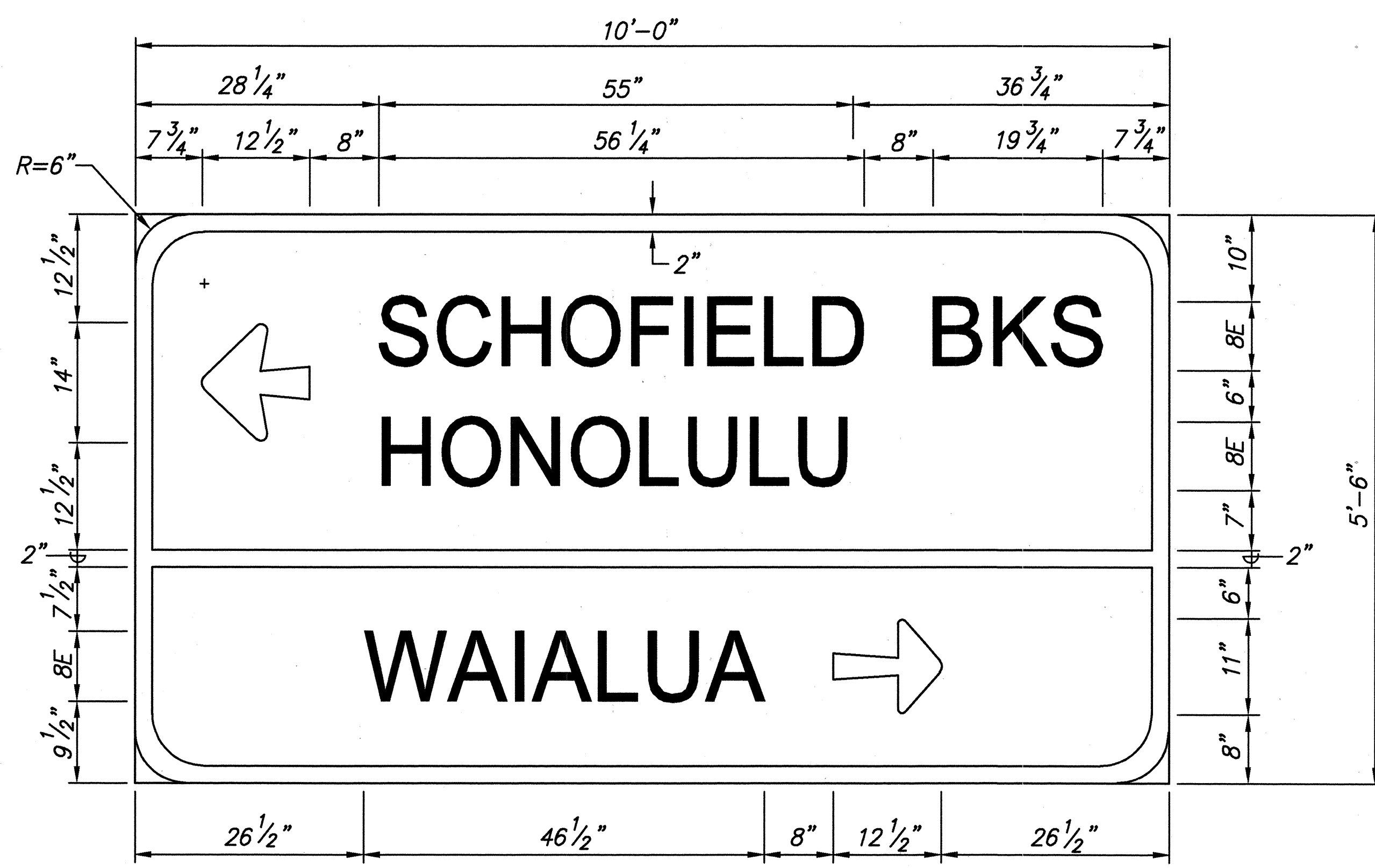
THIS WORK WAS PREPARED
BY ME OR UNDER MY
SUPERVISION

Scale: As shown Date: June 1999

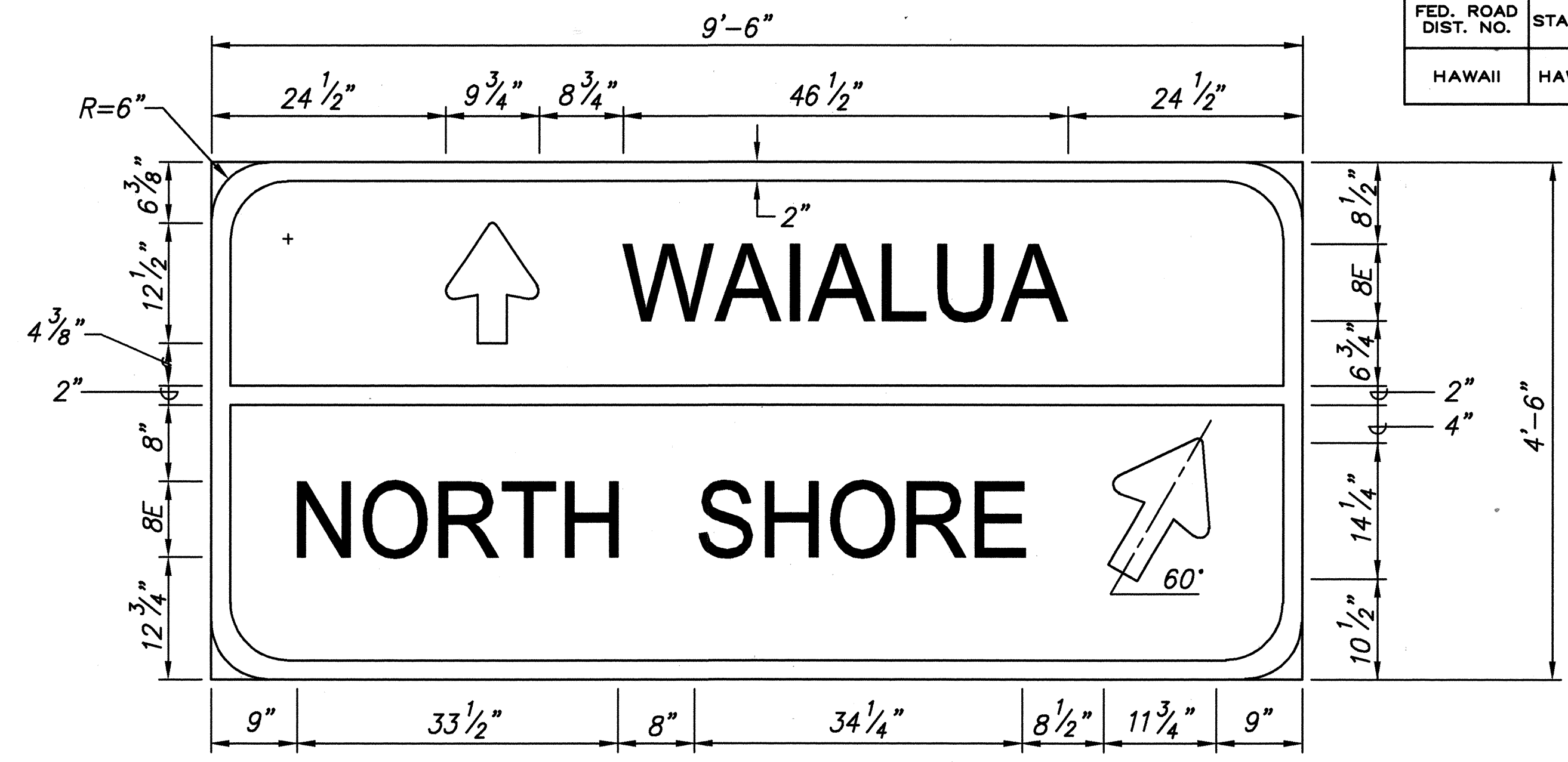
FED. ROAD DIST. NO.	STATE	FED. AID PROJ. NO.	FISCAL YEAR	SHEET NO.	TOTAL SHEETS
HAWAII	HAW.	STP-099-1(18)	1999	29	71



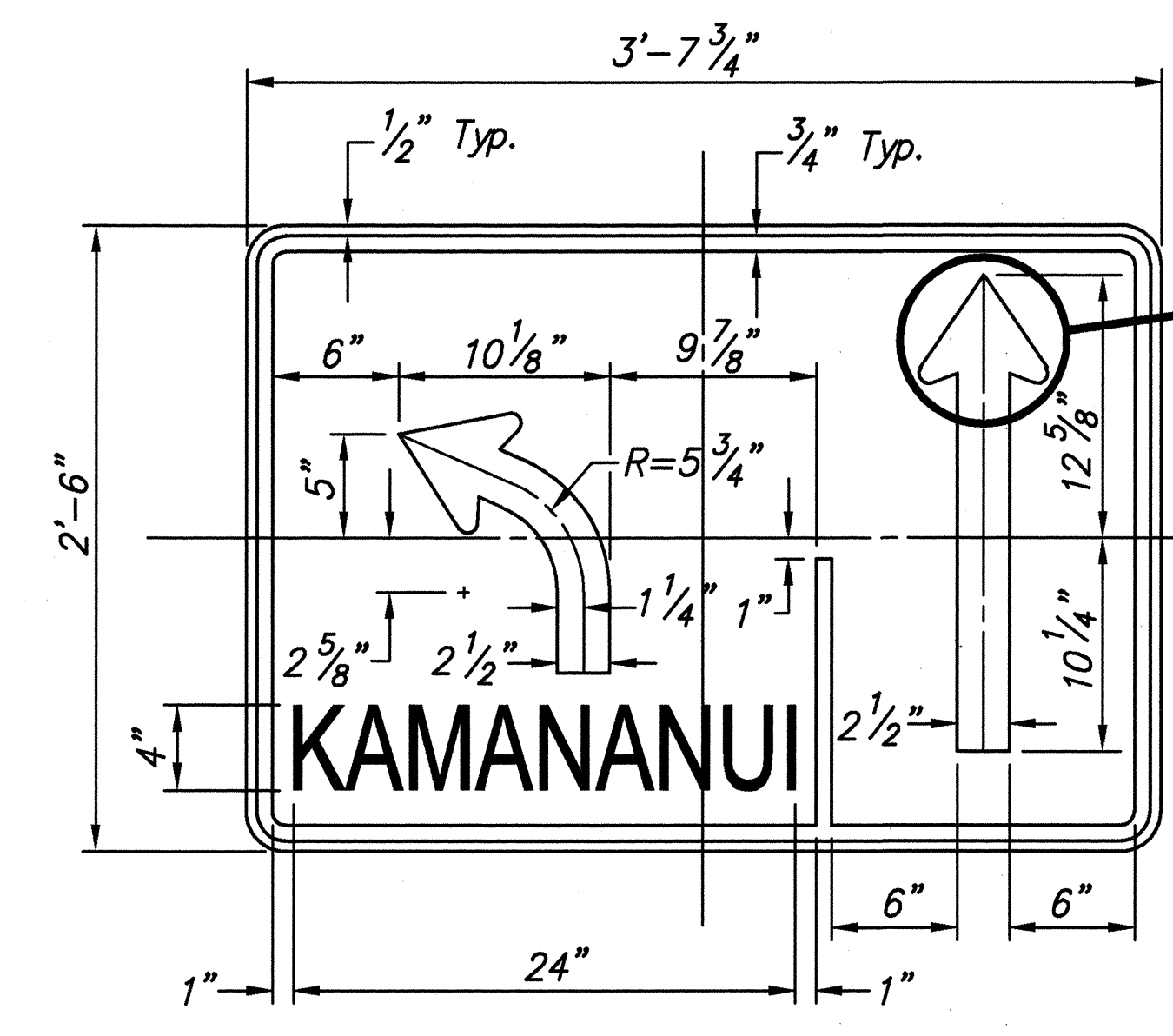
D-1
Scale: 1"=1'-0"



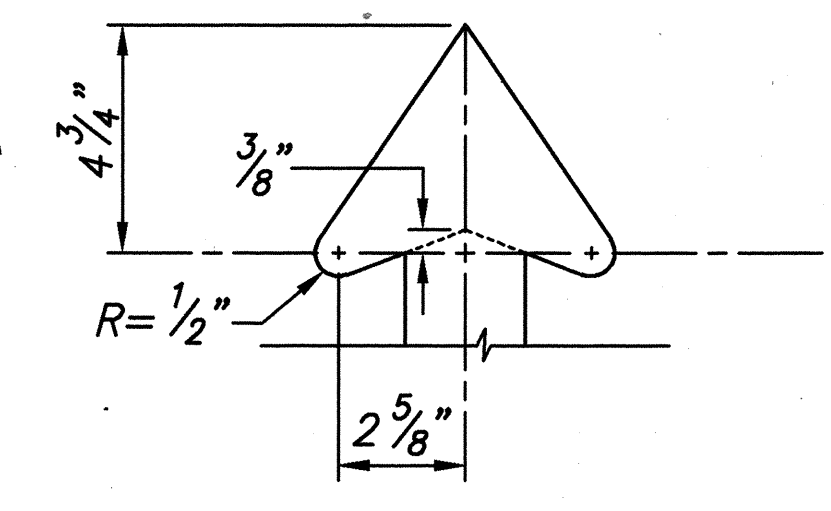
D-2 & D-3
Scale: 1"=1'-0"



D-4 & D-5
Scale: 1"=1'-0"



R3-40S
Scale: 1 1/2"=1'-0"




Arrowhead Detail
Scale: 3"=1'-0"

GENERAL NOTES

- All signs shall conform to section 621 of the Special Provisions and the latest editions amendments of the following FHWA publications:
 - "Manual on Uniform Traffic Control Devices for Streets and Highways" (MUTCD)
 - "Standard Highway Signs"
 - "Standard Alphabets for Highway Signs"
- Borders, messages, arrows, symbols and shield conform to details as shown on the plans and as specified in the MUTCD.
- Signs messages shall be as indicated on the plans.
- All panels shall be reflectorized in accordance with Section 712.20 of the Standard Specifications
- The height and lateral location of signs shall conform to details as shown in Std. Plan TE-01

DATE	
DESIGNED BY	
CHECKED BY	
NO.	

PM: STY
OPER: CKY,KKE,RGO,MSM
REVISION: 05/25/99
FILE: DOT95242
SCALE: 1"=1'-0"
BEG: 08/09/97



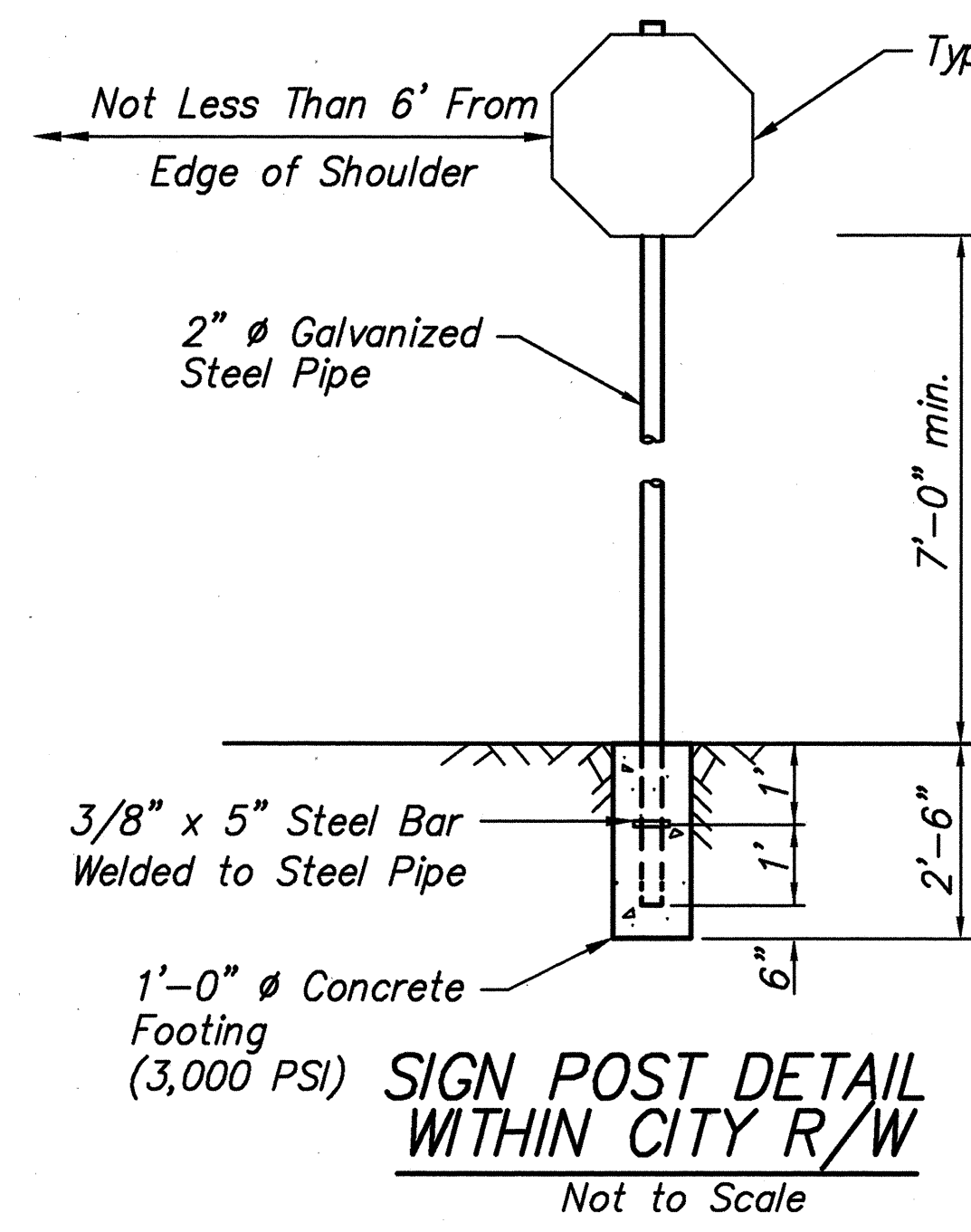
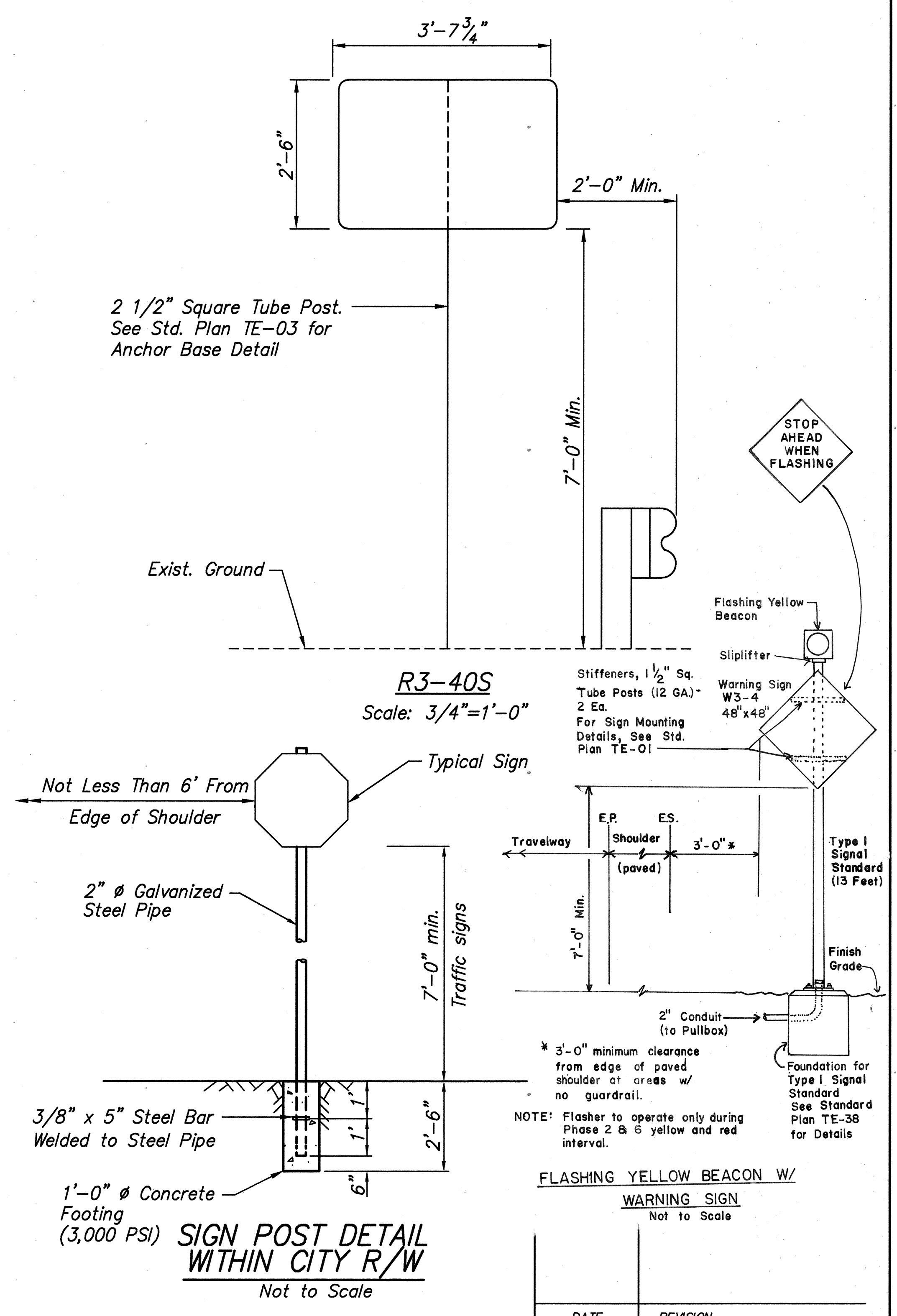
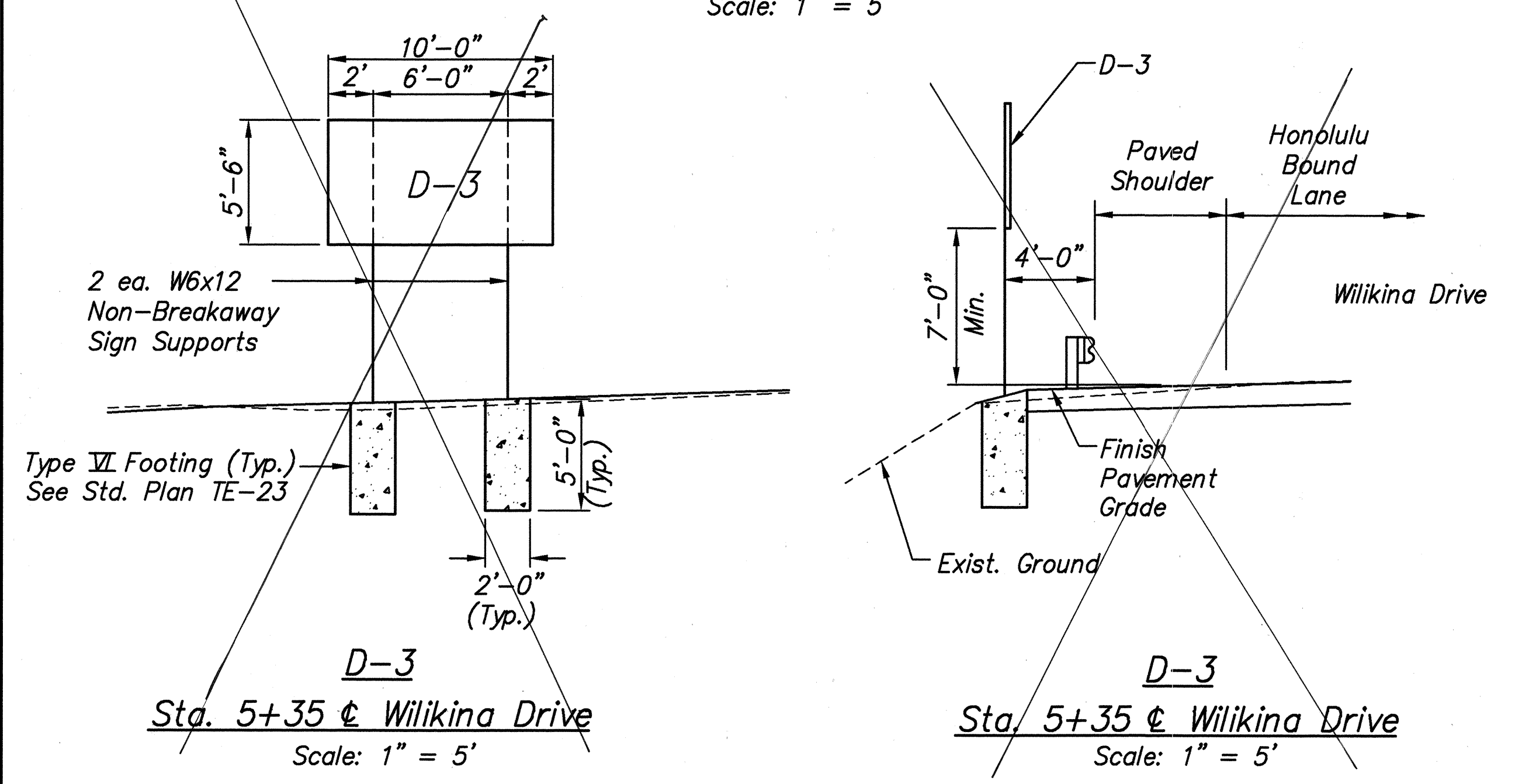
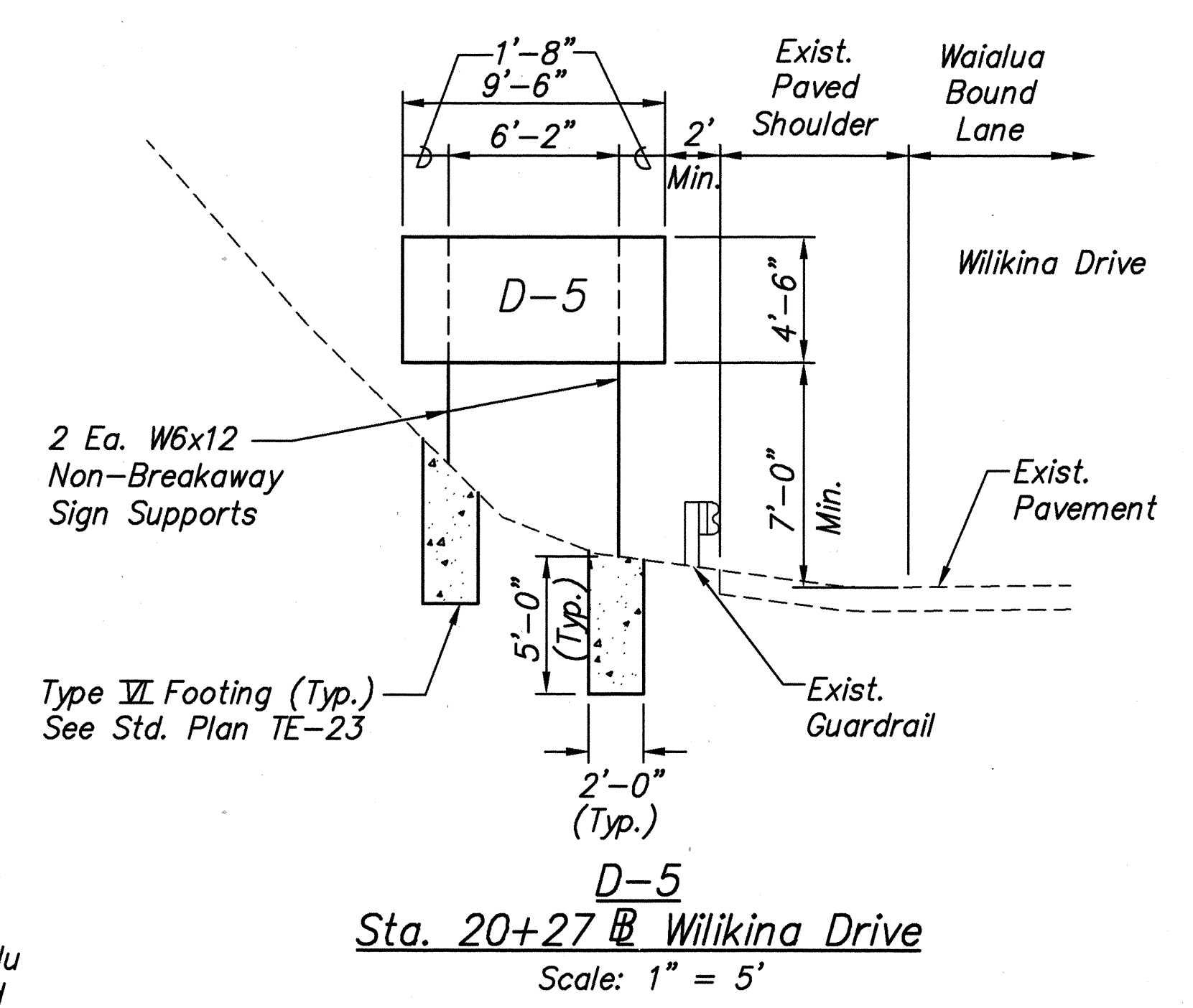
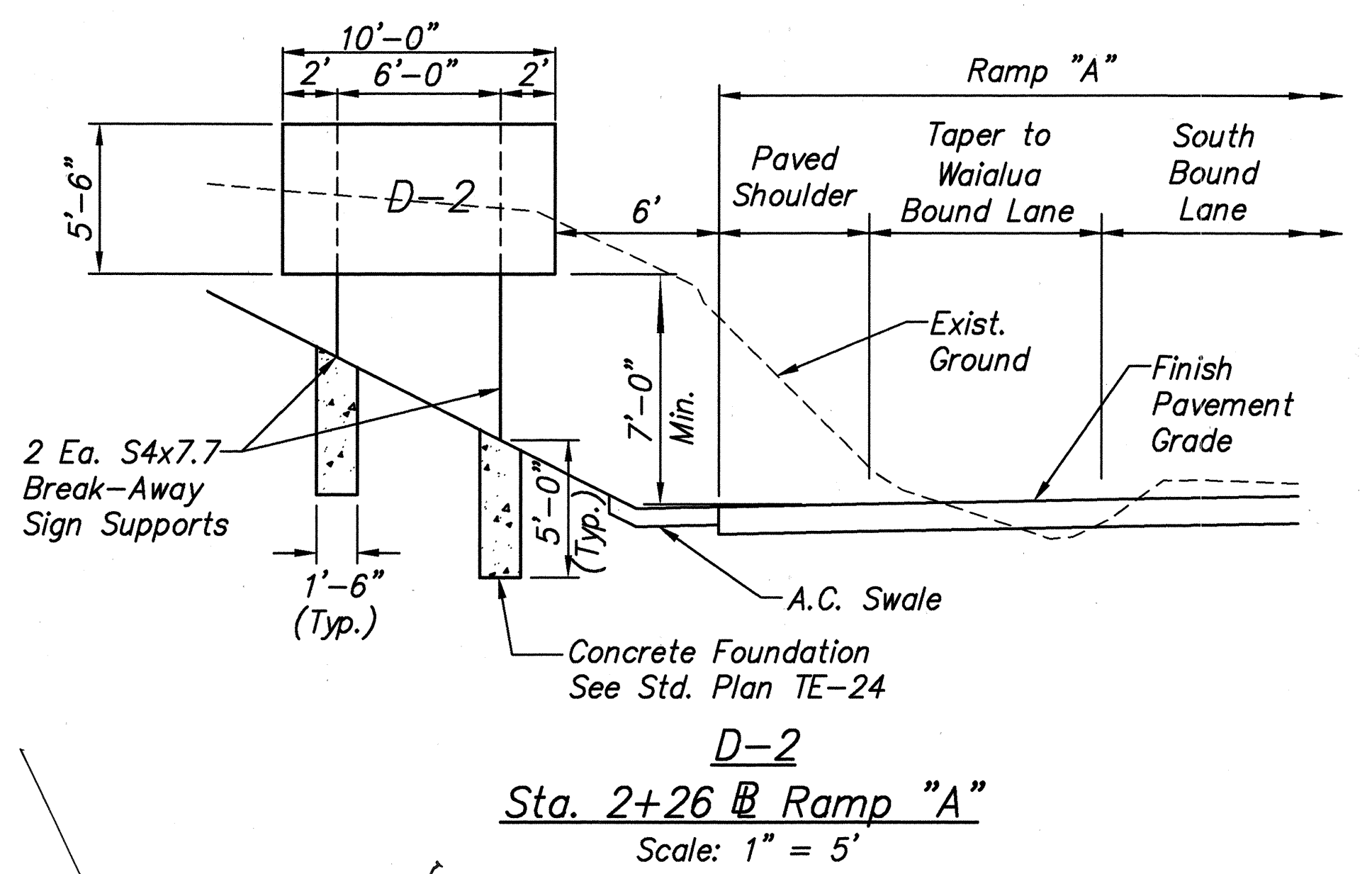
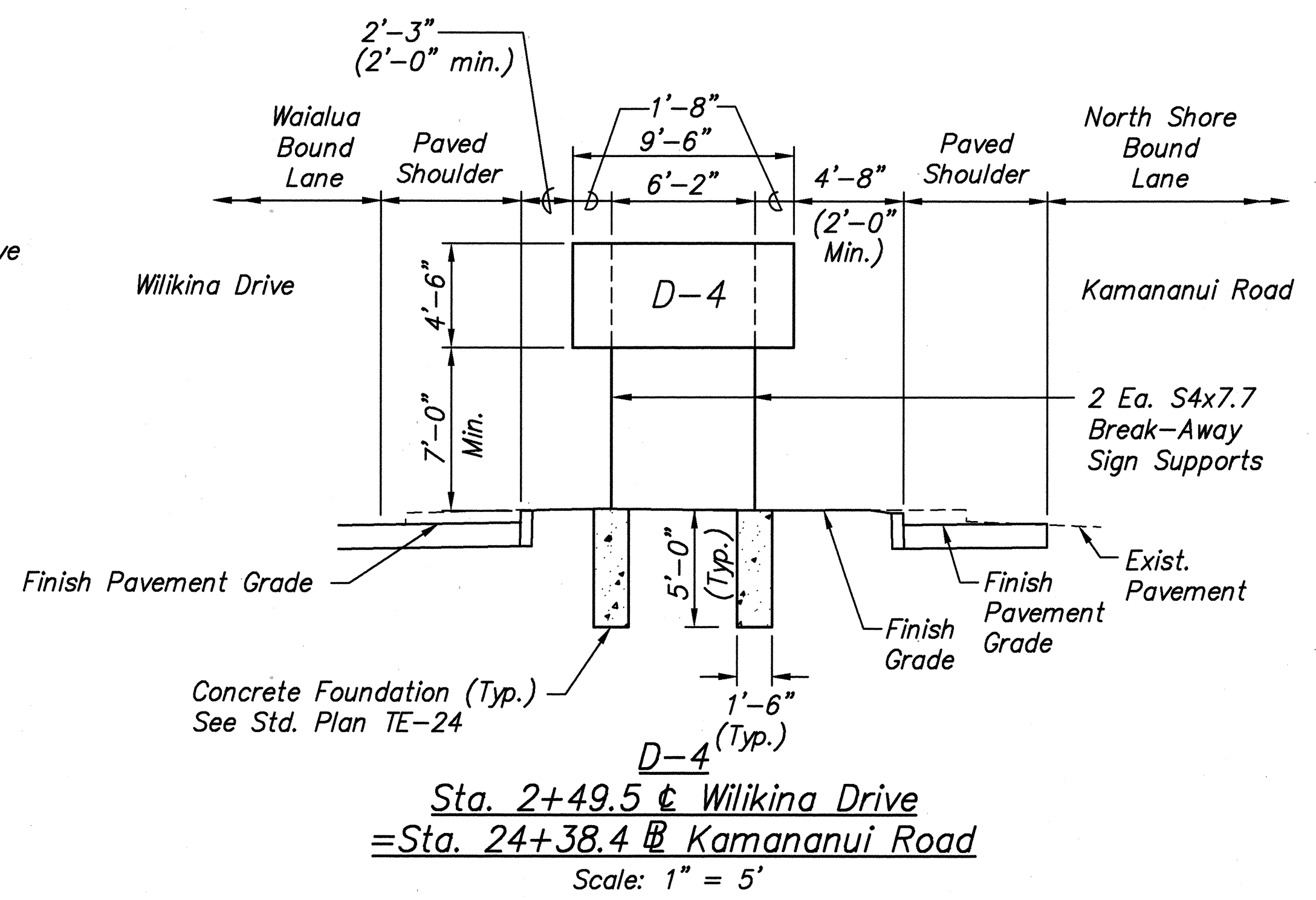
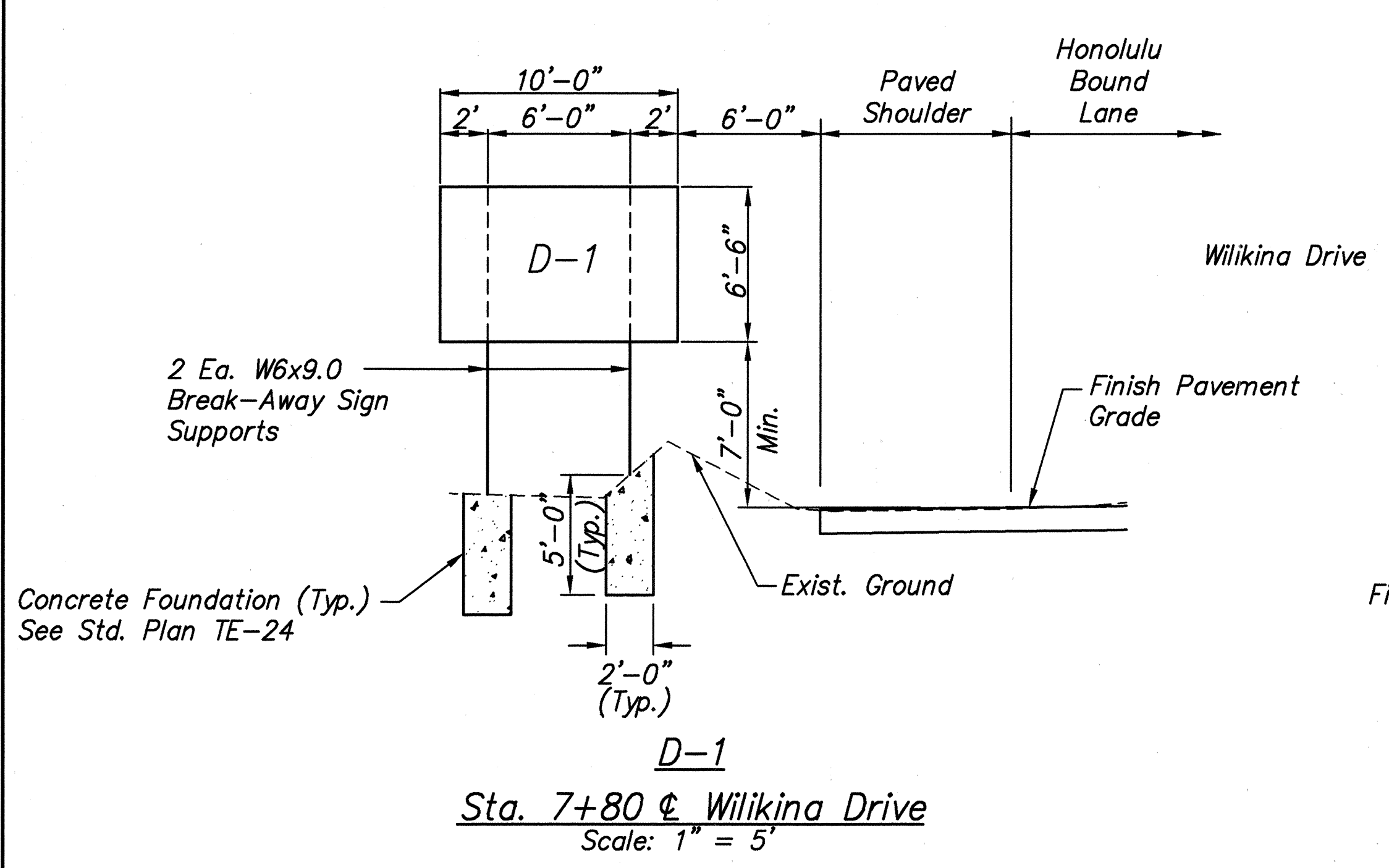
STATE OF HAWAII
DEPARTMENT OF TRANSPORTATION
HIGHWAYS DIVISION

SIGN PANEL LAYOUT

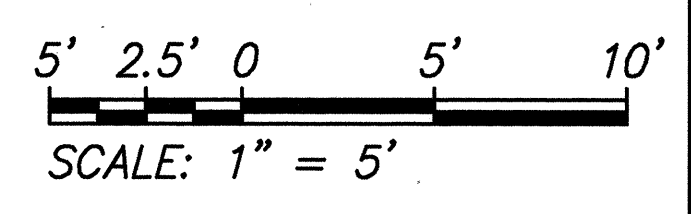
WILIKINA DR. INTERSECTION IMPROVEMENTS
AT KAMANANUI ROAD
Federal Aid Project No. STP-099-1(18)

Scale: As shown Date: June 1999


FED. ROAD DIST. NO.	STATE	FED. AID PROJ. NO.	FISCAL YEAR	SHEET NO.	TOTAL SHEETS
HAWAII	HAW.	STP-099-1(18)	1999	30	71



- NOTE:**
- Square tube posts shall be as specified in the Special Provisions
 - Sign panel shall be attached to square tube post with 5/16" galv. bolt, nut, lock washer & 7/8" x 0.06" stainless steel flat washer with neoprene rubber gasket.



APPROVED: _____
 Chief, Traffic Review Branch, D.P.P. *rw* Date: 6/16/99



STATE OF HAWAII
 DEPARTMENT OF TRANSPORTATION
 HIGHWAYS DIVISION
DESTINATION SIGN FRAME LAYOUT
 WILIKINA DR. INTERSECTION IMPROVEMENTS
 AT KAMANANUI ROAD
 Federal Aid Project No. STP-099-1(18)
 Scale: As shown Date: June 1999

DATE: _____
 SURVEY PLOTTED BY: _____
 DRAWN BY: _____
 CHECKED BY: _____
 ORIGINAL PLAN NO. _____
 REVISIONS: _____

PM: STY
 OPER: CKY, KKF, RQ, SAI, *MSM
 REVISION: 06/02/99

FILE: DOT95243
 SCALE: 1" = 5'
 BEG: 08/09/97