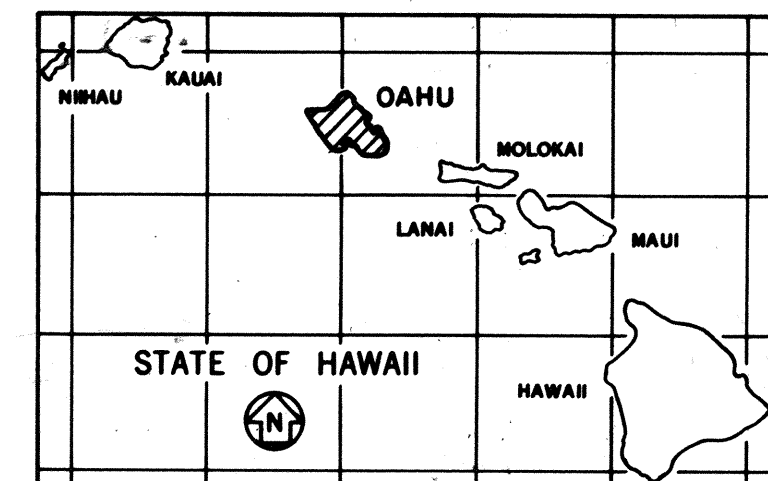


[illegible]

STATE OF HAWAII  
DEPARTMENT OF TRANSPORTATION  
HIGHWAYS DIVISION  
HONOLULU, HAWAII



"AS-BUILT"  
PLANS FOR  
KAMEHAMEHA HIGHWAY TRAFFIC SIGNALS  
AT WAIKALANI DRIVE  
PROJECT NO. 99C-02-87

 FEDERAL AID PROJECTS PREVIOUSLY CONSTRUCTED  
OR UNDER CONSTRUCTION

NO SIGNIFICANT CHANGES WERE MADE DURING CONSTRUCTION ON THESE PLANS EXCEPT CHANGES IN THE ORIGINAL THEORETICAL QUANTITIES. FOR ACTUAL QUANTITIES, REFER TO PROJECT LEDGER AND/OR COMPUTATION BOOK.

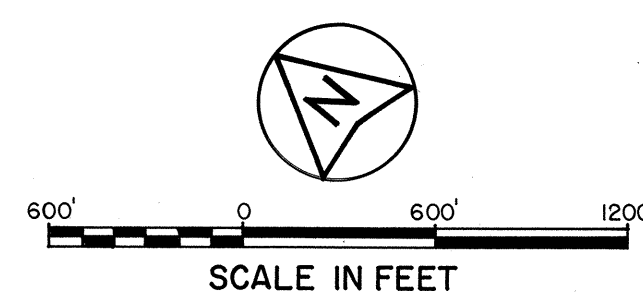
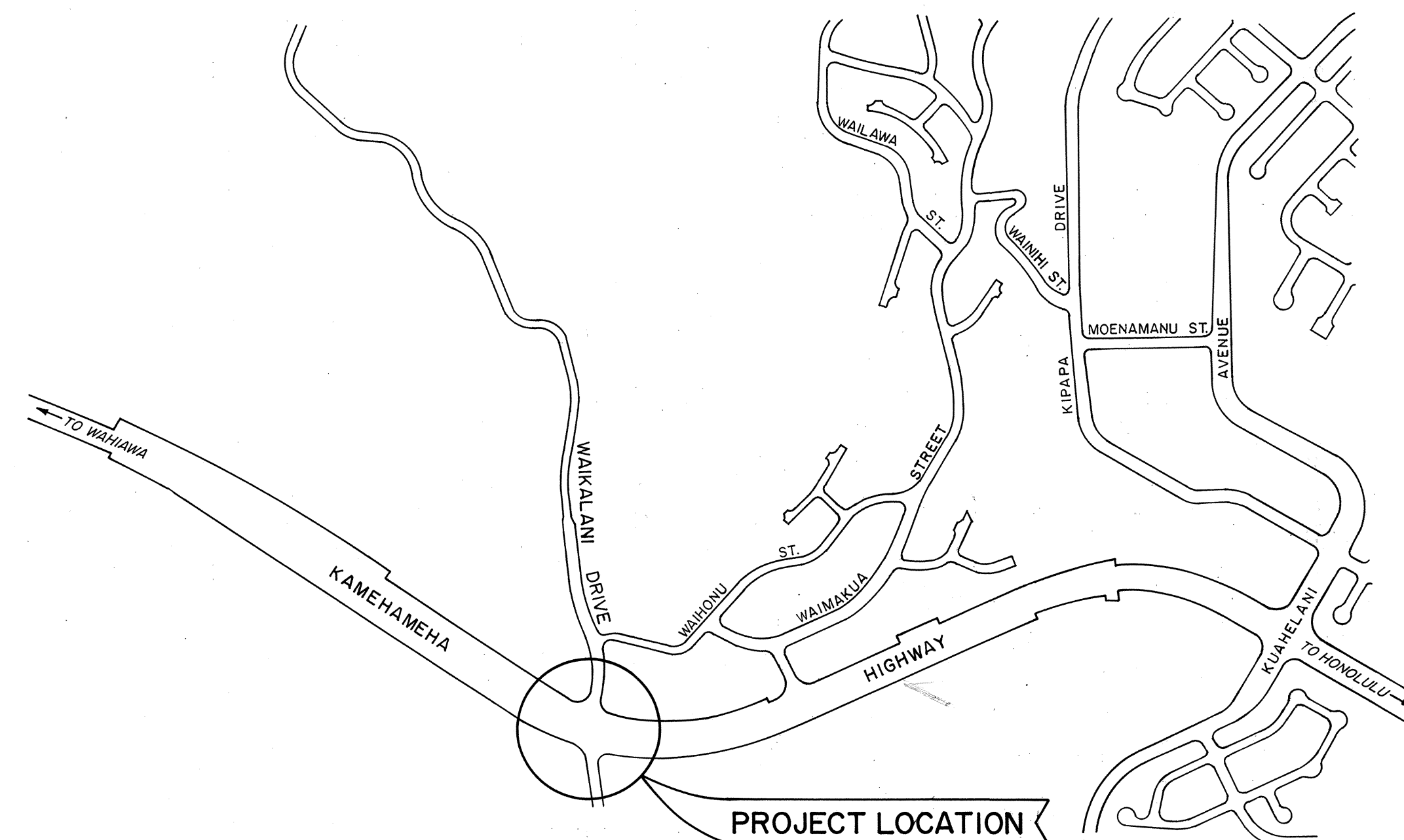
Michael Dmiga  
RESIDENT ENGINEER

5/30/90  
DATE

DEPARTMENT OF TRANSPORTATION  
STATE OF HAWAII

**APPROVED:**

Edward J. Jurek 5/29/80  
DIR. OF TRANSPORTATION DATE



# LAYOUT PLAN

SHIMABUKURO, ENDO & YOSHIZAKI, INC.  
1126 12TH AVE. HONOLULU, HI  
DESIGNED BY  
FRED ABESHIWA  
P. S. & E. BY  
548-4942  
PHONE  
MAY 1988  
DATE