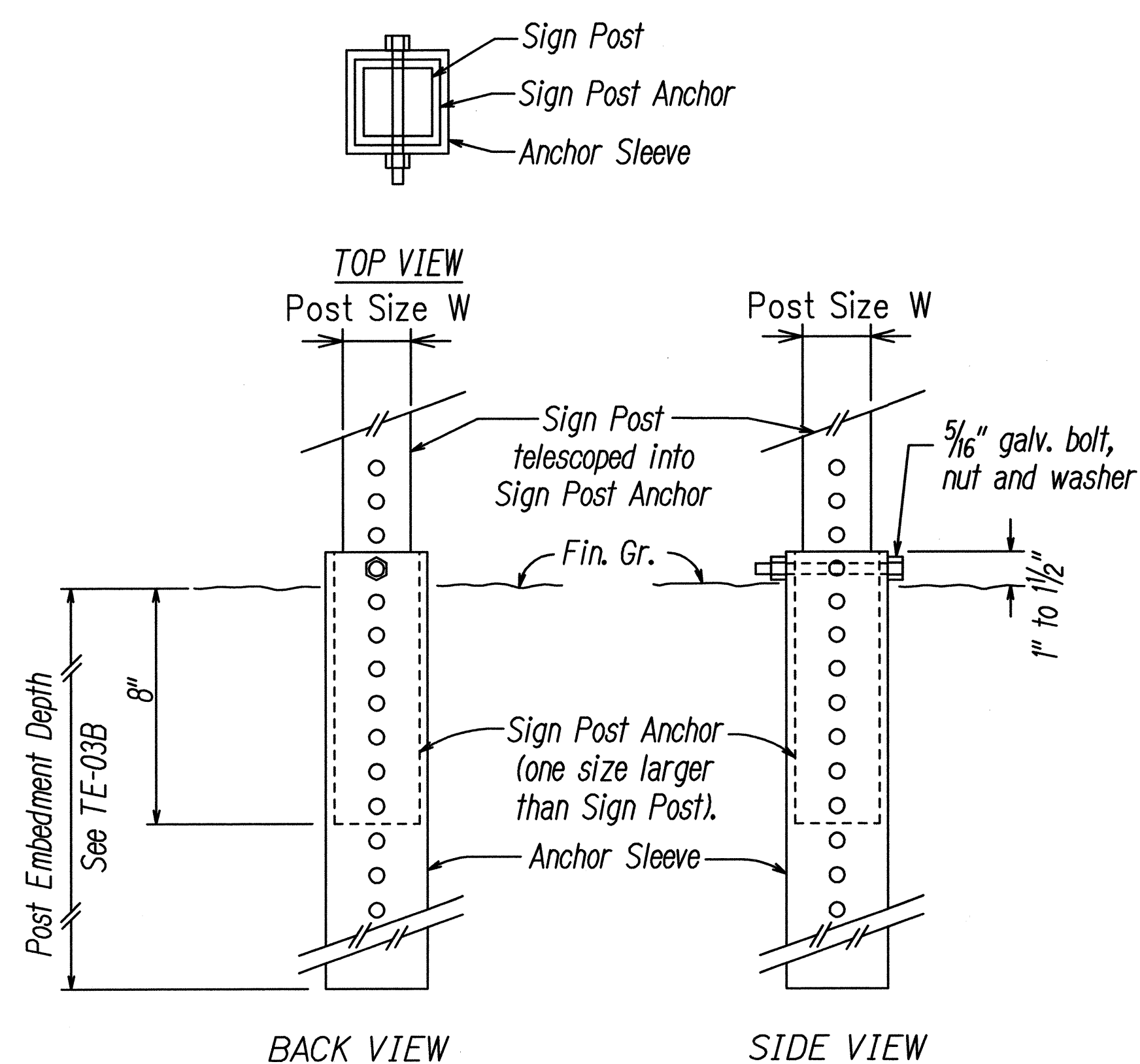


"A" or "A,"	"C"	"C,"
Less than 36"	6"	-
Greater than 36" and less than 48"	9"	19"
Greater than 48"	12"	24"

NOTE: Frame stiffeners are required when D is greater than 24"
See General Notes.

TYPICAL INSTALLATION



ANCHOR BASE DETAIL

GENERAL NOTES

1. Design Specifications:
 - (A) Design shall conform w/ the latest AASHTO Standard Specifications for the Structural Supports for Highway Signs, Luminaires & Traffic Signals and its interim supplements and modifications by the Highways Division, Department of Transportation State of Hawaii.
 - (B) Latest HDOT Memorandum with subject title "Design Criteria for Bridges and Structures."
2. Loads:
 - (A) Basic Wind Speed: 105 mph.
 - (B) Recurrence Interval of 10 years.
3. Materials:
 - (A) Post shall conform to the Standard Specifications.
 - (B) All connection bolts shall be AASHTO M164 bolts and anchor bolts shall be AASHTO M314-105 bolt.
 - (C) Lap splice nuts and bolts shall be M180, with an ultimate tensile strength of 180 ksi, min.
 - (D) Aluminum members and surfaces in contact with structural steel shall be isolated with neoprene material as approved by the Engineer.
4. General:
 - (A) See General Notes on B-01, TE-01, and TE-03B for additional information.
 - (B) All posts shall be 12 gage unless otherwise specified or shown on the plans.
 - (C) Square tube posts shall be perforated with $\frac{7}{16}$ " ϕ holes, 1" o.c., 4 sides, along entire length of post.
 - (D) All accessories, fittings and stiffener details (as required) shall be submitted to the Engineer for approval 20 days prior to installation.
 - (E) Alternate designs in accordance with the plans and specifications shall use the Service Load Design Method and shall be stamped by a registered structural engineer of the State of Hawaii and submitted to the Engineer for approval.
 - (F) All sign support posts shall be outside of the clear zone or shielded by an appropriate traffic barrier system. The traffic barrier system shall be submitted to the Engineer for his approval.
 - (G) The Contractor shall use templates while installing the anchor bolts. Anchor bolts shall be vertical.
 - (H) Excavation and backfill shall be considered incidental to the cost of the sign foundation.

ORIGINAL PLAN	SURVEY PLOTTED BY _____ DATE _____
NOTE BOOK	DRAWN BY <u>χ</u> * <u>χ</u>
<i>tdln</i>	TRACED BY _____
<i>χ/kingstonsm</i>	DESIGNED BY <u>χ</u> _____
	QUANTITIES BY _____
	CHECKED BY _____

STATE OF HAWAII
DEPARTMENT OF TRANSPORTATION
HIGHWAYS DIVISION

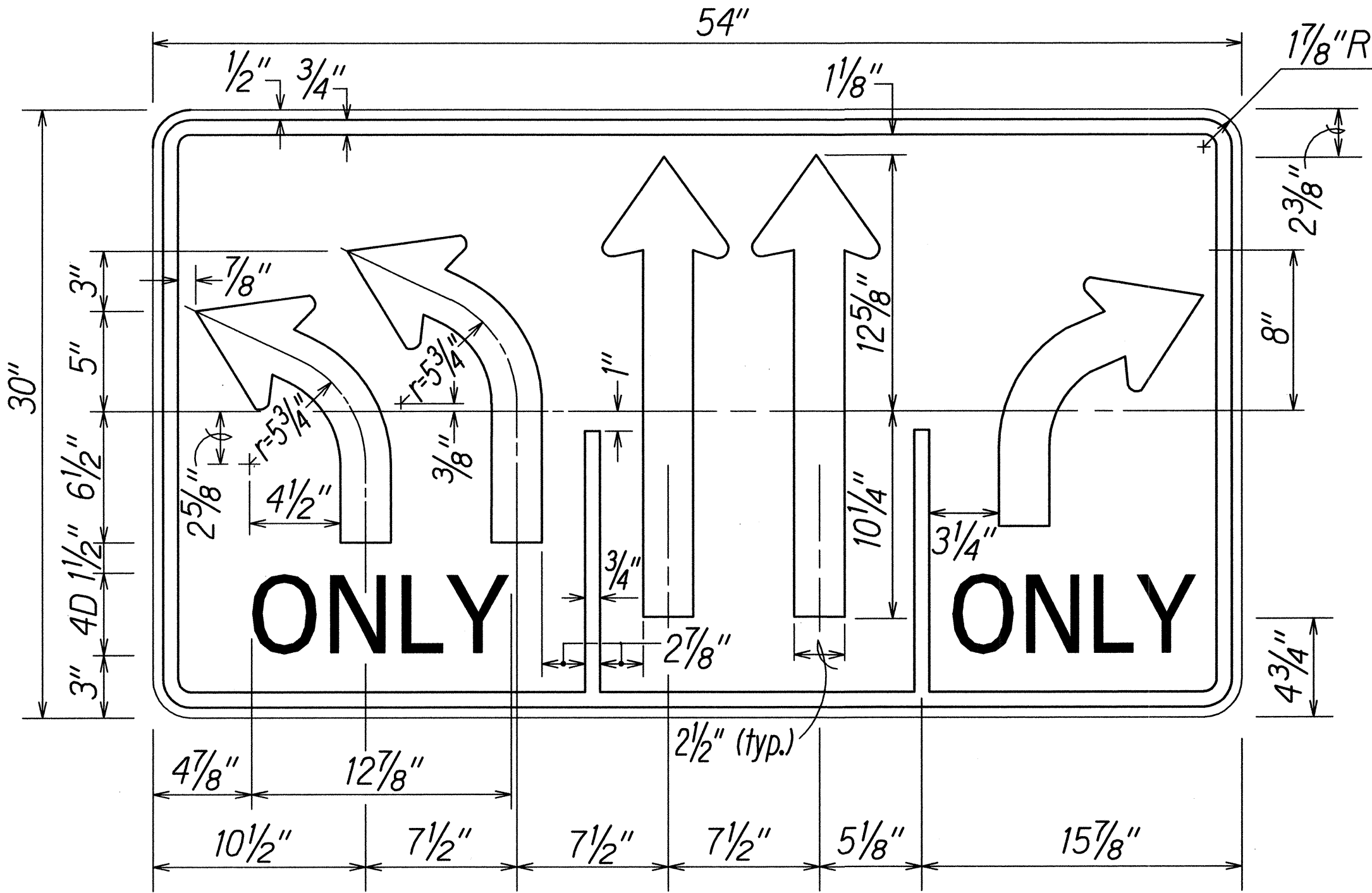
GALVANIZED SQUARE TUBE
SIGN POST MOUNTING

KAMEHAMEHA HIGHWAY RESURFACING
Vicinity of Ka Uka Boulevard
to Vicinity of Waihau Street
Federal Aid Project No. NH-099-1(029)

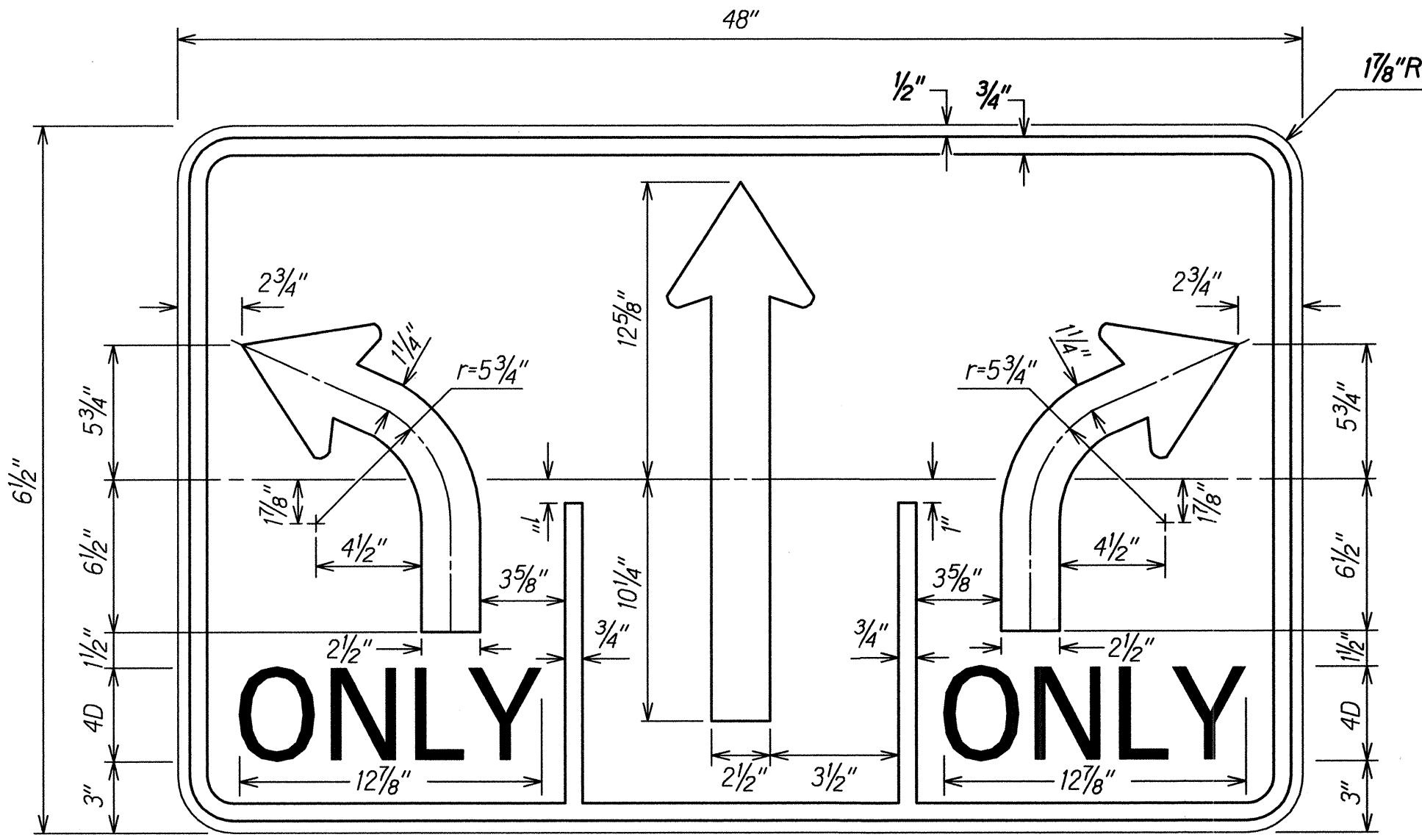
Not to Scale *Date: Sept. 2013*

SHEET No. 721 OF 24 SHEETS

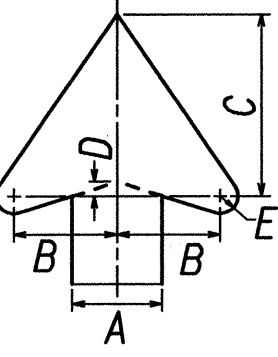
FED. ROAD DIST. NO.	STATE	FED. AID PROJ. NO.	FISCAL YEAR	SHEET NO.	TOTAL SHEETS
HAWAII	HAW.	NH-099-1(029)	2014	82	84



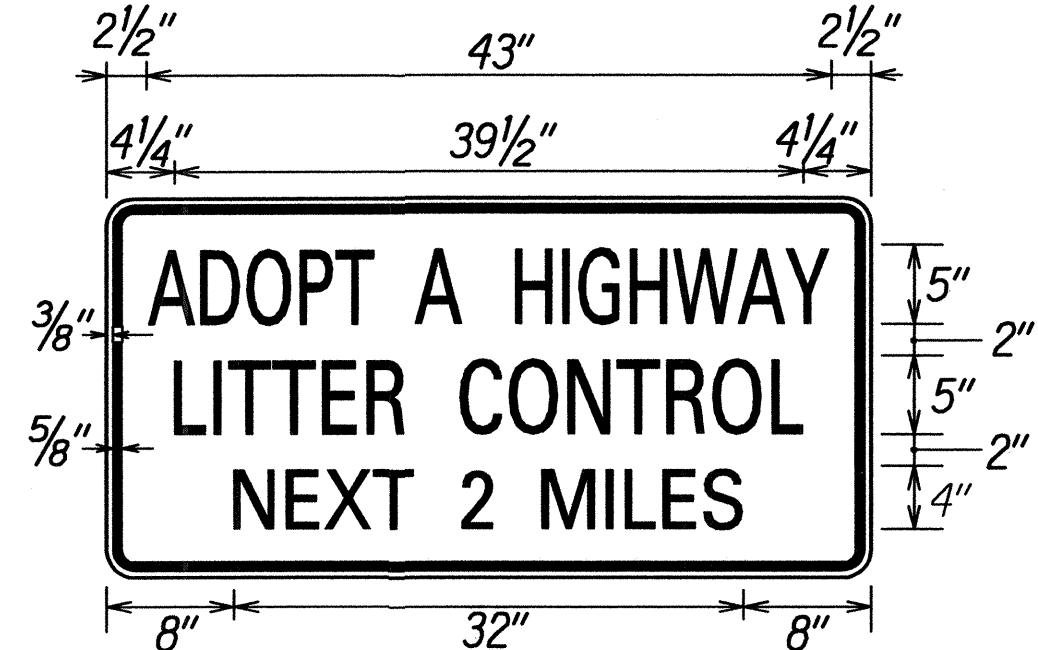
R3-38
Not to Scale



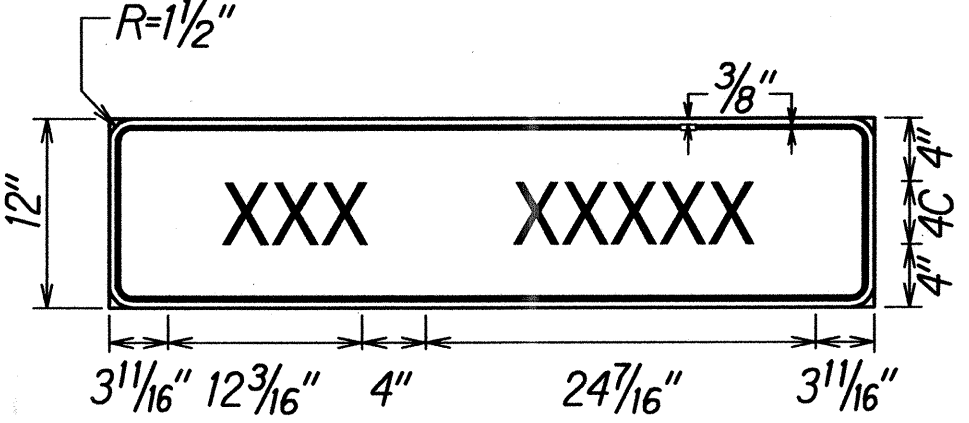
R3-44
Not to Scale



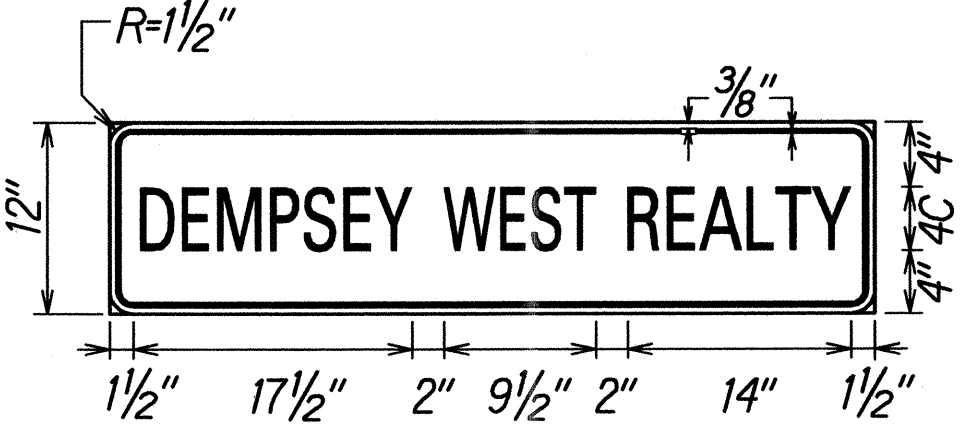
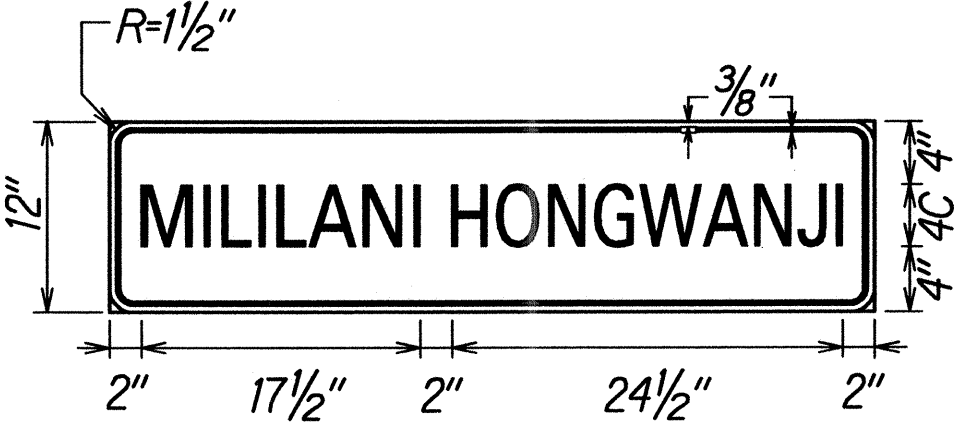
ARROW DIMENSIONS (inches)				
A	B	C	D	E
2 1/2	2 7/8	5 1/16	3/8	1/2



D-21
Not to Scale
Colors: Blue on White



D-22
Not to Scale
Colors: Blue on White



STATE OF HAWAII
DEPARTMENT OF TRANSPORTATION
HIGHWAYS DIVISION

MISCELLANEOUS SIGN DETAILS

KAMEHAMEHA HIGHWAY RESURFACING
Vicinity of Ka Uka Boulevard
to Vicinity of Waihau Street
Federal Aid Project No. NH-099-1(029)

Scale: As Noted Date: Sept. 2013

SHEET No. T22 OF 24 SHEETS