FED. ROAD DIST. NO	STATE	FED. AID PROJ. NO.	FISCAL YEAR	SHEET NO.	TOTAL SHEETS
HAWAII	HAW.	I-HI-1(69)8	1968	65	149

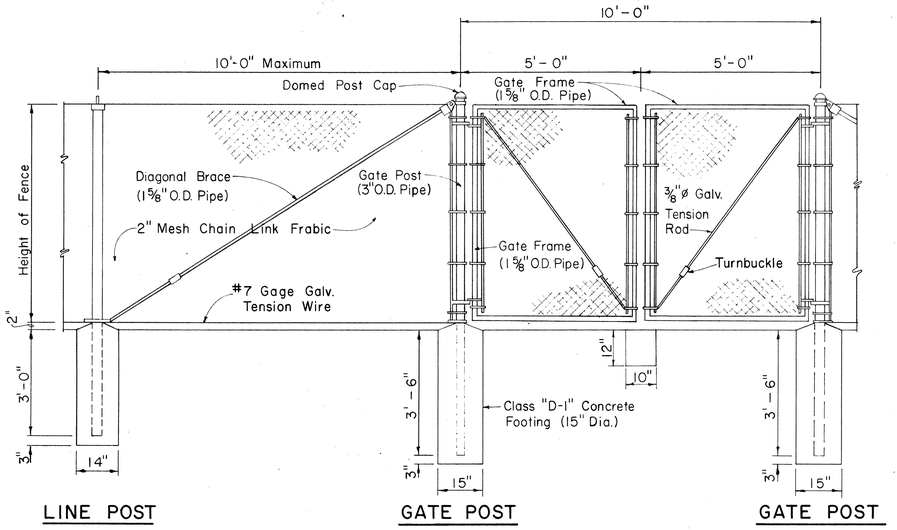

NOTE: 1. Gate fork latch and lock, flush plate and anchor, and plunger shall be installed with Gates, and shall be considered as incidental to 10 feet Chain Link Fence.

2. Gate frames shall be mitered and welded at corners.

3. Fence detail not shown shall be in accordance with the Standard Specifications.

DETAIL OF 10 FT. CHAIN LINK GATE

Scale: 1/2" = 1'-0"

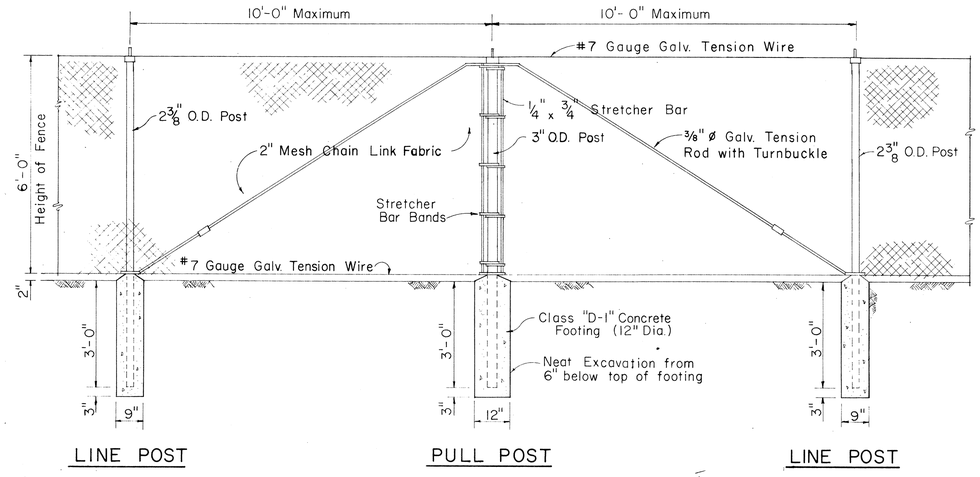

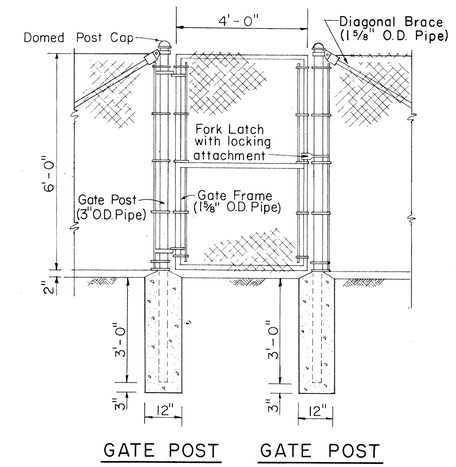

DETAIL OF 4 FT. CH. LK. GATE

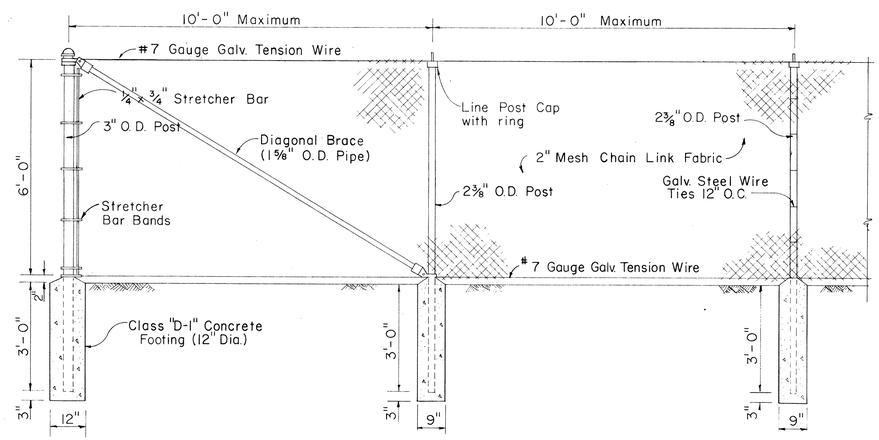

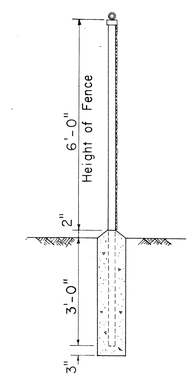

TYPICAL SECTION

NOTE: O.D. refers to outside diameter.

CHAIN LINK FENCE DETAILS

Scale: 1/2" = 1'-0"

ORIGINAL PLAN	SURVEY PLOTTED BY	DATE
	DRAWN BY	"
	TRACED BY	"
	DESIGNED BY	"
NOTE BOOK	QUANTITIES BY	"
No.	CHECKED BY	"

STATE OF HAWAII
DEPARTMENT OF TRANSPORTATION
HIGHWAYS DIVISION

STANDARD DETAILS

CHAIN LINE FENCE DETAILS

Scales: As Noted Date: Oct. 1968

SHEET No. 1 OF 1 SHEETS

125 IMPERIAL TRACING CLOTH 10-62