

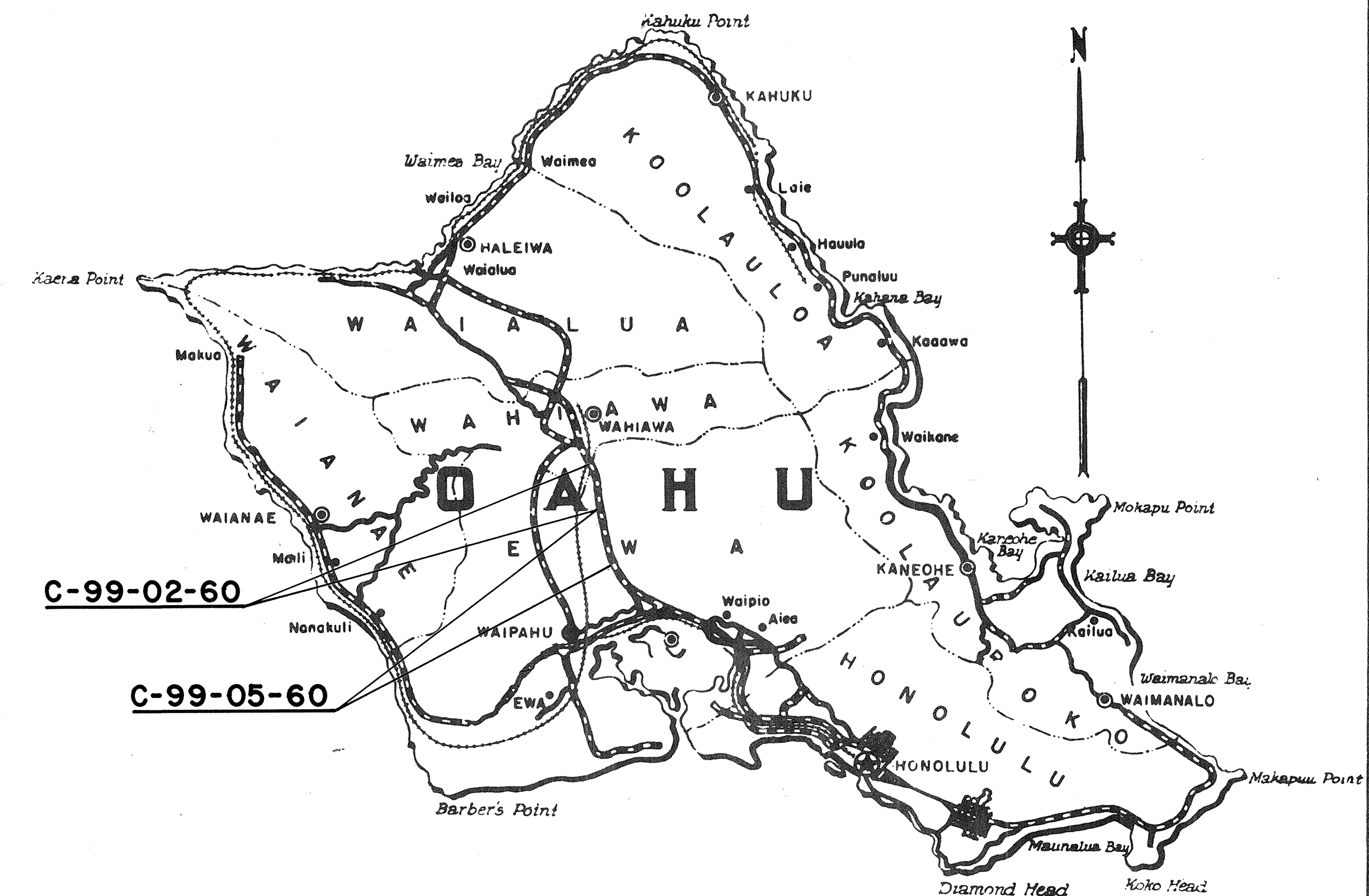
INDEX TO DRAWINGS	
SHEET NO.	DESCRIPTION
1	TITLE SHEET
2	TYPICAL SECTIONS
3	GRADE PLAN
4-8	CABLE-CHAIN LINK BARRIER

STATE OF HAWAII  
DEPARTMENT OF TRANSPORTATION  
DIVISION OF HIGHWAYS  
HONOLULU, HAWAII  
AS BUILT  
PLANS FOR

**THE RECONSTRUCTION & RESURFACING  
OF PORTION OF KAMEHAMEHA HIGHWAY  
& INSTALLATION OF CABLE-CHAIN LINK BARRIER  
(KIPAPA GULCH TO WAIKAKALAU GULCH)  
PROJ. NO. C-99-05-60**

**AND**

**THE RECONSTRUCTION & RESURFACING  
OF PORTION OF KAMEHAMEHA HIGHWAY  
(WAIKAKALAU GULCH TO WAHIAWA ARMORY)  
PROJ. NO. C-99-02-60**



### Federal Aid Projects Previously Constructed Or Under Construction


**NOTE :**

ALL CHANGES MADE DURING  
CONSTRUCTION HAVE BEEN  
NOTED IN THESE TRACINGS  
IN RED AND CHECKED BY

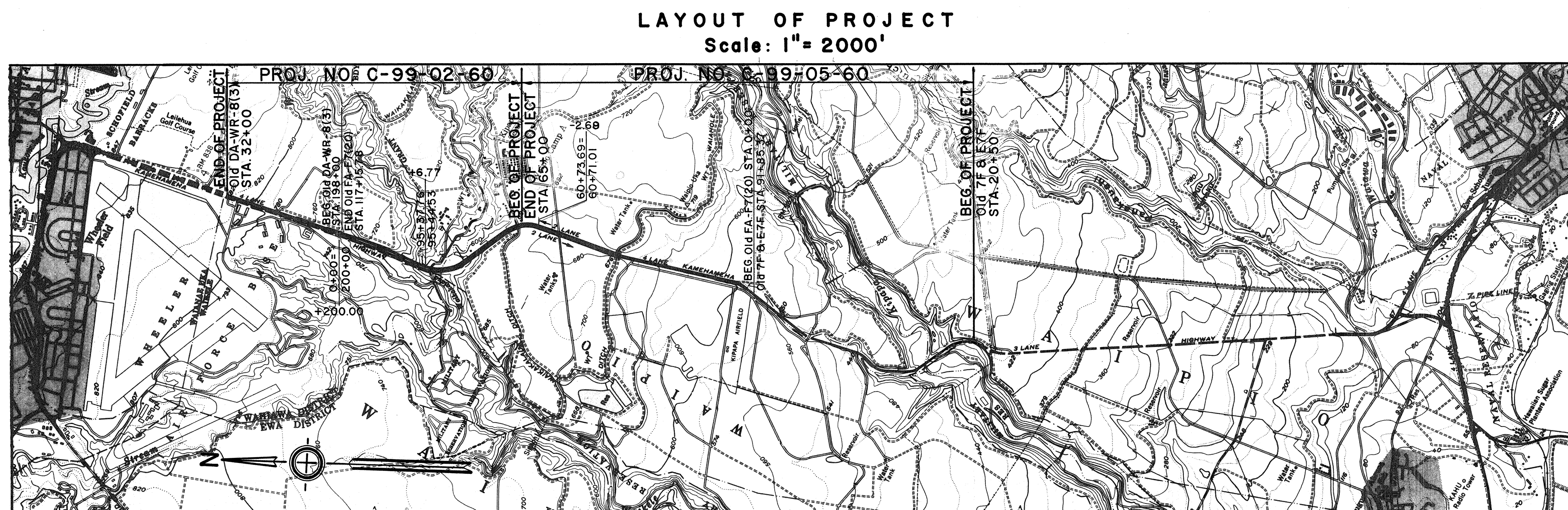
T.M. Chun  
RESIDENT ENGINEER

3/12/62  
DATE

**LENGTH OF PROJECT**  
**C-99-05-60..... 2.563 Mi.**  
**C-99-02-60..... 1.632 Mi.**  
**TOTAL LENGTH.....4.195 Mi.**

APPROVED: \_\_\_\_\_ DATE 8-5-68  
  
 \_\_\_\_\_  
 DIRECTOR OF TRANSPORTATION

SHEET NO. 1 OF 8 SHEETS



ORIGINAL PLAN	SURVEY PLOTTED BY _____	DATE _____
NOTE BOOK	DESIGNED BY _____	_____
	DRAWN BY _____	_____
	TRACED BY _____	_____
	QUANTITIES BY _____	_____
	QUANTITIES CHECKED BY _____	_____
No. _____	CHECKED BY _____	_____