FED. ROAD DIST. NO.	STATE	FED. AID PROJ. NO.	FISCAL YEAR	SHEET NO.	TOTAL SHEETS
HAWAII	HAW	F-T(21) UNIT 2	1952	6A	28

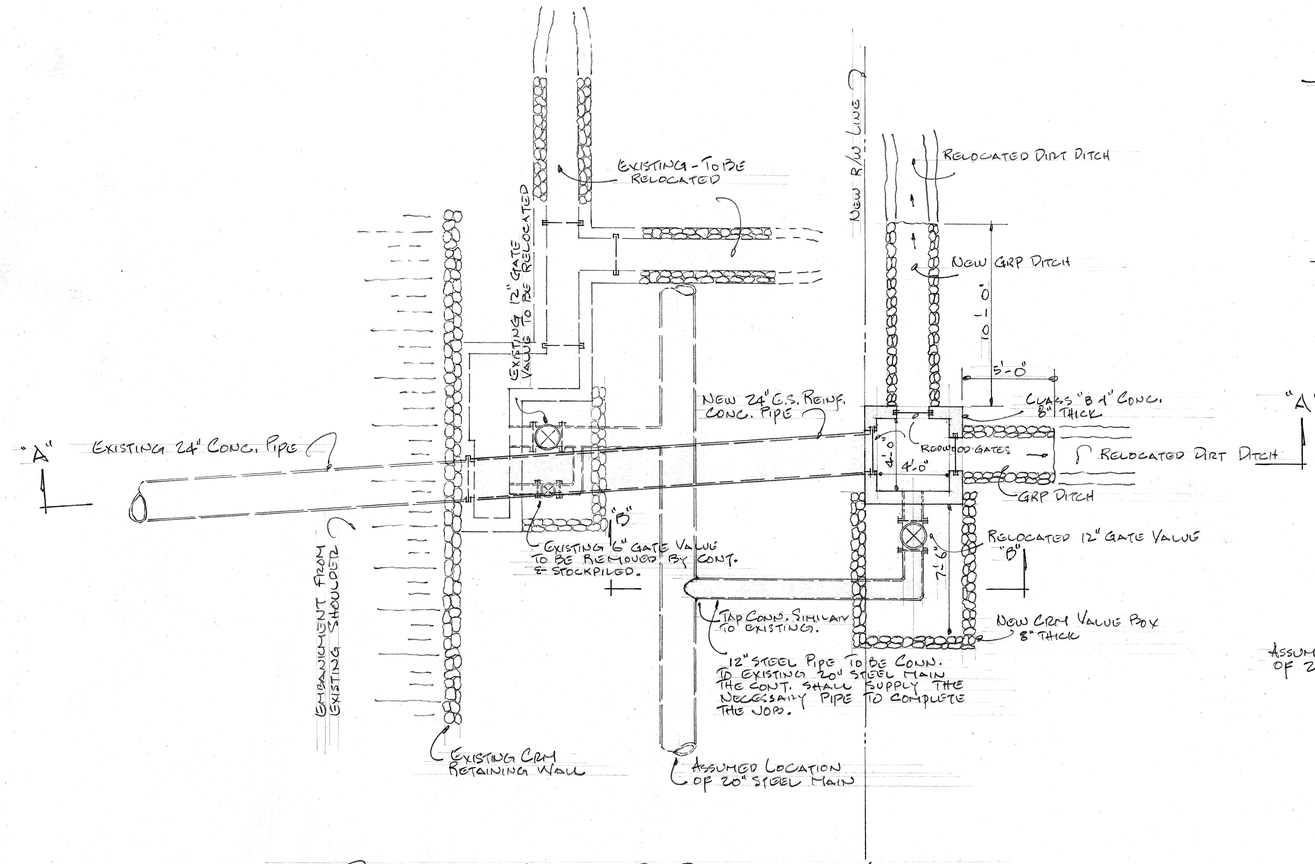

PROPOSED LAYOUT OF RELOCATED VALVE BOX

$\frac{1}{4}$" = 1'-0"

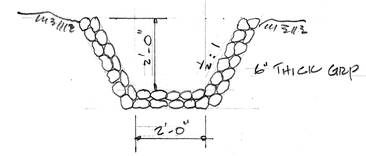

GRP DITCH SECTION

$\frac{1}{2}$" = 1'-0"

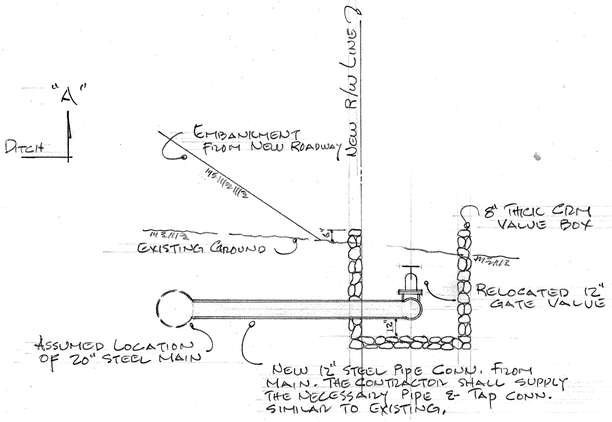

SECTION "B-B"

$\frac{1}{4}$" = 1'-0"

NOTE:
THE WORK INVOLVED IN THE CONSTRUCTION OF THE C.D.I., CRM VALVE BOX AND THE RELOCATION OF THE VALVES & FITTINGS SHALL BE PAID FOR UNDER THE LUMP SUM PRICE BID FOR "RELOCATION OF VALVES AND CONSTRUCTION OF VALVE BOX & C.D.I."
THE 24" C.S. REINF. CONC. PIPE, GRP DITCHES & RELOCATED DIRT DITCHES WILL BE PAID FOR SEPARATELY UNDER THEIR RESPECTIVE PAY ITEMS.

EST. QUANT. FOR L.S. BID

12" STEEL PIPE	16 L.F.
CLASS "B-1" CONC. (W/REDWOOD GATES)	5.4 C.Y.
CRM	4.8 C.Y.
RELOCATION OF 12" VALVE	1 EA.
REMOVE & STOCKPILE 6" VALVE	1 EA.
STRUC. EXC.	32.7 C.Y.

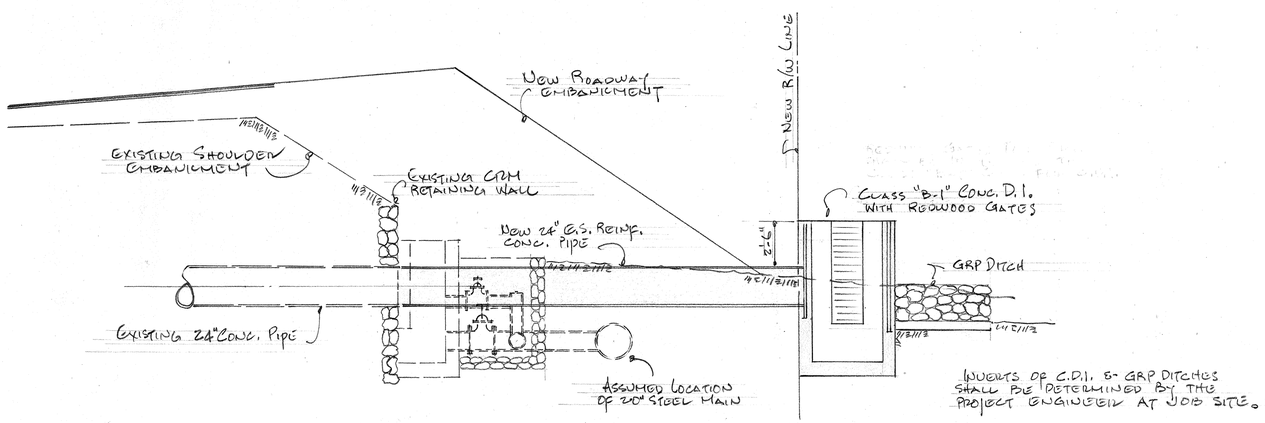

SECTION "A-A"

$\frac{1}{4}$" = 1'-0"

ORIGINAL PLAN	
	SURVEY PLOTTED BY
	DESIGNED BY
	DRAWN BY
	TRACED BY
	QUANTITIES BY
	QUANTITIES CHECKED BY
NOTE BOOK No.	

DATE

TERRITORIAL HIGHWAY DEPARTMENT
TERRITORY OF HAWAII

RELOCATION OF VALVES AND CONSTRUCTION OF VALVE BOX & C.D.I.

PROJECT No. F-T(21) UNIT 2

SCALES: AS SHOWN JUNE 5, 1952

SHEET No. 1 OF 1 SHEETS

5480.6A

NET No. 1987 K&E CO., N.Y.