

FED. ROAD DIST. NO.	STATE	PROJ. NO.	FISCAL YEAR	SHEET NO.	TOTAL SHEETS
HAWAII	HAW.	98A-01-15	2017	11	40

CURB RAMP NOTES:

- ORIGINAL PLAN

NOTE BOOK

DATE

SURVEY PLOTTED BY

DRAWN BY

TRACED BY

DESIGNED BY

QUANTITIES BY

CHECKED BY
1. These typical details are intended as curb ramp guidelines for design and construction.

2. A 2% maximum cross slope shall be maintained in the direction of pedestrian traffic.

3. Subject to field conditions, the Engineer shall determine the final location of curb ramps.

4. All pullboxes shall be installed away from the curb ramp and within the sidewalk/unpaved area to the maximum extent feasible.

5. Where necessary, existing pullboxes, handholes, manholes, etc. shall be adjusted to match curb ramp grade. Adjustments shall not be paid for separately but shall be considered incidental to the various curb ramp items unless indicated otherwise.

6. Transitions from ramps to gutters and roadways shall be flush.

7. Curb ramps and sidewalks shall be constructed to eliminate ponding to the maximum extent feasible.

8. The pedestrian push button shall meet operational and reach requirements of the American with Disabilities Act Accessibility Guidelines (ADAAG):

A. Forward Reach. The maximum height for forward reach shall be 48".

B. Side Reach. The maximum height for side reach shall be 54".

C. Operation. Controls and operating mechanisms shall be operable with one hand shall not require tight grasping, pinching, or twisting of the wrist. The force required to activate controls shall be not greater than 5 lb.

9. The maximum slopes of adjoining gutters or road surface immediately fronting the curb ramp shall not exceed 5% for Type A and D ramps and 8.33% for Type B, C, and E ramps. The counterslope may be exceeded when the change of grade does not exceed 13% (11% preferred) over a distance of 2 ft. Exceeding the 13% (11% preferred) change in grade will cause a person in a wheelchair to tip forward and/or fall backward.

10. There shall be a 30"x48" level ground surface (2% max. cross slope, both directions) for a forward or side approach, as appropriate, to a pedestrian push button.

11. Construction joints are required to join curb ramps with sidewalks.

12. Unless otherwise noted, new gutters are required as shown.

13. All curb ramps shall be reinforced with 6x6 W1.4xW1.4 welded wire fabric.

14. Surface of sidewalks and curb ramps shall be firm, stable, and slip-resistant. This includes the surfaces of pullboxes, valve covers, manhole covers, etc.

15. Bed course material is required for curb ramps, sidewalks, and gutters.

16. All sidewalks shall provide a minimum clear width of 3'-0" (excluding curb) for pedestrian circulation. If this cannot be met, a minimum 32-inch clear width is allowed for a distance of 24-inches.

17. Passing spaces along new sidewalks with 5' clear width or less shall be provided at maximum 200' intervals as required by ADA guidelines. The passing area shall be a minimum 5' wide by 5' long as feasible.

18. If possible, install utility poles, fire hydrants, light poles, sign posts, pullboxes, etc. off of sidewalk but within the right-of-way.

19. Objects protruding from utility poles and walls adjacent to the sidewalks (i.e. wall mounted fire hydrants, telephones, meters on poles, etc.) shall be mounted to meet the current American with Disabilities Act Accessibility Guidelines (ADAAG) and will be subject to Engineer's approval.

20. If a curb ramp is not constructed according to the plans, the Contractor shall reconstruct the curb ramp at no cost to the State. Construction tolerance for Portland Cement Concrete shall be based on 1/4 inch per 10 ft. (0.2%). Remedial measures will not be accepted.

21. Additional information is available from:

A. American with Disabilities Act Accessibility Guidelines (ADAAG), 2004, The Access Board.

B. Accessible Public Rights-of-Way Planning and Design for Alterations, Aug. 2007, The Access Board.

C. Designing Sidewalks and Trails for Access, Part 1, July 1999, FHWA.

D. Designing Sidewalks and Trails for Access, Part 2, Sept. 2001, FHWA.

22. No pullboxes, handholes, etc. shall be allowed if they contain any openings > 1/2" and are of potentially slippery surface.

23. Differences at joints, place breaks, asphalt concrete to concrete interface, etc. shall not exceed 1/4".



STATE OF HAWAII  
DEPARTMENT OF TRANSPORTATION  
HIGHWAYS DIVISION

**TYPICAL CURB RAMP NOTES**

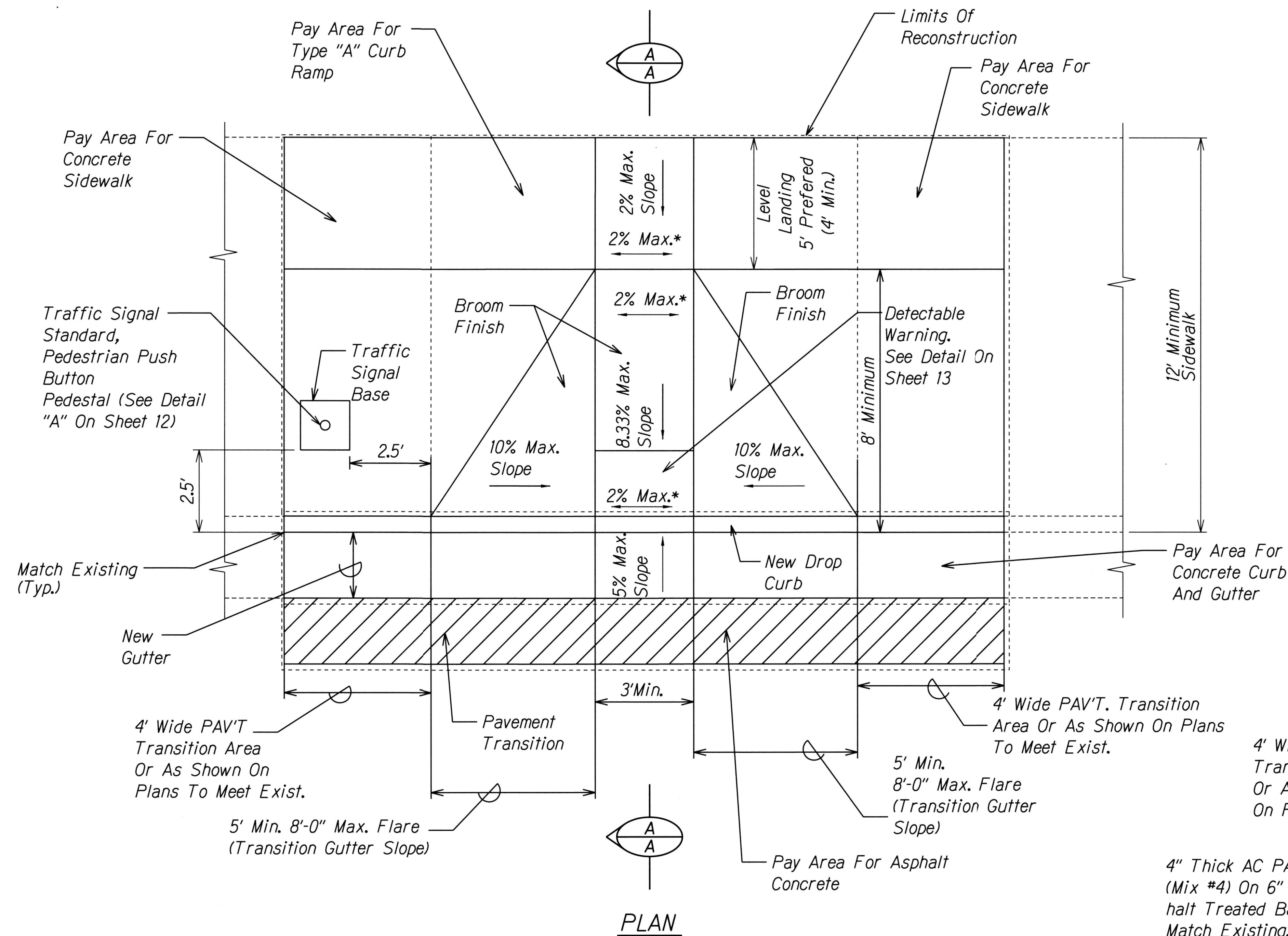
**VINEYARD BOULEVARD**  
**TRAFFIC SIGNALS AT RIVER STREET**  
**PROJECT NO. 98A-01-15**

Scale: N/A      Date: June, 2017

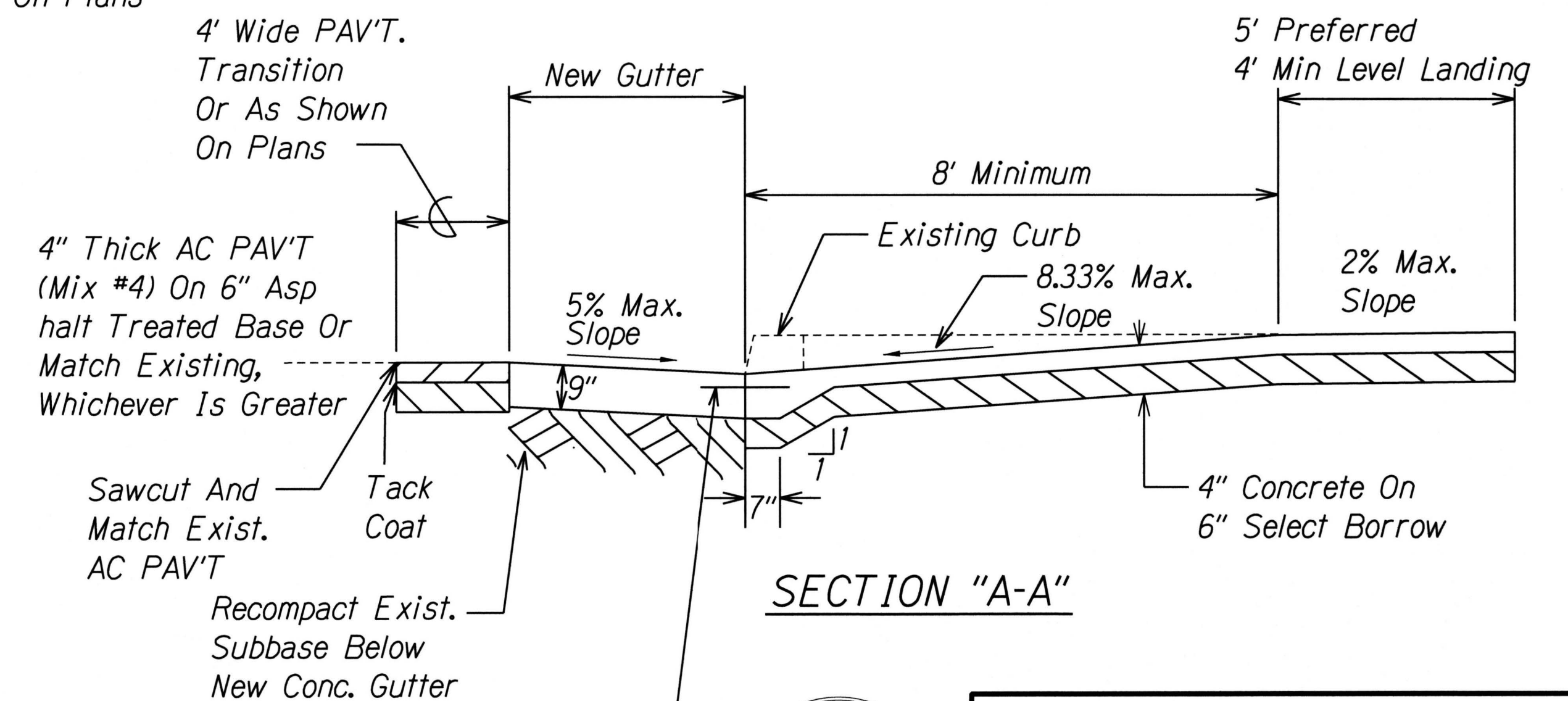
SHEET No. 11 OF 34 SHEETS




FED. ROAD DIST. NO.	STATE	PROJ. NO.	FISCAL YEAR	SHEET NO.	TOTAL SHEETS
HAWAII	HAW.	98A-01-15	2017	12	40



- \* If roadway slope >2% conform to roadway slope and file a Technical Infeasibility (TI) statement



#3-18" Long Tie  
Bars @ 36" O.C.  
If Gutter Not  
Poured  
Monolithic With  
Ramp



STATE OF HAWAII  
DEPARTMENT OF TRANSPORTATION  
HIGHWAYS DIVISION

**TYP. CURB RAMP DETAILS-1**

**VINEYARD BOULEVARD**

**TRAFFIC SIGNALS AT RIVER STREET**

**PROJECT NO. 98A-01-15**

Scale: NTS Date: June, 2017

SHEET No. 12 OF 34 SHEETS



