FED. ROAD DIST. NO.	STATE	FED. AID PROJ. NO.	FISCAL YEAR	SHEET NO.	TOTAL SHEETS
HAWAII	HAW.	EHS-T-9001(10)	1972	2	6

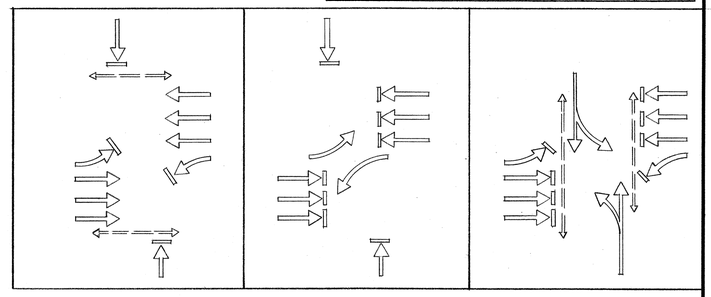

PHASE 1 PHASE 2 PHASE 3

PHASE DIAGRAMS

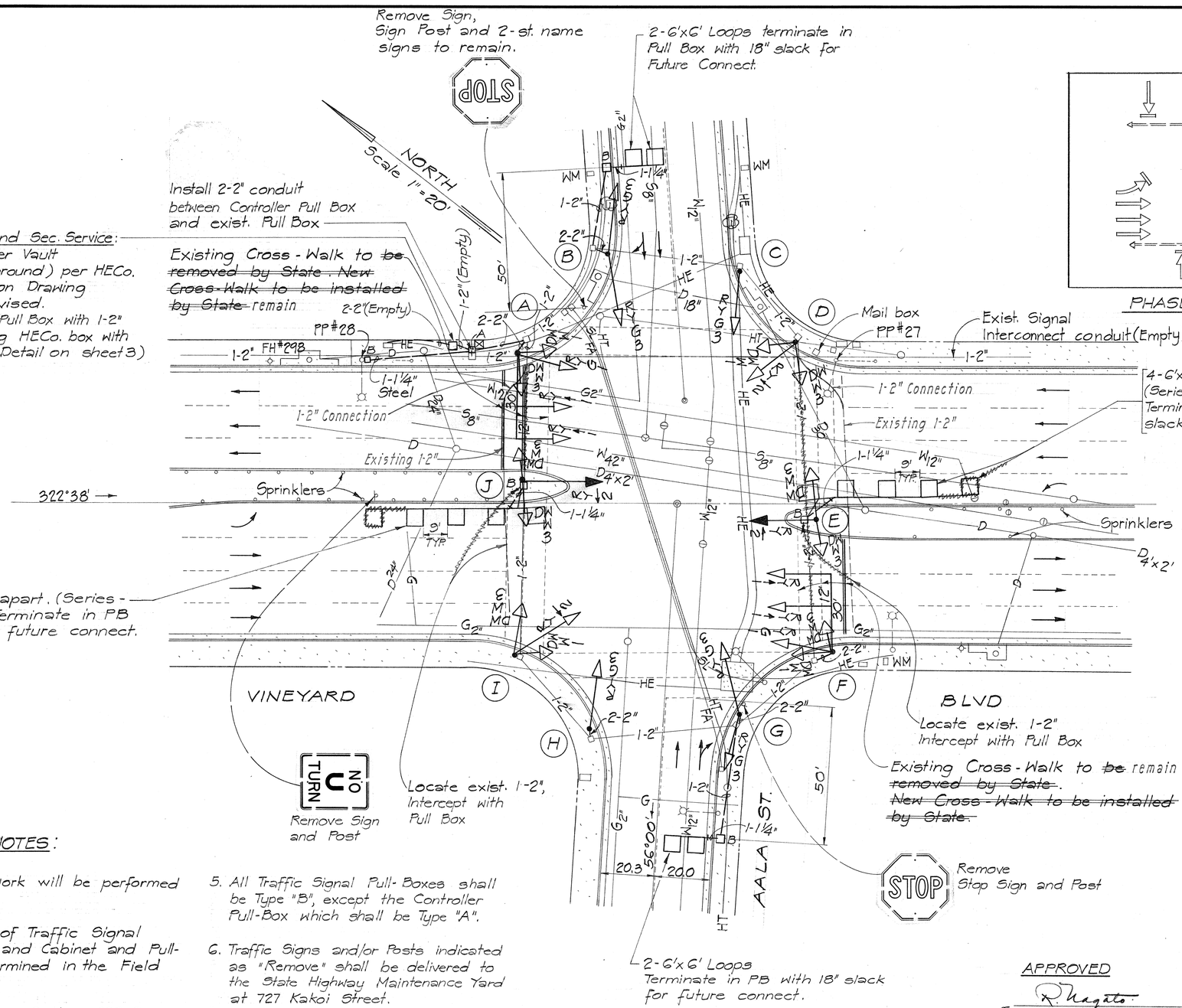

PLAN

Scale 1" = 20'

0 20' 40' 60' 80'

GRAPHIC SCALE

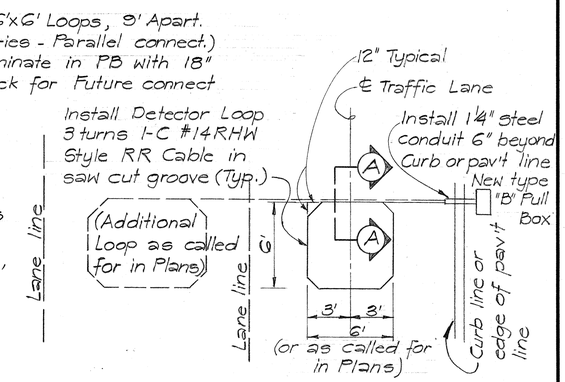

PLAN

Scale 1" = 5'

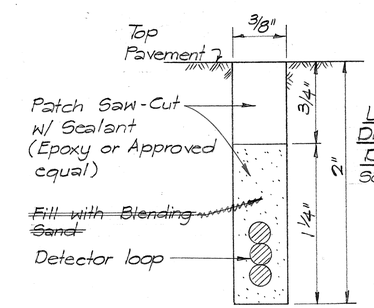

LOOP DETECTOR DETAILS

Scale: As shown

SECTION "A-A" (TYPICAL)

Detector Loop Saw-Cut

Not to Scale

CONSTRUCTION NOTES:

1. All Traffic Marking work will be performed by the State.
2. The exact locations of Traffic Signal Standards, Controller and Cabinet and Pull-Boxes shall be determined in the Field by the Engineer.
3. See Special Provisions - Section 623 for materials and Equipment to be furnished by State.
4. Contractor to call Phone 548-2126 for field locations of Gas lines a min. of 48 hours before starting Project Excavation.
5. All Traffic Signal Pull-Boxes shall be Type "B", except the Controller Pull-Box which shall be Type "A".
6. Traffic Signs and/or Posts indicated as "Remove" shall be delivered to the State Highway Maintenance Yard at 727 Kakoi Street.

APPROVED

R. Nagata 4-19-72

for Assistant Chief Engineer Date

BWS.

WILLIAM C. HONG REGISTERED PROFESSIONAL ENGINEER No. 787 HAWAII, U.S.A.

THIS WORK WAS PREPARED BY ME OR UNDER MY SUPERVISION

William C. Hong

STATE OF HAWAII
DEPARTMENT OF TRANSPORTATION
HIGHWAYS DIVISION

PLAN FOR INSTALLATION OF TRAFFIC SIGNALS ON VINEYARD BOULEVARD AT AALA STREET

PROJECT No. EHS-T-9001(10)

Scale: As shown Date: June 9, 1972

SHEET No. 1 OF 1 SHEETS

ORIGINAL PLAN	SURVEY PLOTTED BY	DATE
	DRAWN BY	
	TRACED BY	
NOTE BOOK	DESIGNED BY	
	QUANTITIES BY	
No.	CHECKED BY	

K+E CRYSTALENE® TRACING PAPER LA 3888

2