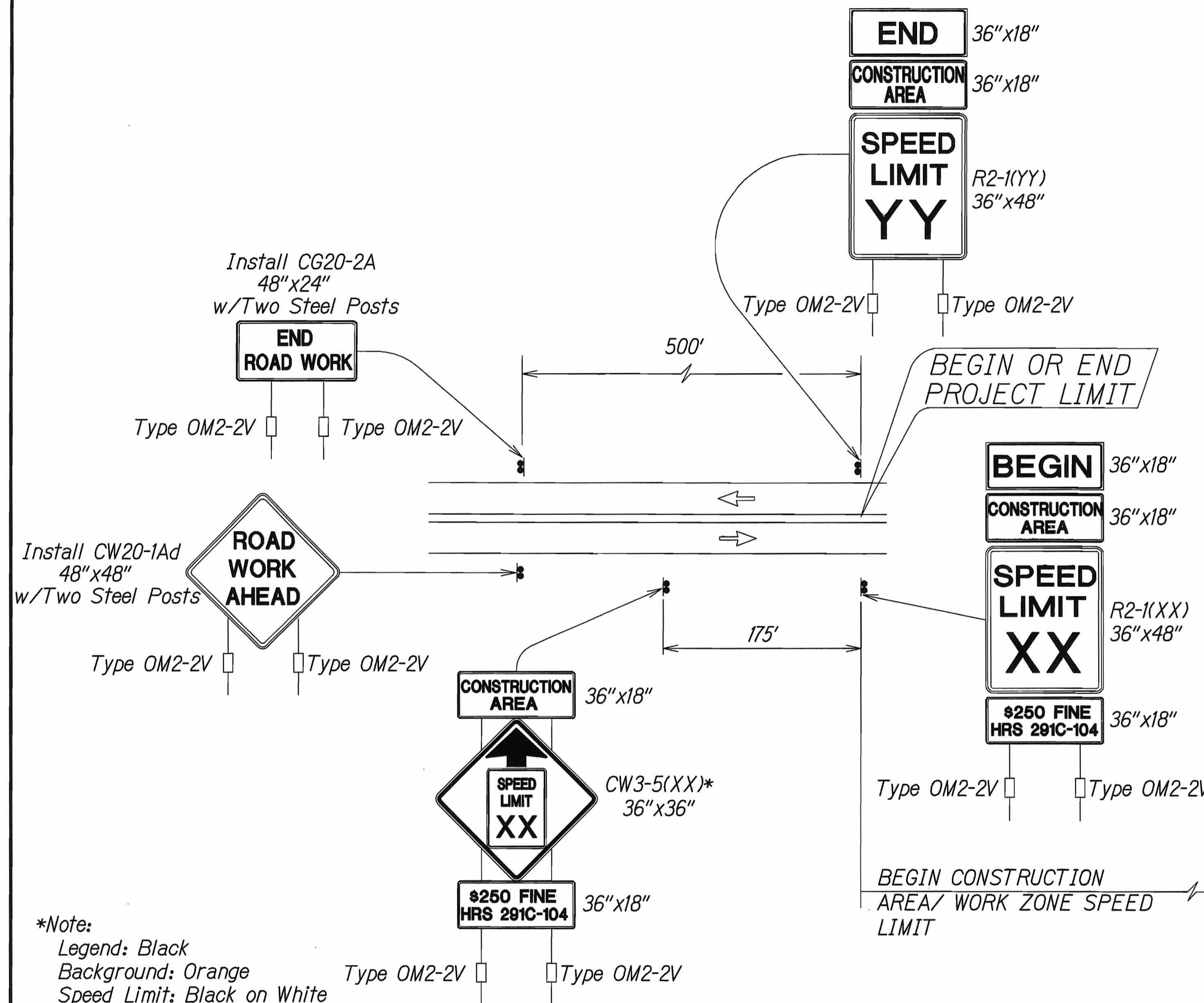


Designer Note:

1. The work zone signs shall be used at all project site locations.
2. The Designer shall replace all XX, YY & D references with appropriate speed limit as indicated in Table I.
3. Speed Limit YY shall be the existing posted speed.

Work Zone Note:

1. This Work Zone Sign Plan is intended for use on long-term stationary work zones/construction phases (3 days or more). All work zones or construction phases less than 3 days duration will use Traffic Control Plans shown in Section 645 of the Special Provisions.
2. All existing regulatory speed limit signs with posts within the work zone/project limits shall be removed and replaced with work zone speed limit sign assemblies (R2-1(XX) and R2-5b(XX) with "CONSTRUCTION AREA" and "\$250 FINE HRS 291C-104" Supplemental Signs).
3. Construction sign assemblies shall be installed on both the approaching and trailing ends of each work zones as shown on this plan.
4. Each construction warning sign and work zone speed limit assembly shall have a minimum of two (2) Type OM2-2V. Installation of each Type OM2-2V shall be considered incidental to Item No. 645.1000, Traffic Control.
5. Upon the completion of all physical work or as directed by the Engineer, all construction signs and work zone speed limit assemblies shall be removed. All speed limit signs and posts that were existing at the start of the project within the work zone/project limits shall be restored back to their original locations and configurations.
6. Placement of construction signs shall not obstruct the path of pedestrians and bicyclists.
7. The removal and restoration of existing regulatory speed limit signs with new posts along with the installation, maintenance and removal of work zone speed limit sign assemblies shall be considered incidental to Item No. 645.1000, Traffic Control.



**TYPICAL DETAIL FOR CONSTRUCTION SIGNS
ON TWO LANE OR MULTILANE UNDIVIDED LOW SPEED HIGHWAY**

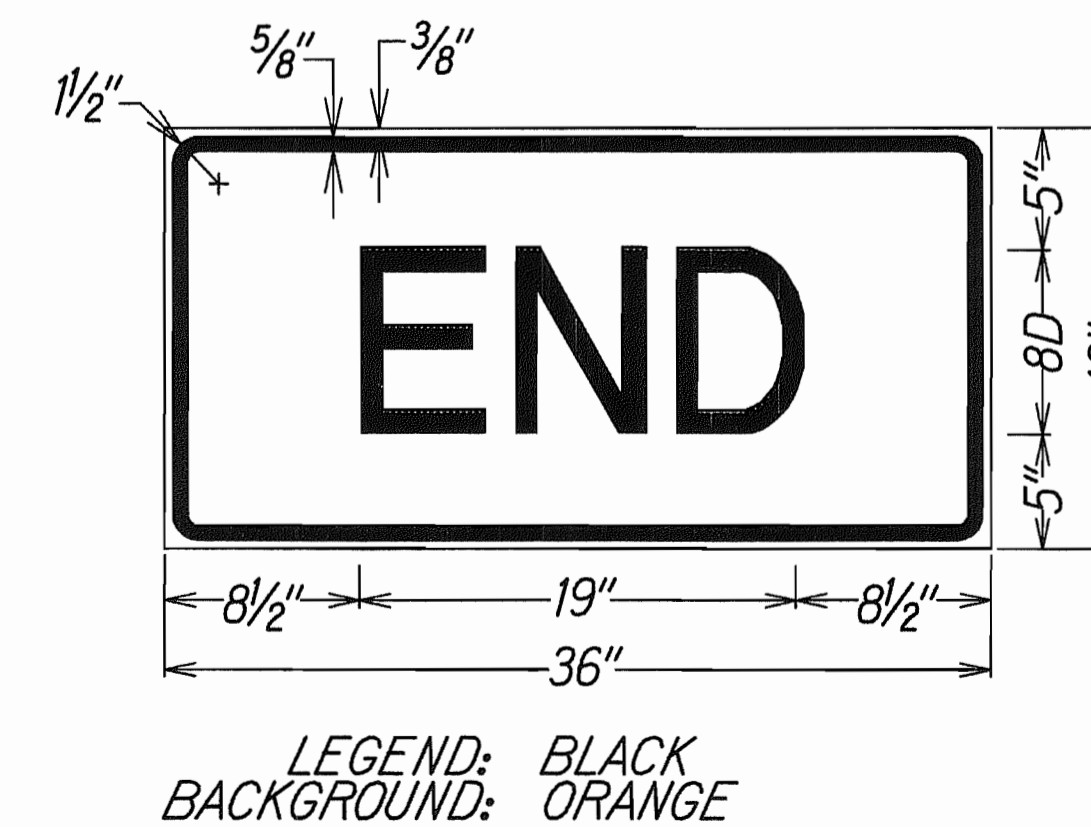
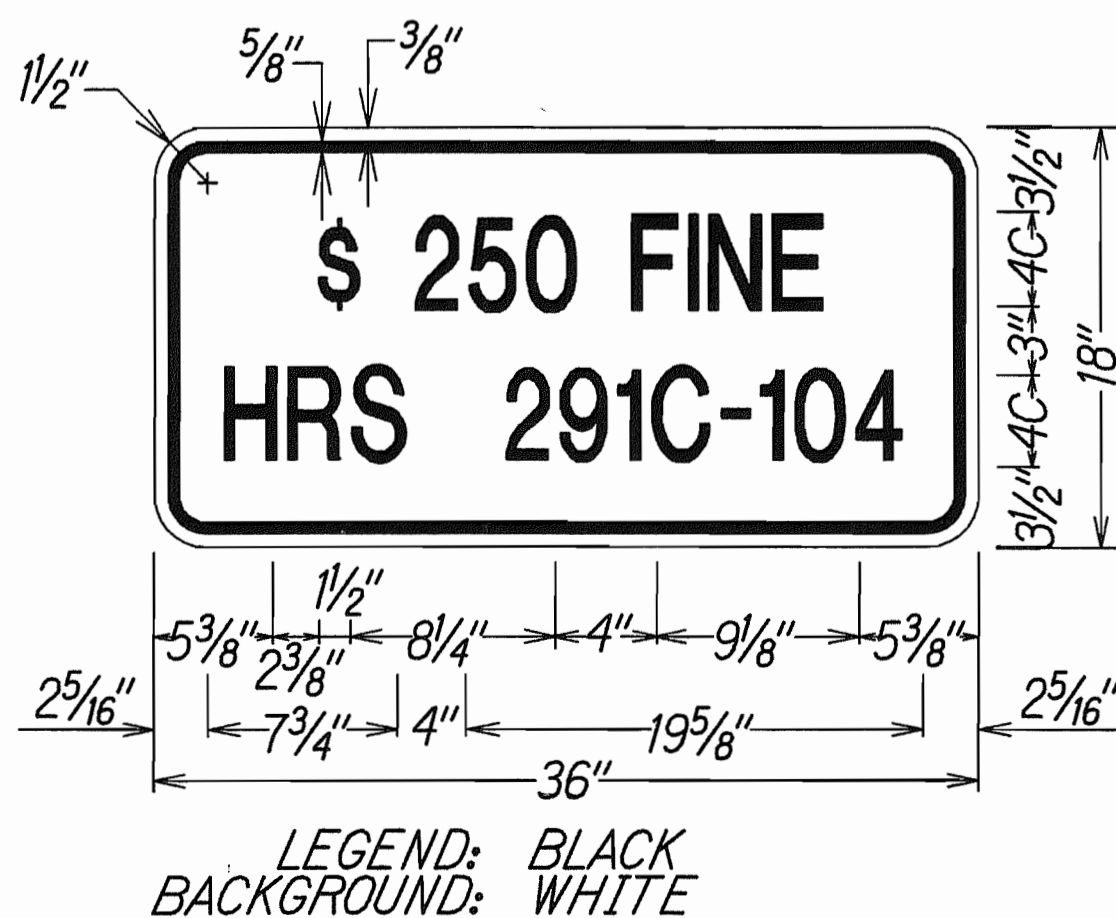
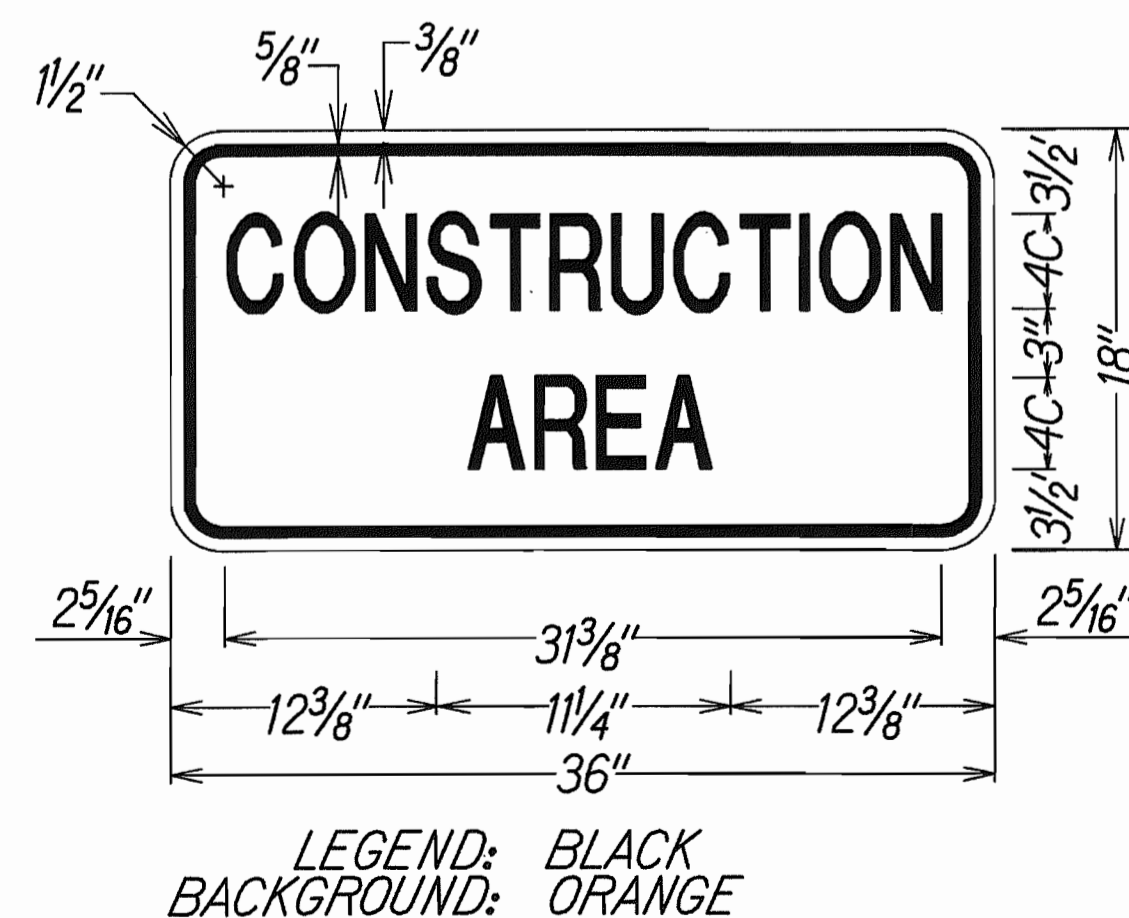
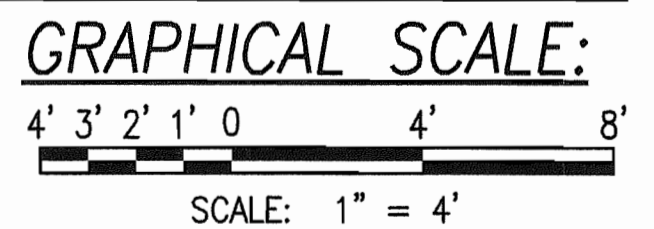


TABLE I
GUIDELINE FOR ADVANCE PLACEMENT OF SPEED REDUCTION SIGN CW3-5(XX), CONSTRUCTION AREA SPEED LIMIT

EXISTING POSTED SPEED LIMIT (MPH)	XX-NEW CONSTRUCTION AREA SPEED LIMIT (MPH)	D-REDUCED SPEED LIMIT SIGN SPACING TO FIRST CONSTRUCTION AREA SPEED LIMIT SIGN (FEET)
35	25	175
45	35	225
50	40	250
55	45	300



THIS WORK WAS PREPARED BY ME OR UNDER MY SUPERVISION

Corey M. Matsuda
SIGNATURE
4/30/12
EXPIRATION DATE OF THE LICENSE

STATE OF HAWAII
DEPARTMENT OF TRANSPORTATION
HIGHWAYS DIVISION

**TRAFFIC CONTROL - WORK ZONE
SIGNING PLAN, NOTES & DETAILS**

FARRINGTON HIGHWAY DRAINAGE IMPROVEMENTS
Vicinity of Orange St.
Project No. 93B-01-11
Scale: _____ Date: FEB 2012

SHEET No. 1 OF 1 SHEETS