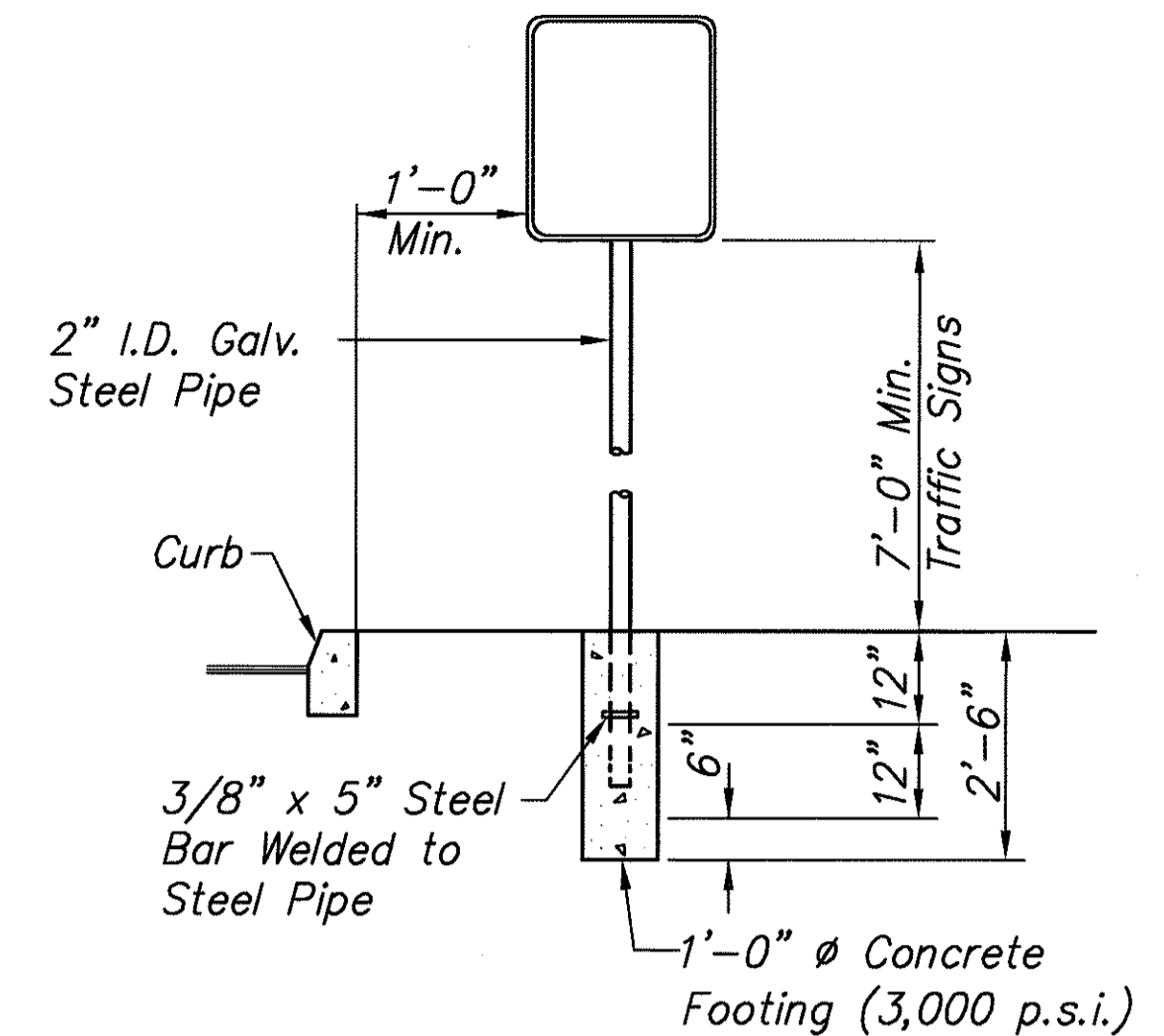


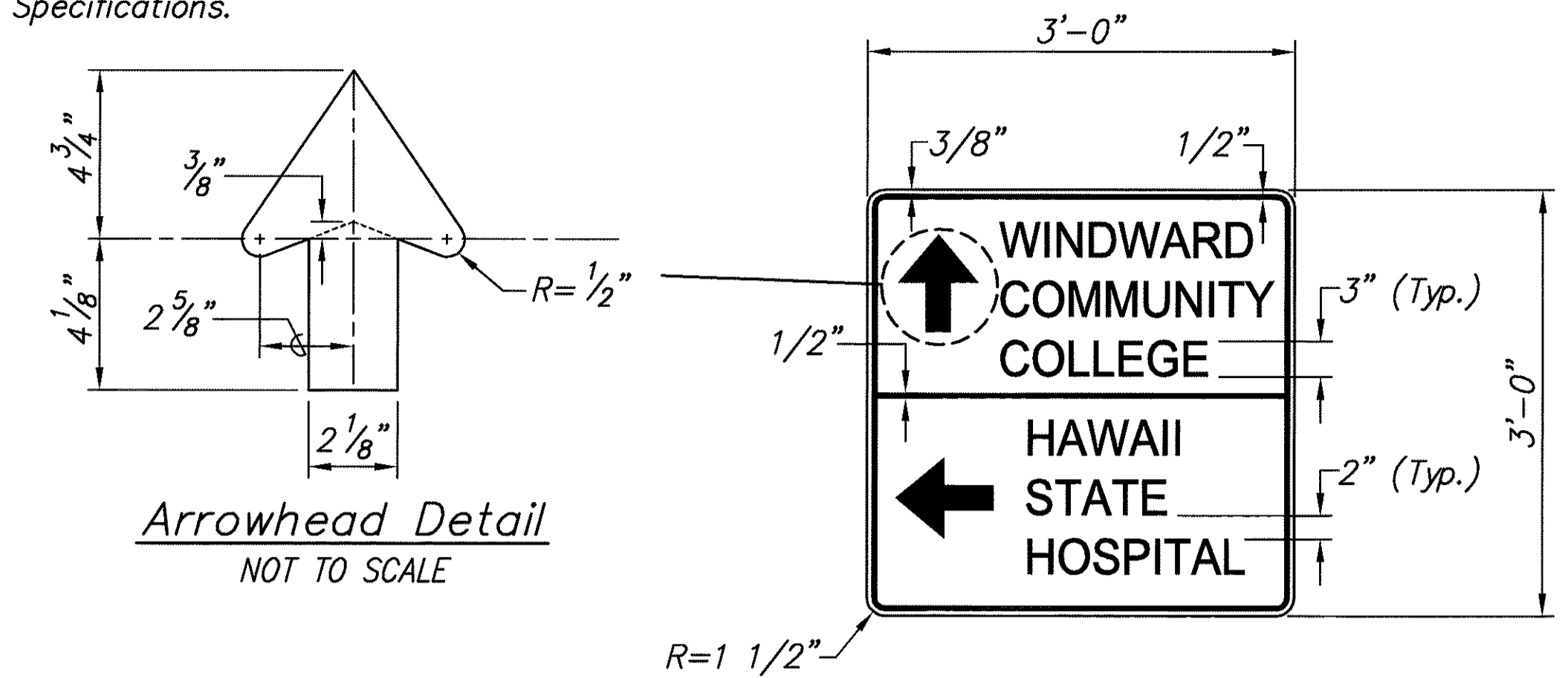
SIGNS & MARKING NOTES:

1. All traffic sign and pavement marking installations shall be done in accordance with the "Manual On Uniform Traffic Control Devices For Streets and Highways," 1988 edition, as amended, the latest specifications from the Traffic Review Branch, Department of Planning and Permitting, and as shown on the plans.
2. Contractor shall notify and coordinate work with the Traffic Review Branch, Department of Planning and Permitting, one (1) week in advance of commencing work at 527-5087.
3. Contractor shall submit material brochures for all signs and paint materials to the Traffic Review Branch, Department of Planning and Permitting.
4. The signing and/or striping contractor shall keep one (1) set of approved plans at the project site at all times during construction work.
5. Contractor shall apply temporary guidelines and outline of arrows, legends, and crosswalks with a two inch (2") wide brushed line on the day the roadway is opened to traffic. These markings must be approved by the inspector from the Traffic Review Branch, Department of Planning and Permitting.
6. Contractor shall notify the Traffic Review Branch, Department of Planning and Permitting at 527-5087, three (3) days in advance of final inspection.
7. Contractor shall meet with the Inspector from the Traffic Review Branch, Department of Planning and Permitting during the final inspection.
8. Within ten (10) days following notification of award of contract, the Contractor shall submit to the Department of Planning and Permitting (Phone: 527-5087) for approval, a list of any signing and pavement marking material which he proposes to install. The list shall be complete as to the name of Manufacture, Catalog Number, and shall be supplemented with material brochures.
9. Upon final inspection of the project, the Contractor shall submit a letter of certification for all traffic signing and pavement marking materials installed.
10. Signs shall be attached to brackets with 5/16" zinc plated steel bolts, nuts and washers. Signs 48" wide or larger than 10 sq. ft. in area shall be mounted on two 2" galv. pipe post. The sign shall be installed with at least (1) one foot clearance from the sign edge to the curb face.
11. All traffic signs shall be reflectorized.
12. White and yellow paint (pavement markings) shall be reflectorized and conform to the standard specification on file in the Department of Planning and Permitting.
13. Raised pavement markers shall be installed in accordance with the Department of Planning and Permitting Standards.
14. Location of "STOP" sign:
 - A. Install "STOP" sign at curb tangent point.
 - B. Install "STOP" sign on metal street light standard if a standard is located within 10 feet of curb return.
 - C. Install "STOP" sign in front of utility pole if a pole is located within 10 feet of curb return.
15. Pavement word and symbol markings shall be in accordance with the Department of Planning and Permitting Standards.
16. The Contractor shall use thermoplastic material, approved by the Traffic Review Branch, Department of Planning and Permitting, for all crosswalks, stop bars, pavement arrows, lane and arc lines, and legends.

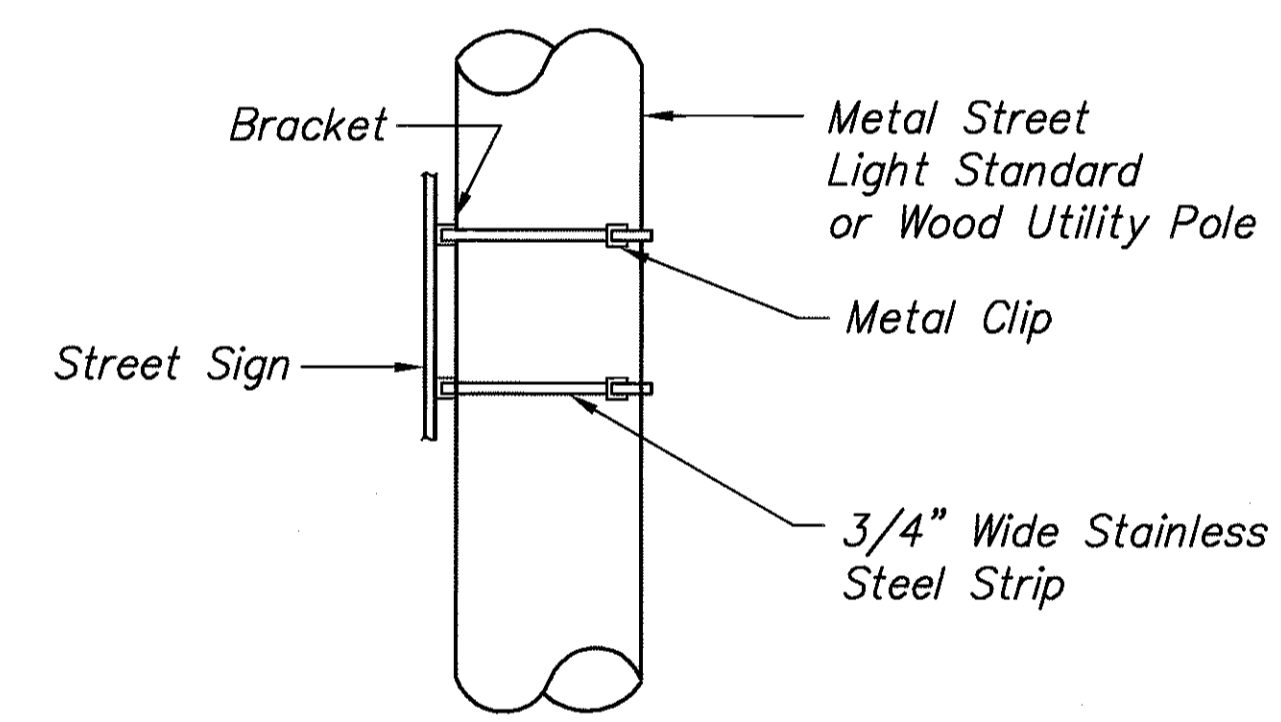


TYPICAL SIGN POST DETAIL (1/36)
NOT TO SCALE

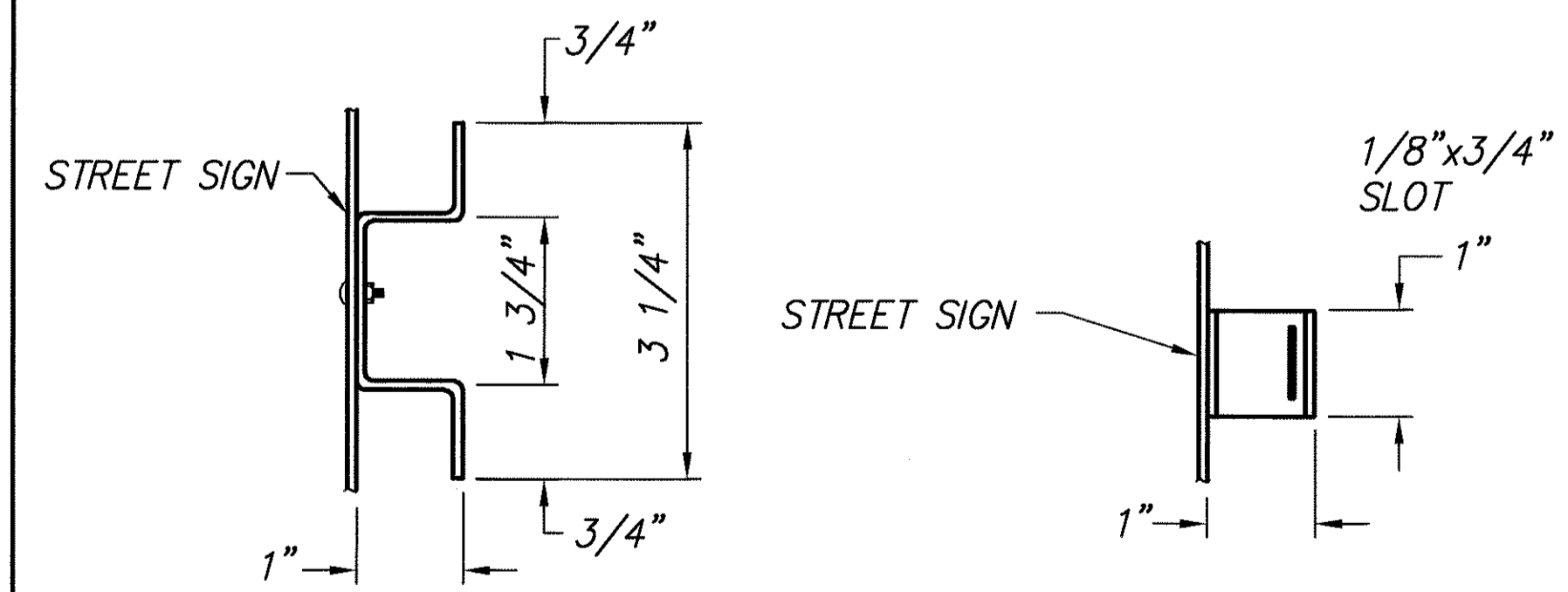
Note: Borders, messages, and arrows shall be white. Panel shall be green, reflectorized in accordance with section 712.20 of Standard Specifications.



SPECIAL DESTINATION SIGN D-1 DETAIL (4/36)
NOT TO SCALE



STRAP DETAIL (2/36)
NOT TO SCALE



BRACKET DETAIL (3/36)
NOT TO SCALE

FED. ROAD DIST. NO.	STATE	PROJ. NO.	FISCAL YEAR	SHEET NO.	TOTAL SHEETS
HAWAII	HAW.	HWY-0-03-97	2000	36	110

PM: STY OPER: MSM, *sdl REVIS: 4/12/2000
 FILE: DOT95146 SCALE: 1=1 BEG: 01/29/00

SURVEY PLOTTED BY	DATE
DRAWN BY	
DESIGNED BY	
QUANTITIES BY	
CHECKED BY	
ORIGINAL PLAN	
NOTEBOOK	
No.	

APPROVED:

 Chief, Traffic Review Branch
 Dept. of Planning & Permitting
 City & County of Honolulu
 (For work within City R/W only)
 Date: 4/21/00

MARLAN N. NAKAMA
 LICENSED PROFESSIONAL ENGINEER
 No. 9410-C
 HAWAII, U.S.A.

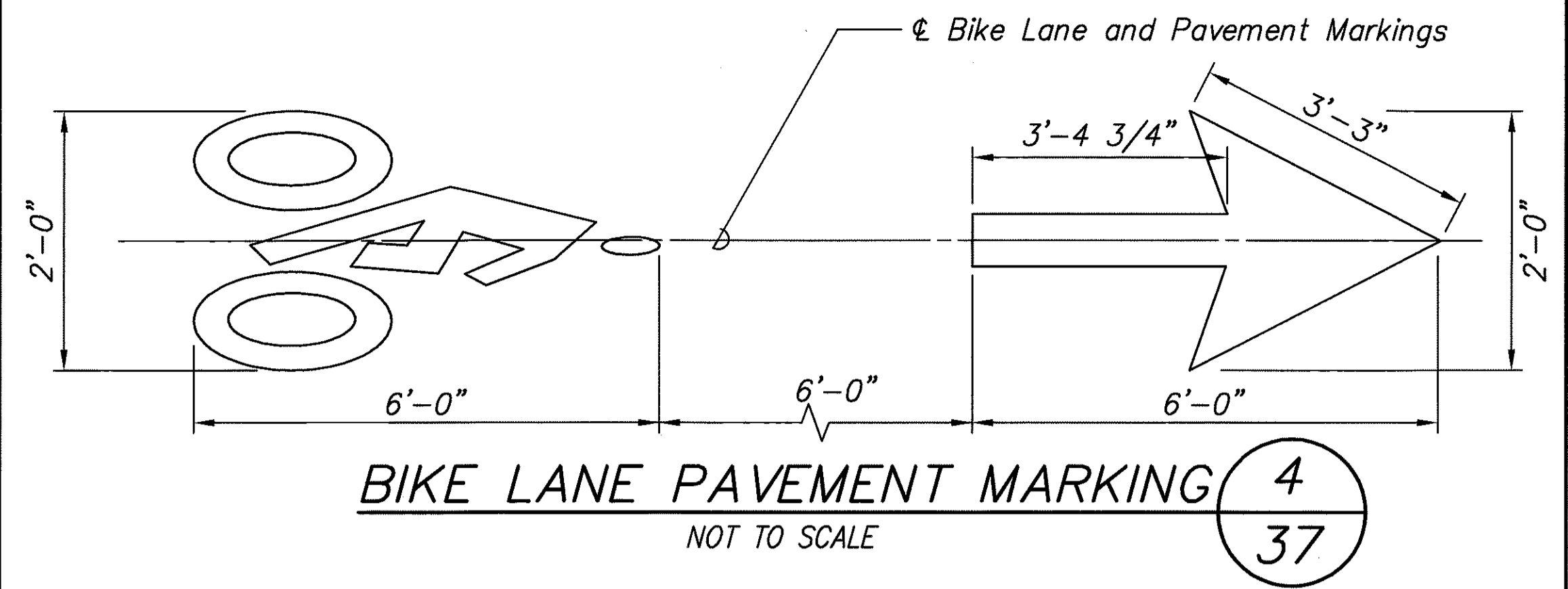
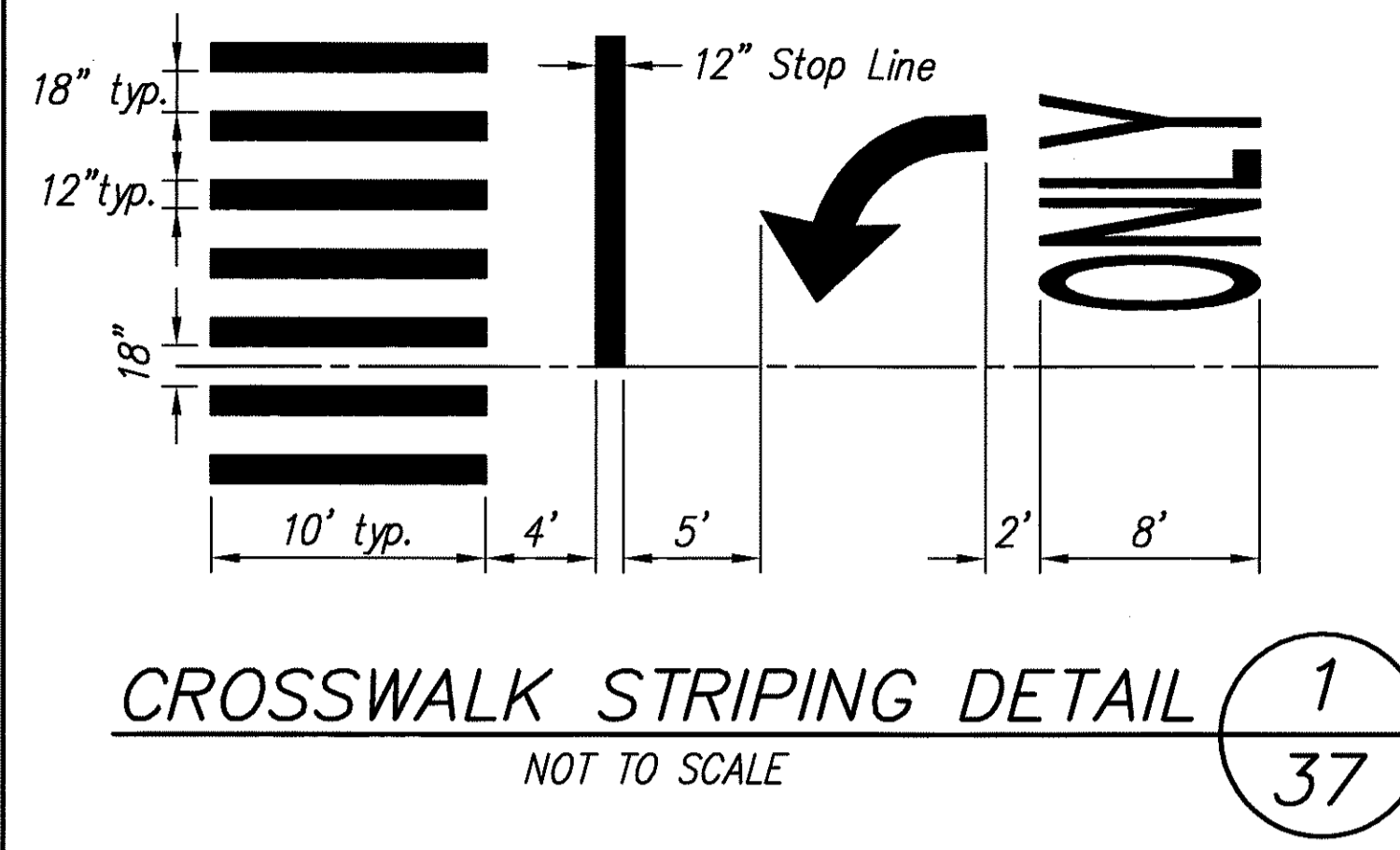
STATE OF HAWAII
 DEPARTMENT OF TRANSPORTATION
 HIGHWAYS DIVISION

SIGNING AND PAVEMENT MARKING NOTES AND DETAILS

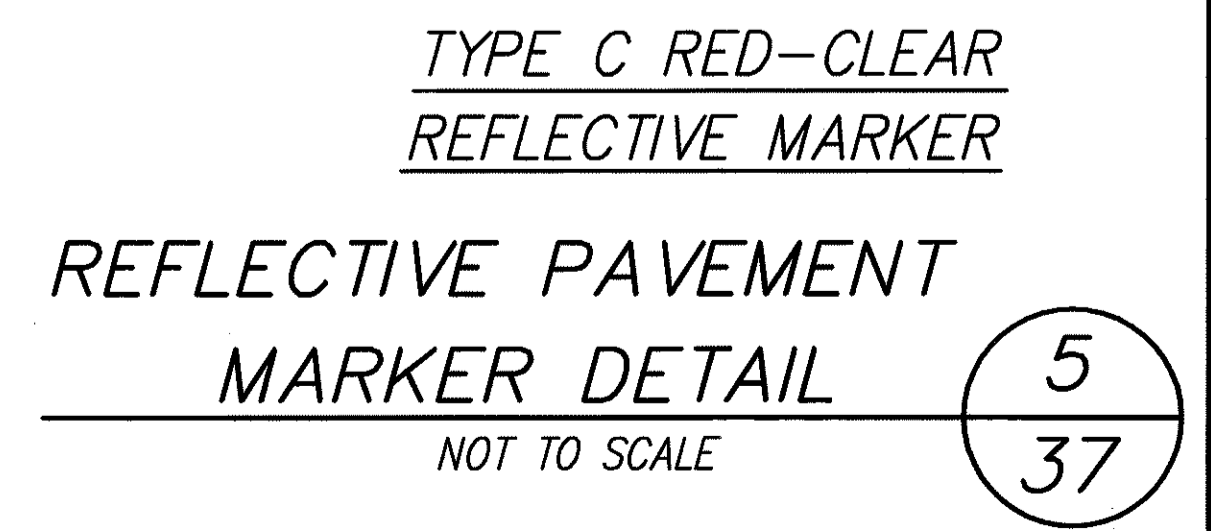
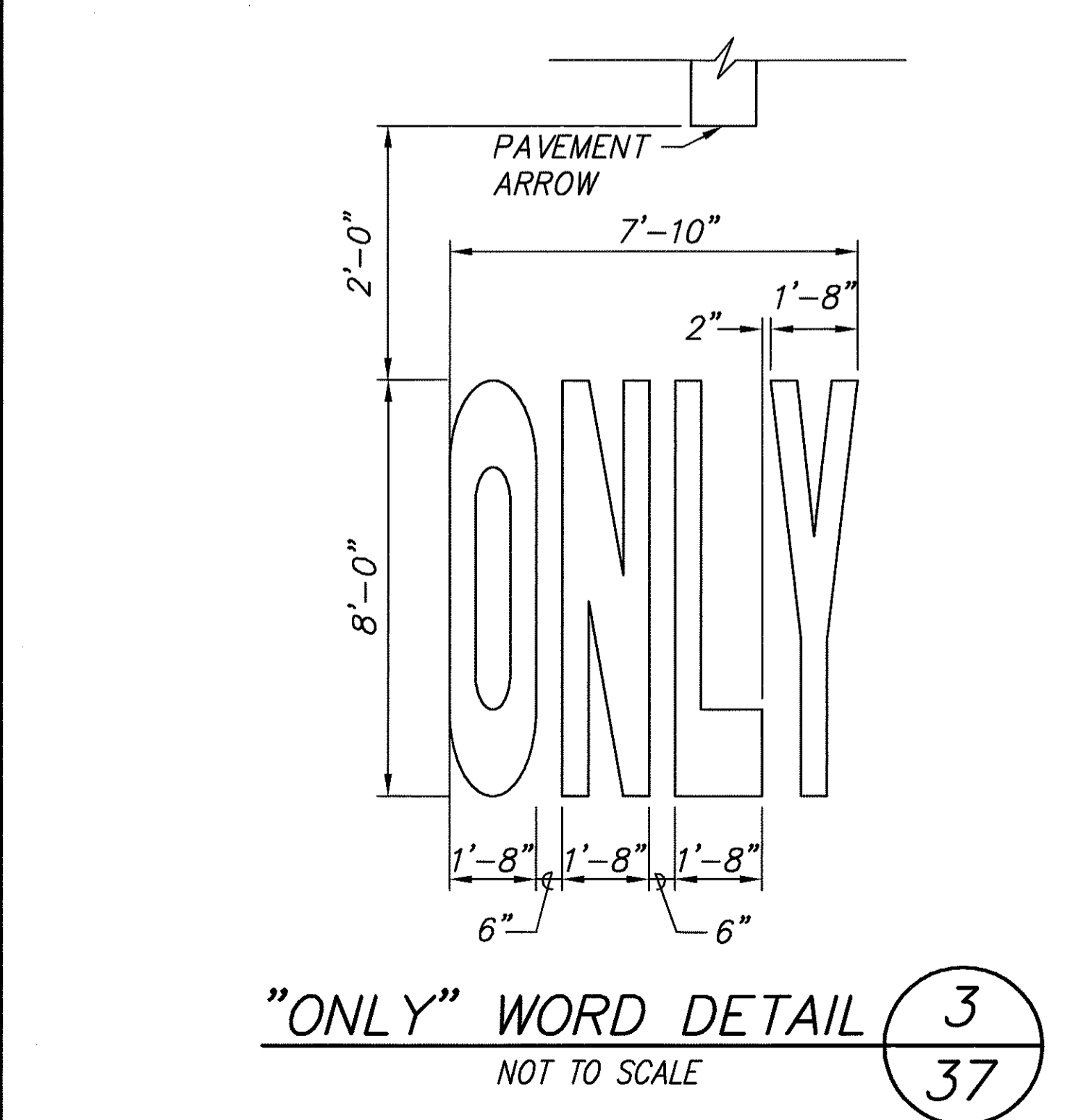
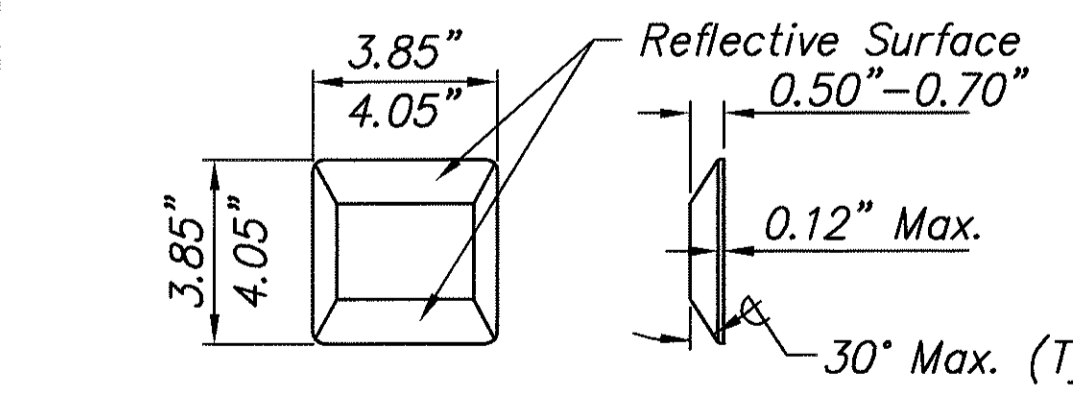
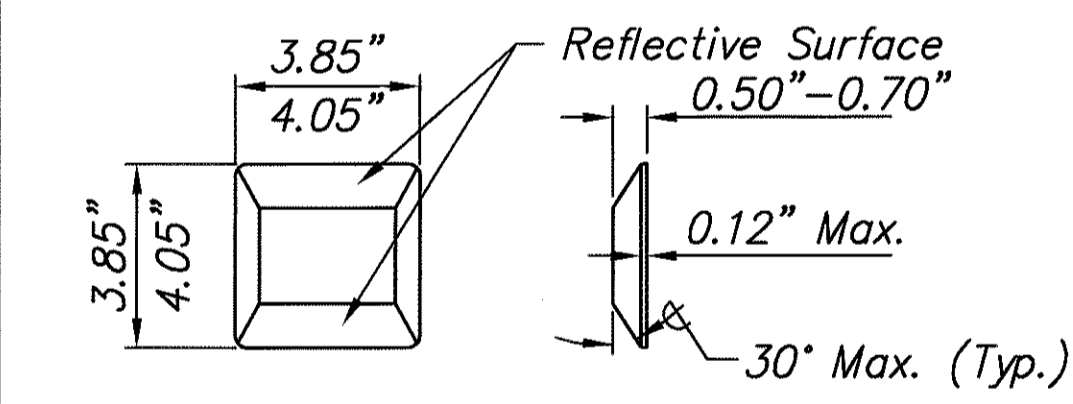
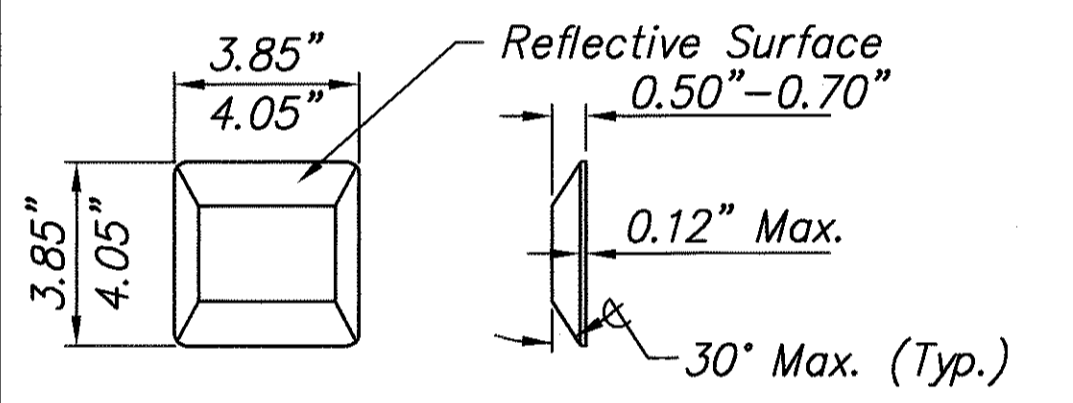
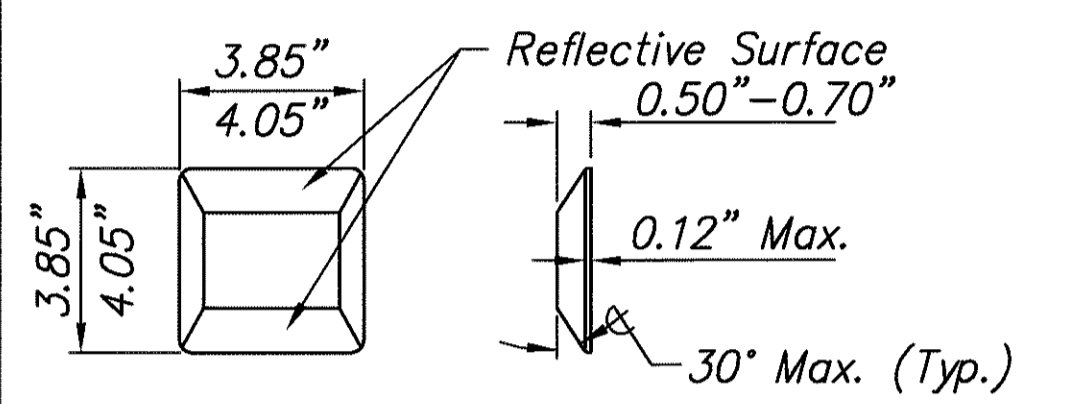
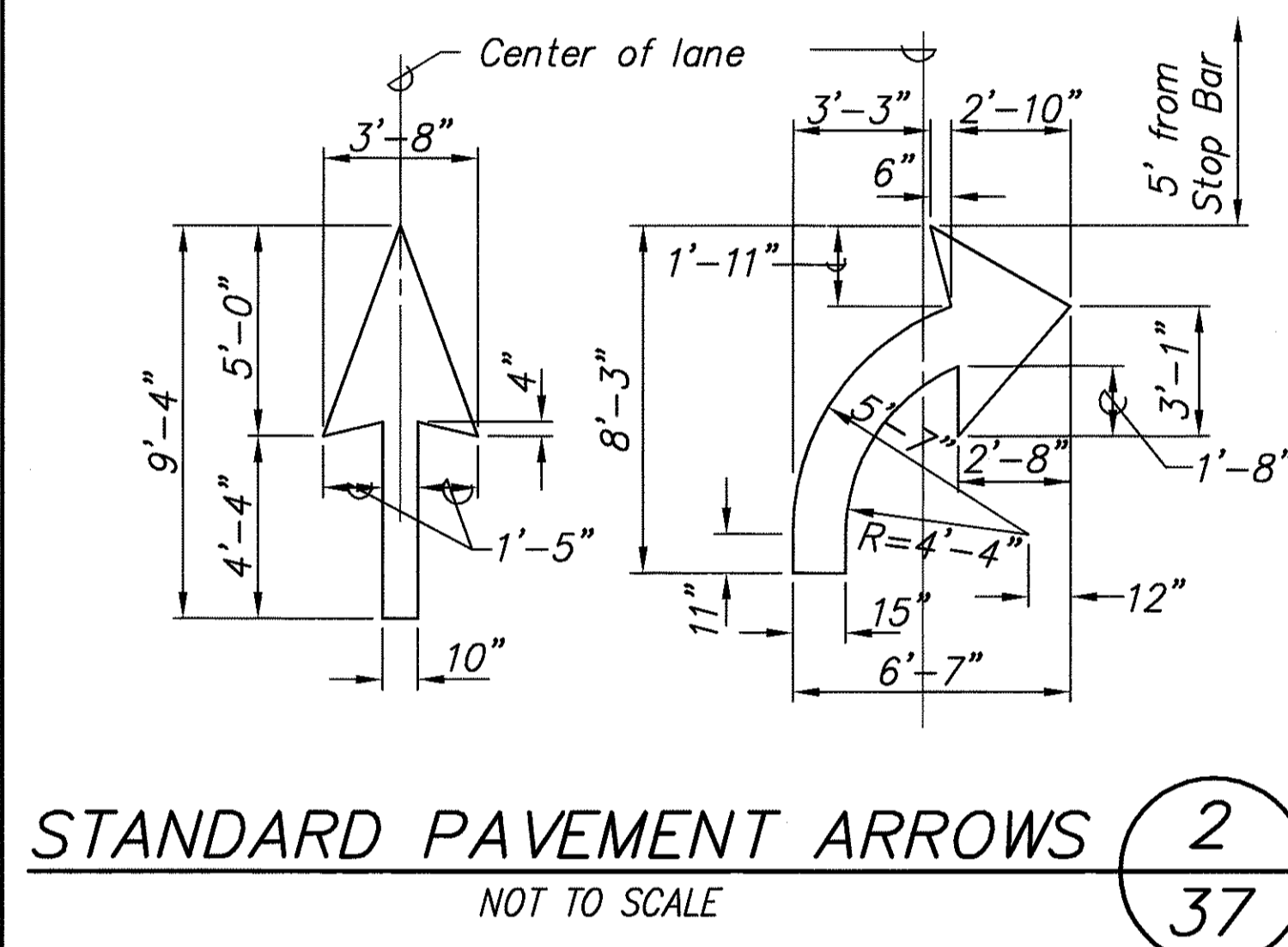
KEAAHALA ROAD WIDENING
 KAHEKILI HIGHWAY TO PO'OKELA STREET
 State Project No. HWY-0-03-97

Scale: As shown Date: April 2000
 SHEET NO. C-36 OF C-55 SHEETS

FED. ROAD DIST. NO.	STATE	PROJ. NO.	FISCAL YEAR	SHEET NO.	TOTAL SHEETS
HAWAII	HAW.	HWY-0-03-97	2000	37	110




PAVEMENT MARKING SUMMARY		
DESCRIPTION	QUANTITY	
Pavement Markers		
Type C	38	Ea.
Type D	37	Ea.
Type H	28	Ea.
Type DB	1	Ea.
Thermoplastic Extrusion		
4-inch Pavement Stripe (White)	2,359	L.F.
4-inch Pavement Stripe (Yellow)	295	L.F.
Double 4-inch Pavement Stripe (Yellow)	1,247	L.F.
8-inch Pavement Stripe (White)	647	L.F.
12-inch Pavement Stripe (White)	890	L.F.
Pavement Arrows, Single	26	Ea.
Pavement Word, "ONLY"	5	Ea.
Bike Lane Marking	7	Ea.




TRAFFIC SIGN SUMMARY			
SIGN NUMBER	MESSAGE	QUANTITY	
		10 SQ. FT. OR LESS	
		W/ POST	W/O POST
R1-1	STOP	1	-
R2-1(25)	SPEED LIMIT 25	-	3
R6-1(R)	ONE WAY	-	2
R7-1(R)	NO PARKING ANYTIME	2	6
R5-1	DO NOT ENTER	-	1
R6-1(L)	ONE WAY	2	-
R3-8a	LANE DESIGNATION	2	3
	TOTAL	7	15

DESTINATION SIGN SUMMARY				
SIGN NUMBER	LOCATION	MESSAGE	SIZE	NEW PANEL AREA (SQ. FT.)
D-1	Sta. 8+44.18 KEAAHALA ROAD		3'-0" x 3'-0"	9.00

APPROVED:  Date: 4/21/00

Chief, Traffic Review Branch
 Dept. of Planning & Permitting
 City & County of Honolulu
 (For Work Within City R/W Only)



STATE OF HAWAII
 DEPARTMENT OF TRANSPORTATION
 HIGHWAYS DIVISION

PAVEMENT MARKING DETAILS

KEAAHALA ROAD WIDENING
 KAHEKILI HIGHWAY TO PO'OKELA STREET
 State Project No. HWY-0-03-97

Scale: As shown Date: April 2000
 SHEET NO. C-37 OF C-55 SHEETS

PM: STY
 OPER: MSM, MNN, *RGO
 EVISED: 04/24/00

FILE: DOT95147
 SCALE: 1=1
 BEG: 01/29/00

DESIGNED BY	DATE
DRAWN BY	
CHECKED BY	
QUANTITIES BY	
NOTED BY	
ORIGINAL PLAN	
NO.	