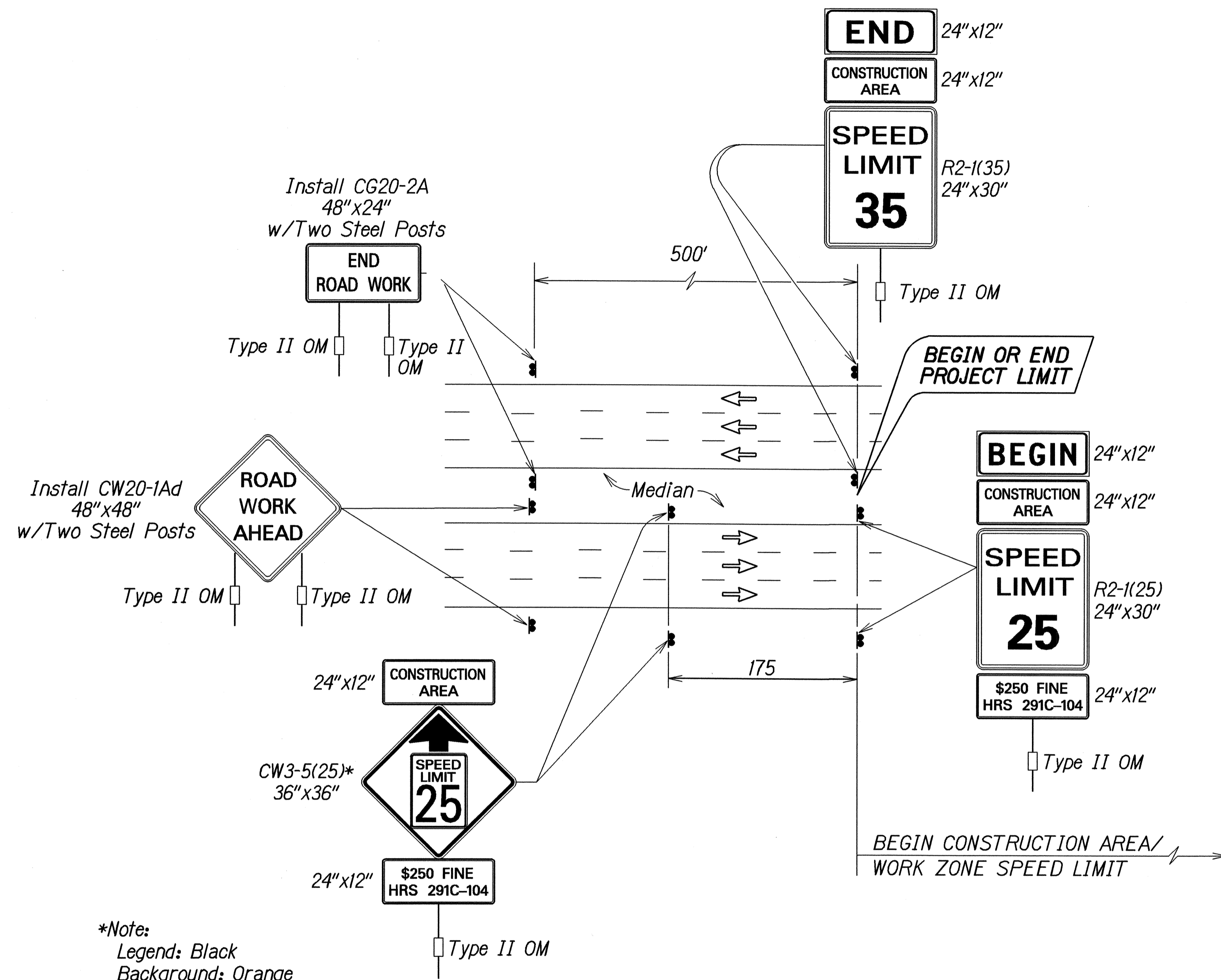


FED. ROAD DIST. NO.	STATE	PROJ. NO.	FISCAL YEAR	SHEET NO.	TOTAL SHEETS
HAWAII	HAW.	83G-01-03M	2005	36	47



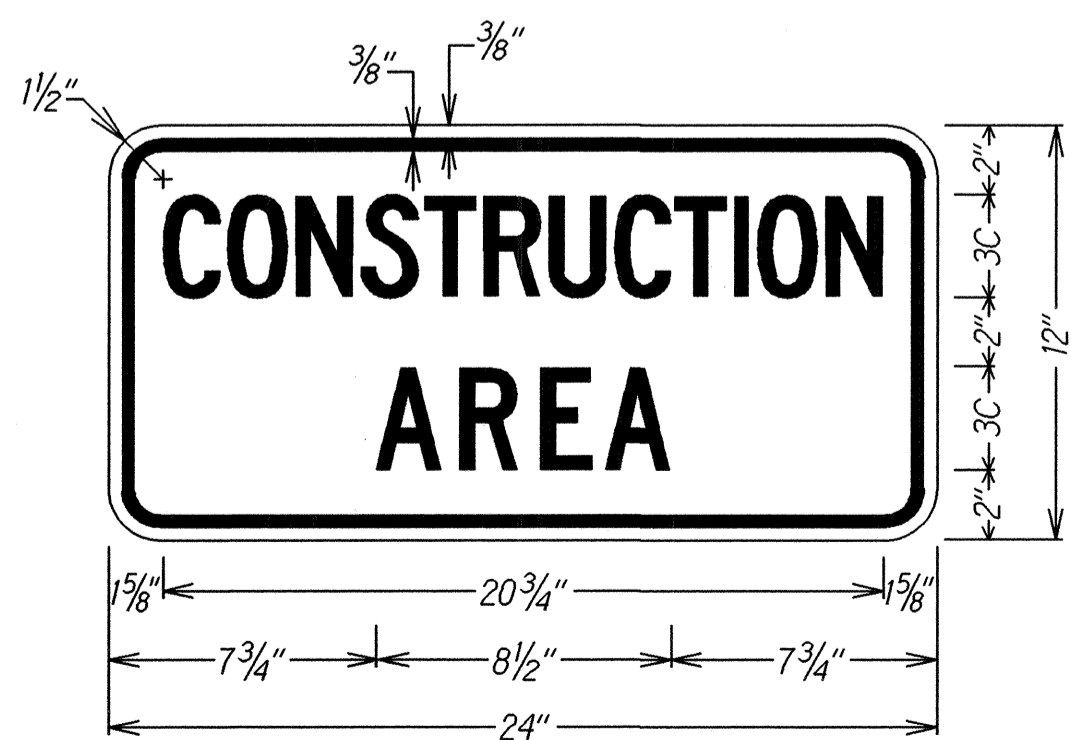
*Note:
 Legend: Black
 Background: Orange
 Speed Limit: Black on White

TYPICAL DETAIL FOR CONSTRUCTION SIGNS
 ON MULTILANE DIVIDED LOW SPEED HIGHWAY

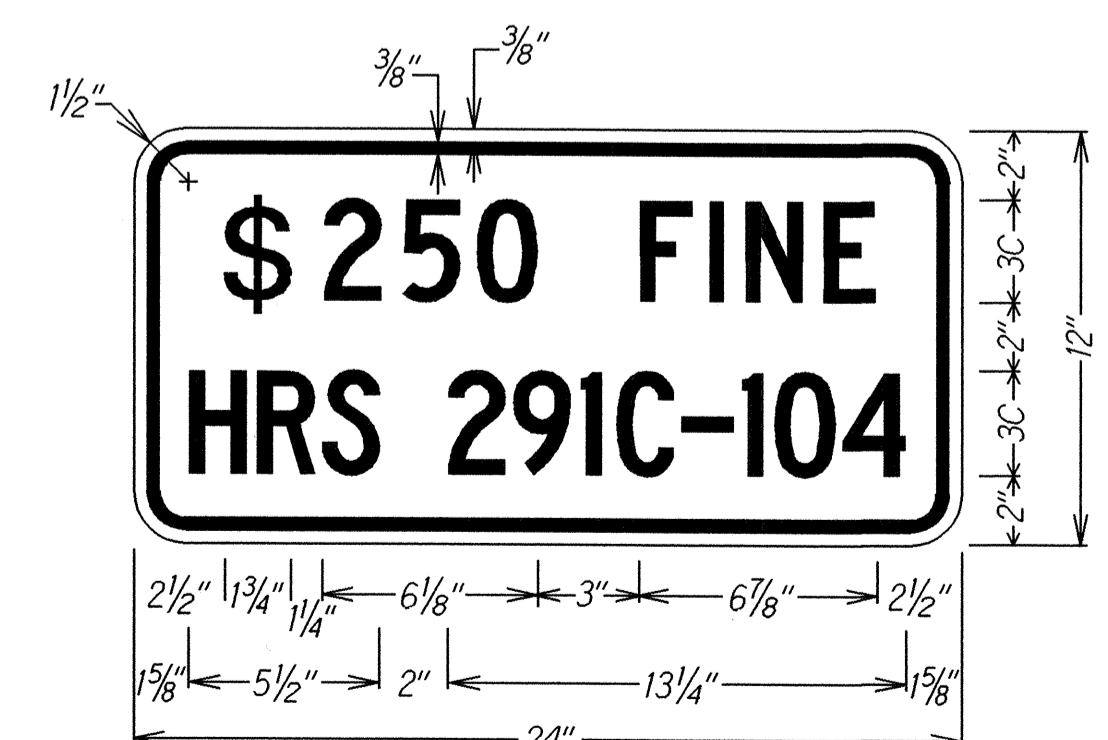
Work Zone Notes:

1. This Work Zone Sign Plan is intended for use on long-term stationary work zones/construction phases (3 days or more). All work zones or construction phases less than 3 days duration will use Traffic Control Plans shown in Section 645 of the Special Provisions.
2. All existing regulatory speed limit signs with posts within the work zone/project limits shall be removed and replaced with work zone speed limit sign assemblies (R2-1(25) and CW3-5(25) with "CONSTRUCTION AREA" and "\$250 FINE HRS 291C-104" Supplemental Signs).
3. Construction sign assemblies shall be installed on both the approaching and trailing ends of each work zone as shown on this plan.
4. Each construction warning sign shall have a minimum of two (2) Type II OM. Each work zone speed limit assembly shall have a minimum of one (1) Type II OM. Installation of each Type II OM shall be considered incidental to Item No. 645.0100, Traffic Control.
5. Upon the completion of all physical work or as directed by the Engineer, all construction signs and work zone speed limit assemblies shall be removed. All speed limit signs and posts that were existing at the start of the project within the work zone/project limits shall be restored back to their original locations and configurations.
6. Placement of construction signs shall not obstruct the path of pedestrians and bicyclists.
7. The removal and restoration of existing regulatory speed limit signs with new posts along with the installation, maintenance, removal and delivery to DOT'S base yard of work zone speed limit sign assemblies and construction signs shall be considered incidental to Item No. 645.0100, Traffic Control.

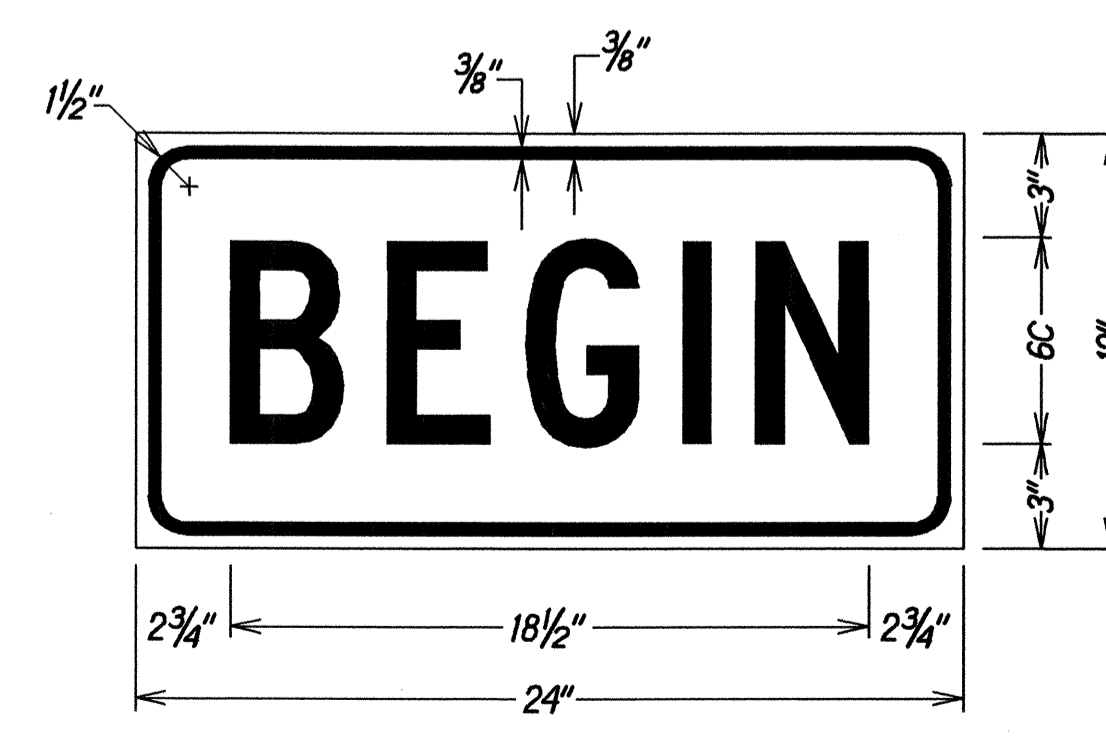
DATE	2/22/05
SURVEY PLOTTED BY	
DRAWN BY	
TRACED BY	
DESIGNED BY	
CHECKED BY	
ORIGINAL PLAN	
NOTE WORK	
DESIGNED BY	
CHECKED BY	



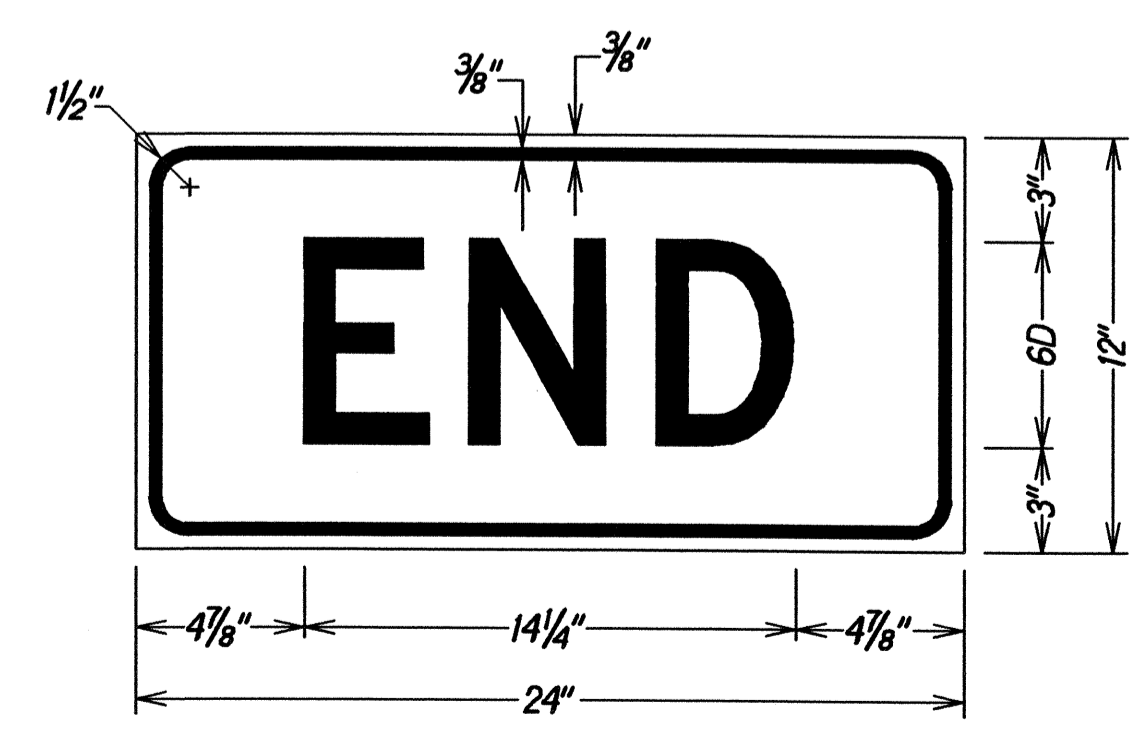
LEGEND: BLACK
 BACKGROUND: ORANGE



LEGEND: BLACK
 BACKGROUND: WHITE



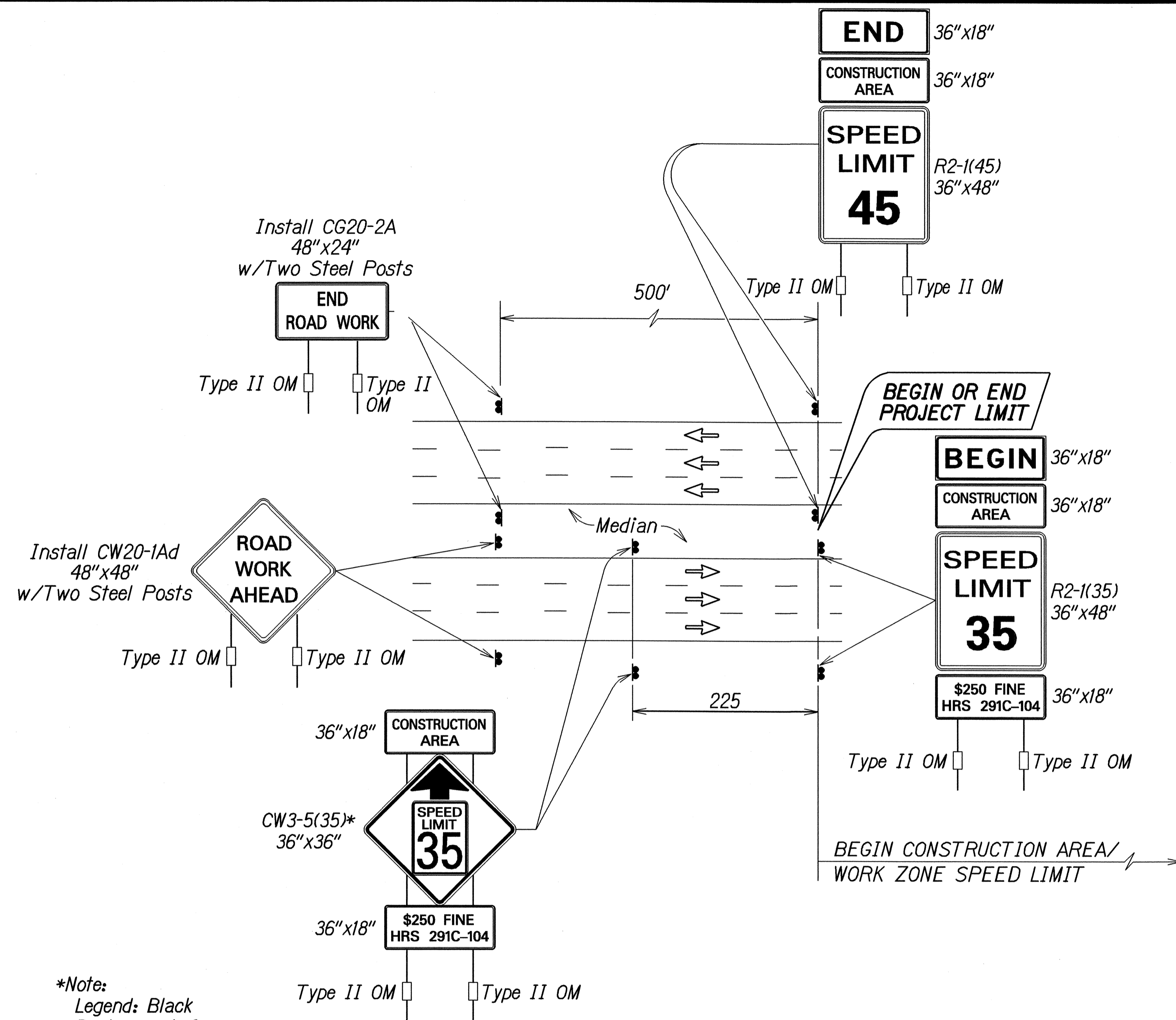
LEGEND: BLACK
 BACKGROUND: ORANGE



LEGEND: BLACK
 BACKGROUND: ORANGE

STATE OF HAWAII
 DEPARTMENT OF TRANSPORTATION
 HIGHWAYS DIVISION
LOW SPEED DIVIDED HIGHWAY
WORK ZONE SIGNING PLAN, NOTES & DETAILS
 KAMEHAMEHA HIGHWAY RESURFACING
 Kahiko Street to Pali Highway
 Project No. 83G-01-03M
 Not To Scale Date: Feb. 2005
 SHEET No. T2 OF 8 SHEETS

FED. ROAD DIST. NO.	STATE	PROJ. NO.	FISCAL YEAR	SHEET NO.	TOTAL SHEETS
HAWAII	HAW.	83G-01-03M	2005	37	47

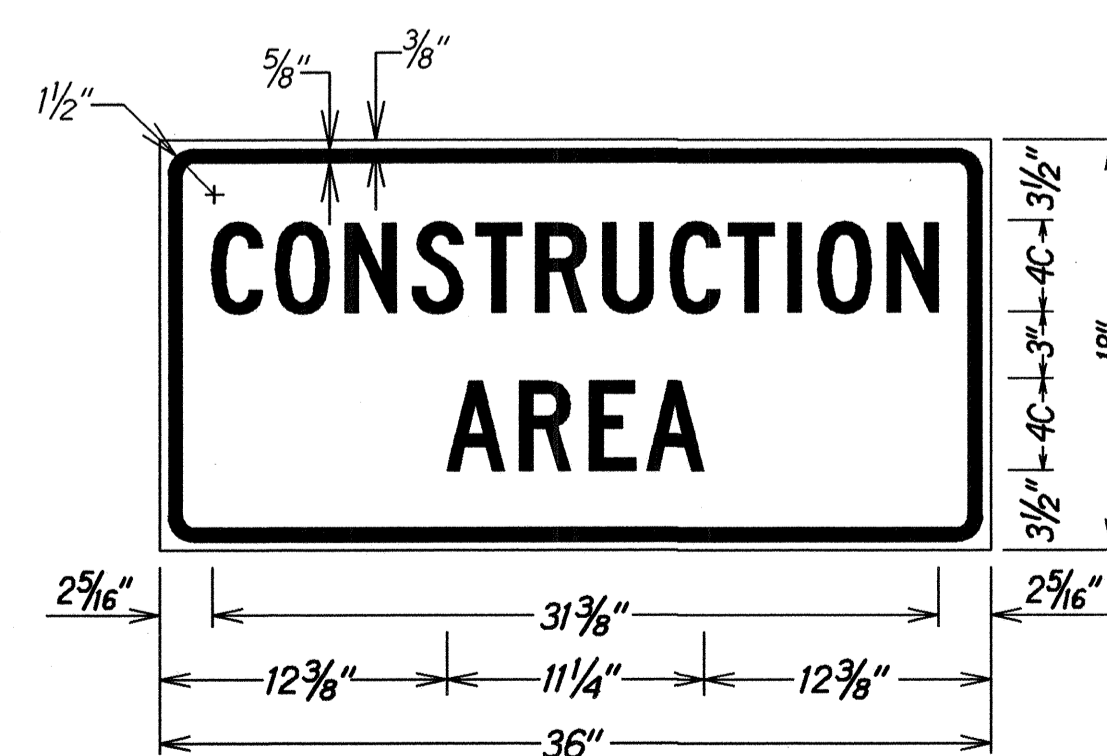


Work Zone Notes:

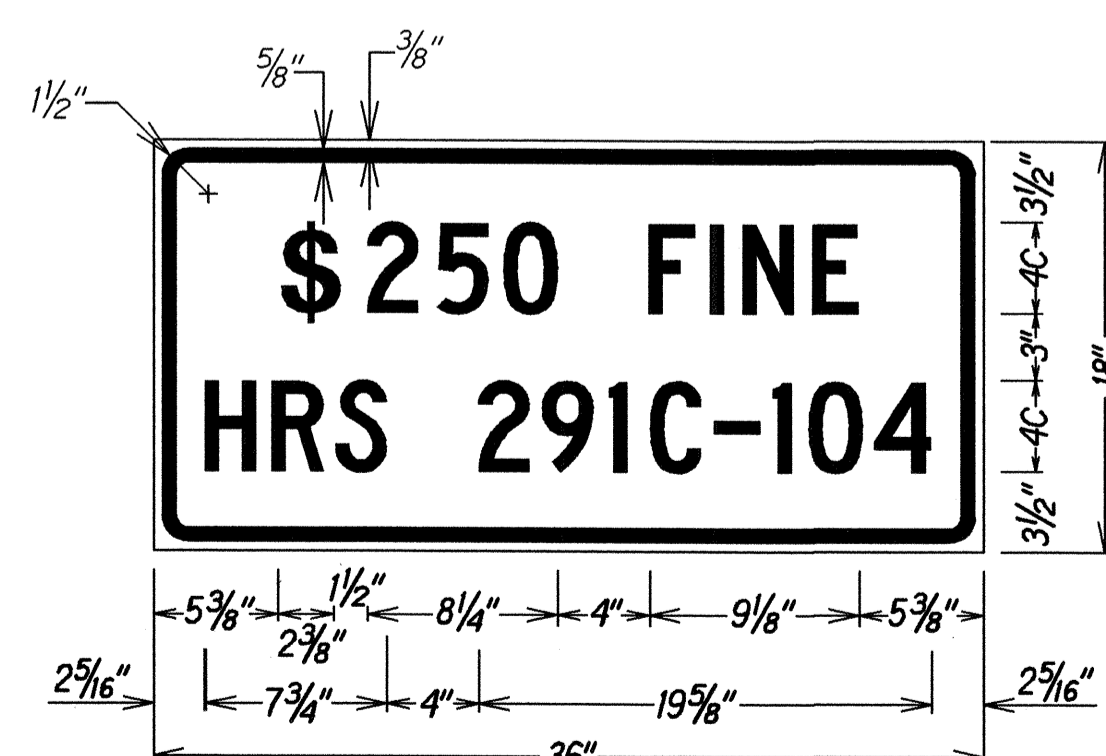
1. This Work Zone Sign Plan is intended for use on long-term stationary work zones/construction phases (3 days or more). All work zones or construction phases less than 3 days duration will use Traffic Control Plans shown in Section 645 of the Special Provisions.
2. All existing regulatory speed limit signs with posts within the work zone/project limits shall be removed and replaced with work zone speed limit sign assemblies (R2-1(35) and CW3-5(35) with "CONSTRUCTION AREA" and "\$250 FINE HRS 291C-104" Supplemental Signs).
3. Construction sign assemblies shall be installed on both the approaching and trailing ends of each work zone as shown on this plan.
4. Each construction warning sign and work zone speed limit assembly shall have a minimum of two (2) Type II OM. Installation of each Type II OM shall be considered incidental to Item No. 645.0100, Traffic Control.
5. Upon the completion of all physical work or as directed by the Engineer, all construction signs and work zone speed limit assemblies shall be removed. All speed limit signs and posts that were existing at the start of the project within the work zone/project limits shall be restored back to their original locations and configurations.
6. Placement of construction signs shall not obstruct the path of pedestrians and bicyclists.
7. The removal and restoration of existing regulatory speed limit signs with new posts along with the installation, maintenance, removal and delivery to DOT's base yard of work zone speed limit sign assemblies and construction signs shall be considered incidental to Item No. 645.0100, Traffic Control.

*Note:
 Legend: Black
 Background: Orange
 Speed Limit: Black on White

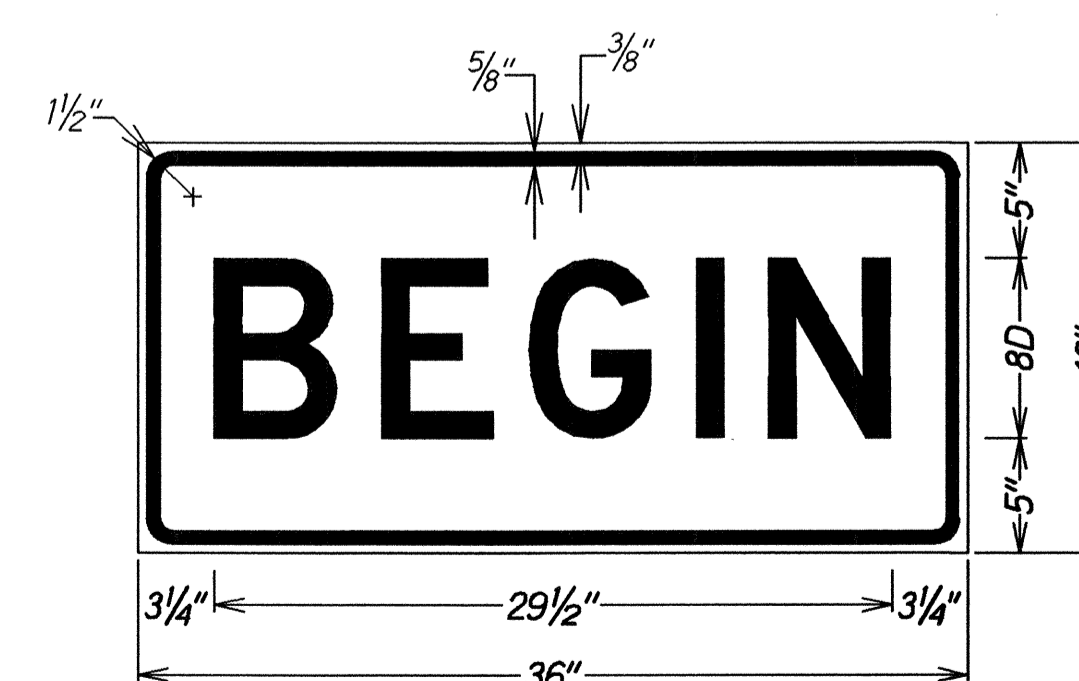
TYPICAL DETAIL FOR CONSTRUCTION SIGNS ON MULTILANE DIVIDED HIGH SPEED HIGHWAY



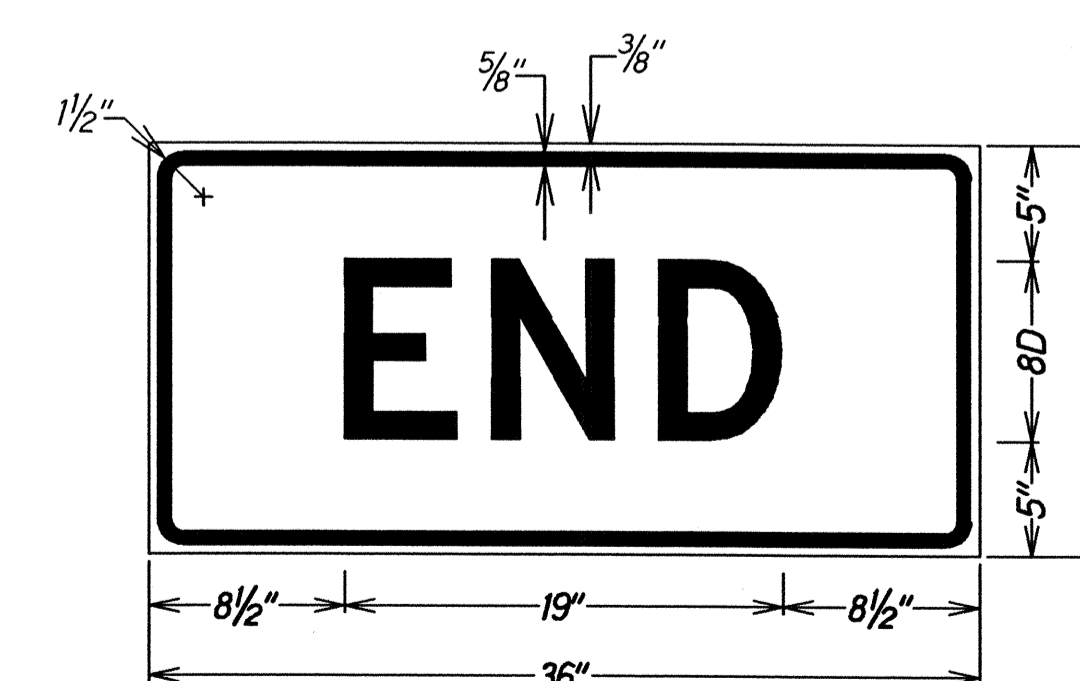
LEGEND: BLACK
 BACKGROUND: ORANGE



LEGEND: BLACK
 BACKGROUND: WHITE



LEGEND: BLACK
 BACKGROUND: ORANGE



LEGEND: BLACK
 BACKGROUND: ORANGE

DATE: 2/22/05
DESIGNED BY: [Signature]
CHECKED BY: [Signature]
DATE: [Blank]
DESIGNED BY: [Blank]
CHECKED BY: [Blank]

STATE OF HAWAII
 DEPARTMENT OF TRANSPORTATION
 HIGHWAYS DIVISION
**HIGH SPEED DIVIDED HIGHWAY
 WORK ZONE SIGNING PLAN, NOTES&DETAILS**
 KAMEHAMEHA HIGHWAY RESURFACING
 Kahiko Street to Pali Highway
 Project No. 83G-01-03M
 Not To Scale Date: Feb. 2005
 SHEET No. T3 OF 8 SHEETS