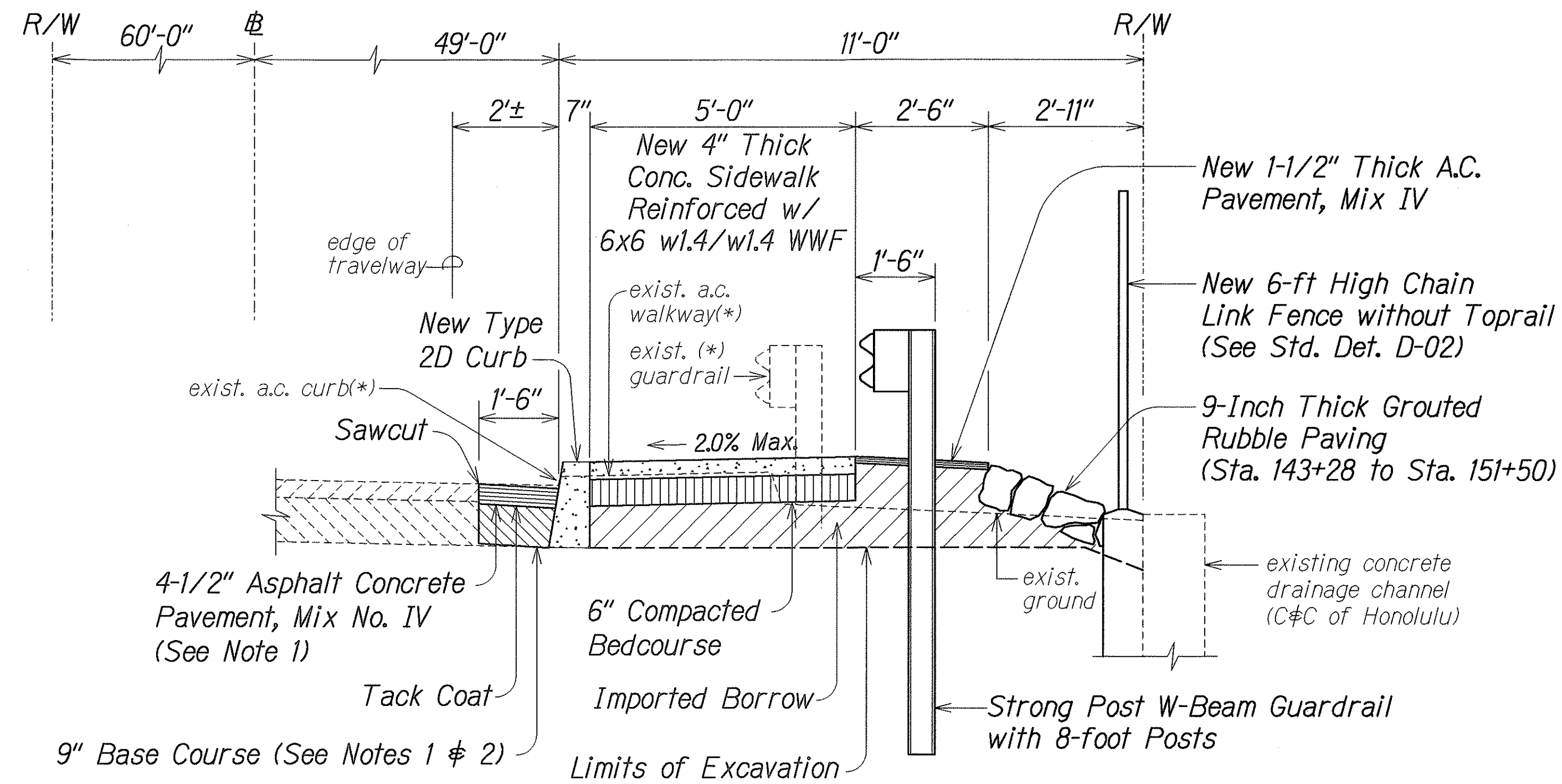


FED. ROAD DIST. NO.	STATE	PROJ. NO.	FISCAL YEAR	SHEET NO.	TOTAL SHEETS
HAWAII	HAW.	83F-02-00M	2004	9	98

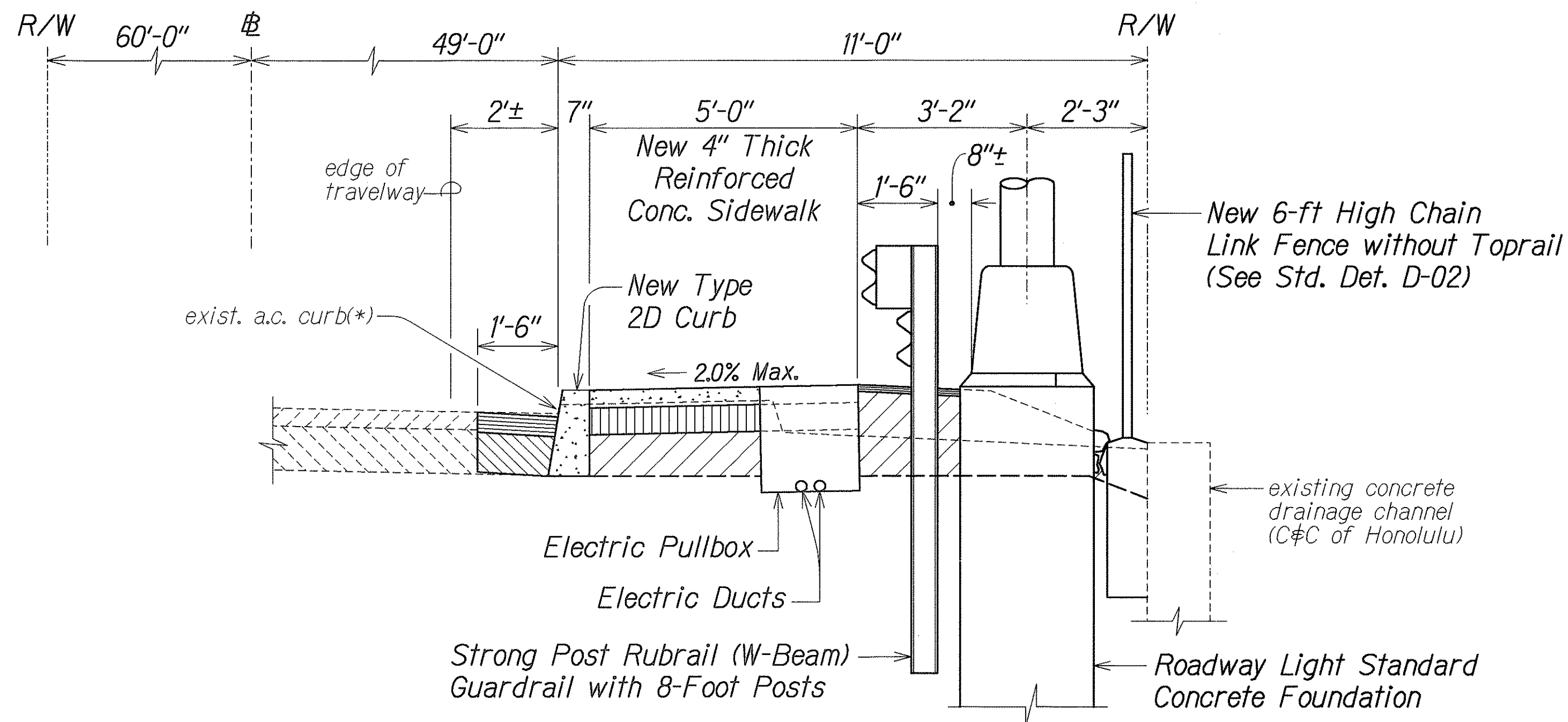


TYPICAL CURB & SIDEWALK SECTION

(Sta. 143+27.6 to Sta. 151+50)

Scale: 1/2"=1'-0"

(*) Note: Demolish & remove the indicated exist. items.



TYPICAL SECTION w/ ROADWAY LIGHT


(Sta. 143+27.6 to Sta. 151+50)

Scale: 1/2"=1'-0"

Notes:

1. New A.C. pavement and base course to match existing thickness or the minimum thicknesses shown, whichever is greater. Pavement structure shall be equal to or better than existing in thickness and quality.
2. Base Course to be one of the following:
 - a. Plant Mix Asphalt Concrete Base Course
 - b. Recycled Plant Mix Asphalt Concrete Base Course
 - c. Plant Mix Glassphalt Concrete Base Course

SURVEY PLOTTED BY	DATE
DRAWN BY	
TRACED BY	
NOTED BY	
CHECKED BY	
ORIGINAL PLAN	
NOTE BOOK	



THIS WORK WAS PREPARED BY ME OR UNDER MY SUPERVISION AND CONSTRUCTION OF THIS PROJECT WILL BE UNDER MY OBSERVATION

Glenn K. Ikeda
P.E., Inc.
dba PARK ENGINEERING
LICENSE EXPIRES: 4-30-04

STATE OF HAWAII
DEPARTMENT OF TRANSPORTATION
HIGHWAYS DIVISION

TYPICAL SECTIONS

KAHEKILL HIGHWAY LIGHTING IMPROVEMENTS

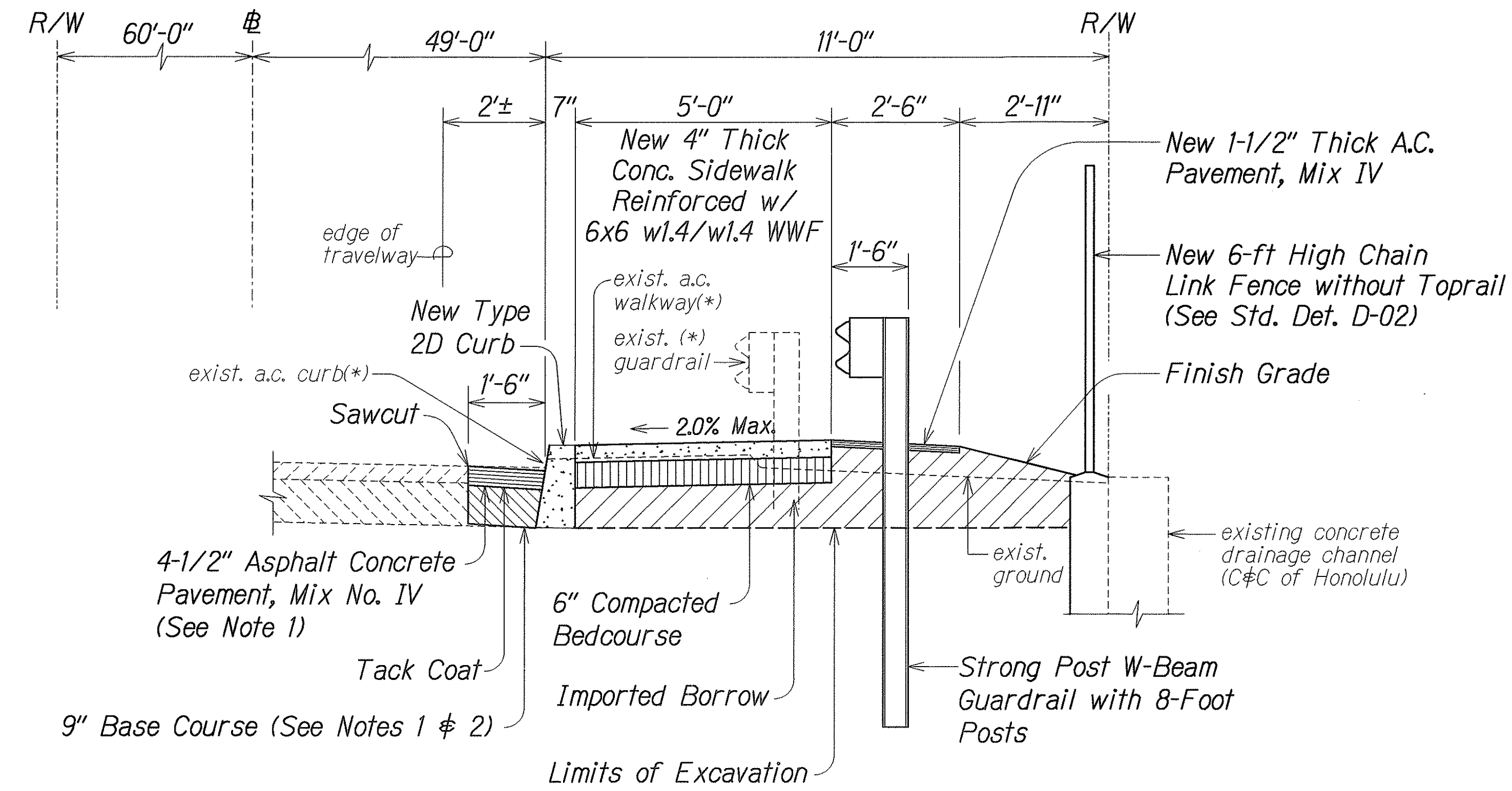
Haiku Road to Ahulmanu Place

Project No. 83F-02-00M

Scale: As Noted Date: Sept. 2002

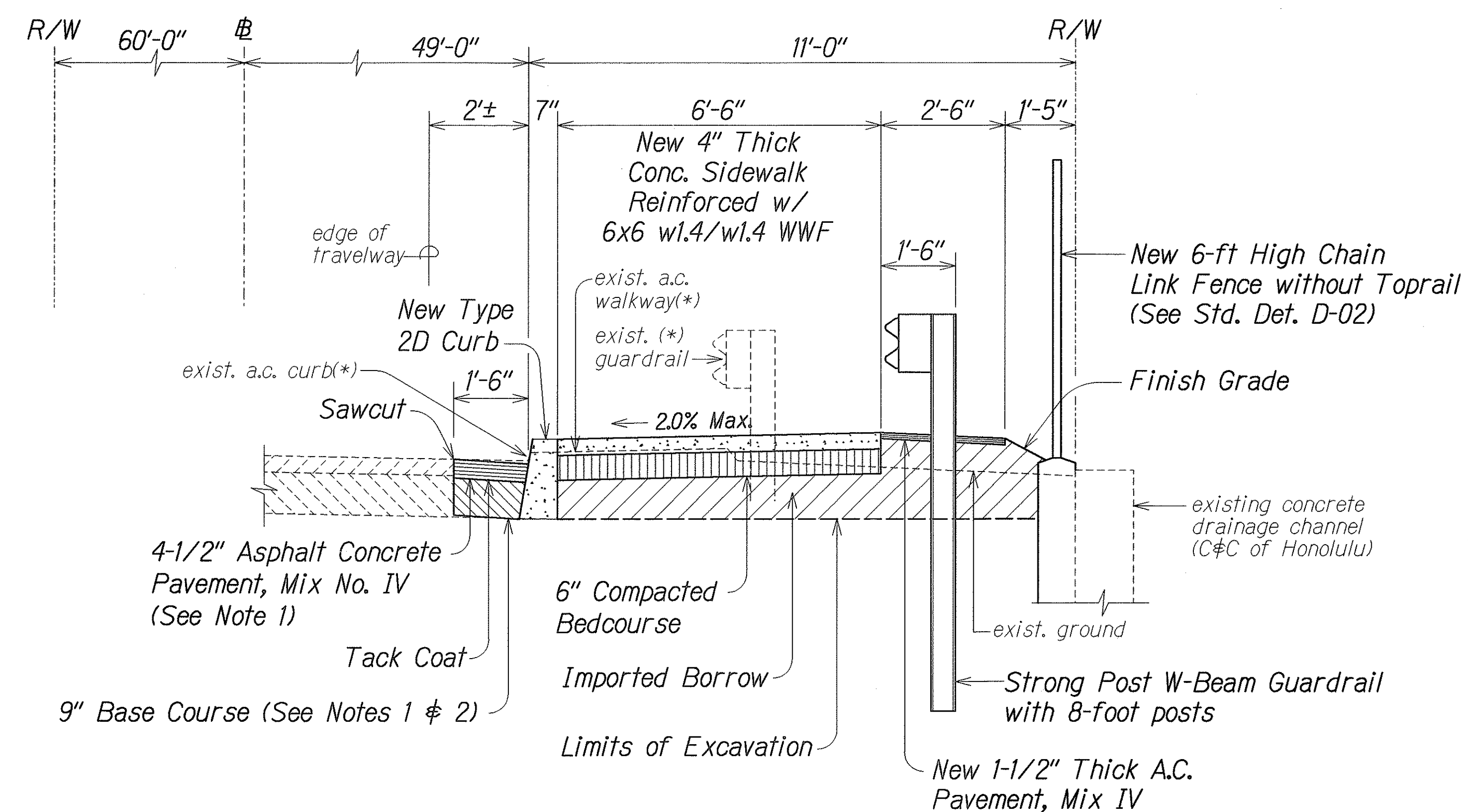
SHEET No. 1 OF 2 SHEETS

FED. ROAD DIST. NO.	STATE	PROJ. NO.	FISCAL YEAR	SHEET NO.	TOTAL SHEETS
HAWAII	HAW.	83F-02-00M	2004	10	98



(*) Note: Demolish & remove the indicated exist. items.

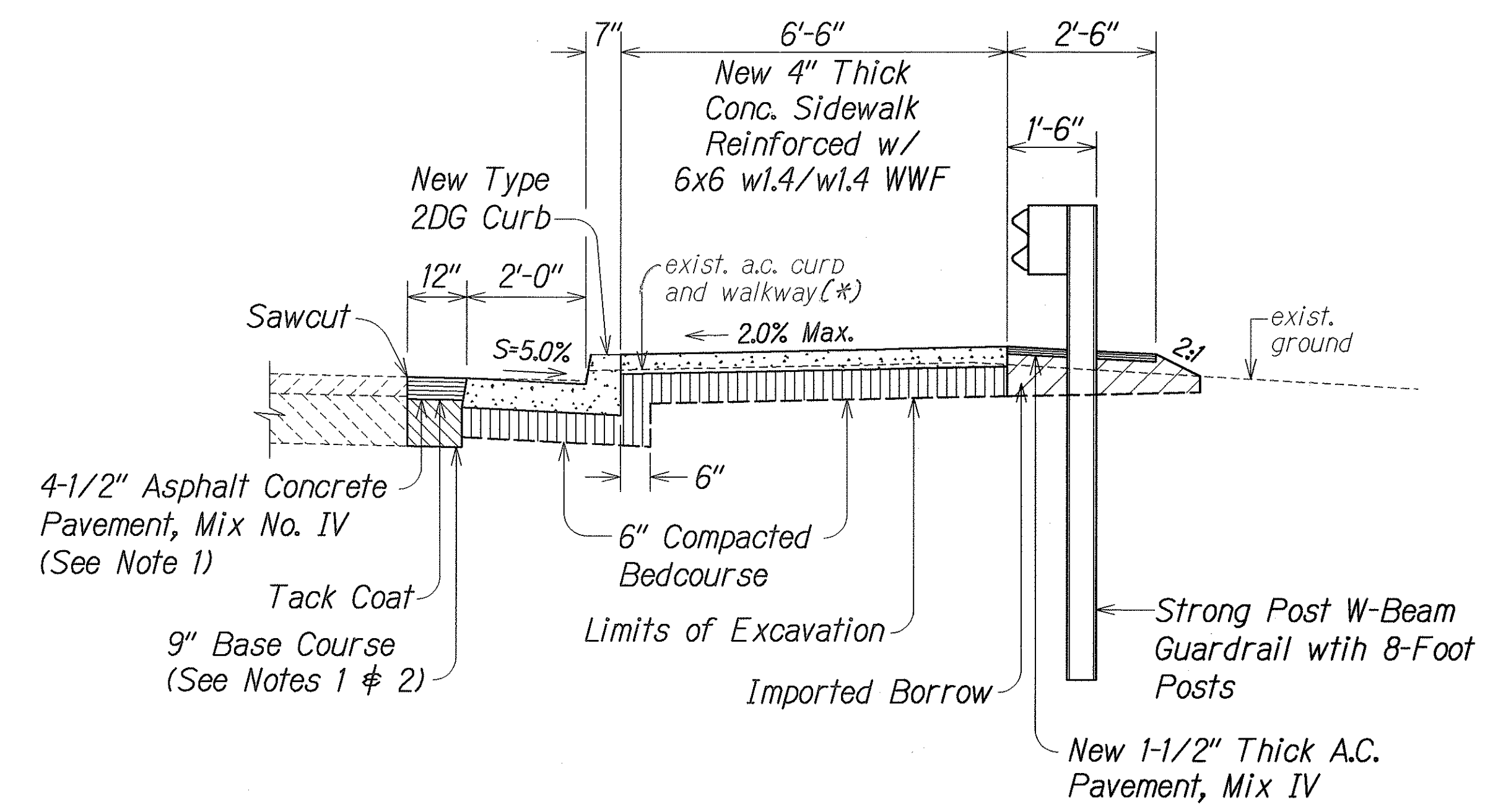
TYPICAL CURB & SIDEWALK SECTION
(Sta. 151+50 to Sta. 155+30)
Scale: 1/2"=1'-0"



TYPICAL CURB & SIDEWALK SECTION
(Sta. 155+30 to Sta. 155+93.33)
Scale: 1/2"=1'-0"

Notes:

1. New A.C. pavement and base course to match existing thickness or the minimum thicknesses shown, whichever is greater. Pavement structure shall be equal to or better than existing in thickness and quality.
2. Base Course to be one of the following:
 - a. Plant Mix Asphalt Concrete Base Course
 - b. Recycled Plant Mix Asphalt Concrete Base Course
 - c. Plant Mix Glassphalt Concrete Base Course



TYPICAL CURB & SIDEWALK SECTION
(Sta. 155+93.33 to Curb Ramp No. 3)
Scale: 1/2"=1'-0"

SURVEY PLOTTED BY	DATE
DRAWN BY	
DESIGNED BY	
QUANTITIES BY	
CHECKED BY	

GLENN K. IKEDA
LICENSED PROFESSIONAL ENGINEER
No. 8328-C
HAWAII, U.S.A.

THIS WORK WAS PREPARED BY ME OR UNDER MY SUPERVISION AND CONSTRUCTION OF THIS PROJECT WILL BE UNDER MY OBSERVATION

Glenn K. Ikeda
P/E, Inc.
dba PARK ENGINEERING
LICENSE EXPIRES: 4-30-04

STATE OF HAWAII
DEPARTMENT OF TRANSPORTATION
HIGHWAYS DIVISION

TYPICAL SECTIONS

KAHEKILI HIGHWAY LIGHTING IMPROVEMENTS
Haiku Road to Ahulimanu Place
Project No. 83F-02-00M

Scale: As Noted Date: Sept. 2002

SHEET No. 2 OF 2 SHEETS