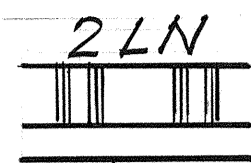


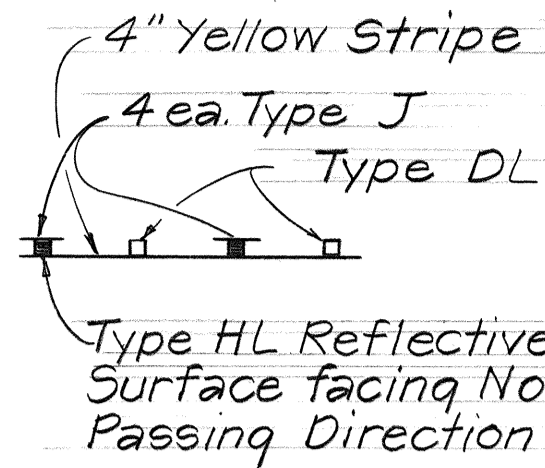
FED. ROAD DIST. NO.	STATE	PROJ. NO.	FISCAL YEAR	SHEET NO.	TOTAL SHEETS
HAWAII	HAW.	83D-01-86M	1986	38	57

LEGEND




Crosswalk and Stop Line (All stop lines 10'-0" from Crosswalk unless otherwise noted.)

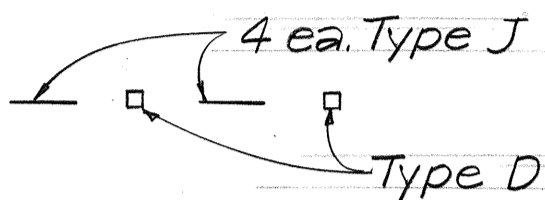
- 4" White Edge Stripe or 8" White Edge Stripe (Paint)
- Reflector Marker RM-1
- Reflector Marker RM-3
- Reflector Marker RM-4



Passing Prohibited Zone



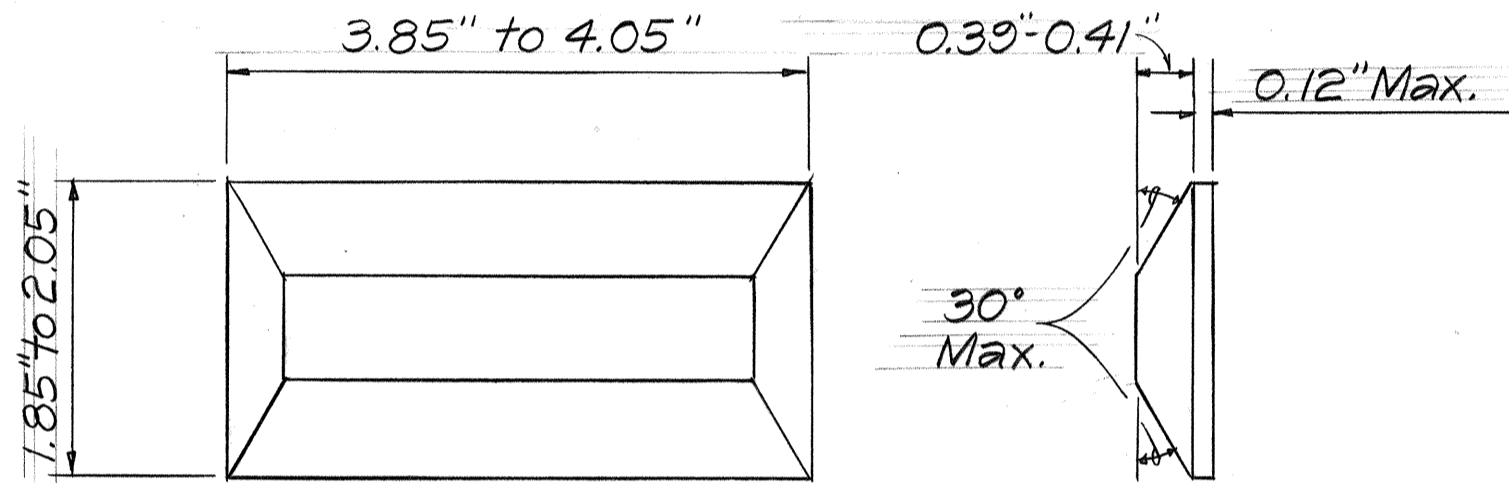
Double 4" Yellow Stripe with Type DL Markers @ 20' o.c.



Passing Permitted

REFLECTOR MARKER SUMMARY			
TYPE	DESCRIPTION	QUANTITY	
		w/Flexible Post	w/Metal Post
RM-1	Reflector Marker	67	7
RM-3	Reflector Marker	8	8
RM-4	Reflector Marker		1

OBJECT MARKER SUMMARY		
STATION	OBJECT	EACH
676+68± Lt.	Tree	1
677+30± Lt.	Tree	1
678+10± Lt.	Tree	1
687+55± Lt.	P.P.	1
690+58± Lt.	P.P.	1
746+85± Rt.	Tree	4
778+90± Lt.	P.P.	1
796+00± Lt.	P.P.	1
806+70± Rt.	Guy	1
807+10± Lt.	P.P.	1
808+70± Rt.	Tree	6
815+50± Lt.	Tree	1
856+00± Lt.	P.P.	1
872+65± Lt.	P.P.	1
873+50± Lt.	P.P.	1
874+85± Lt.	P.P.	1
884+00± Lt.	P.P.	1
886+80± Rt.	Tree	3



TYPES CL, DL & HL MARKERS

RED-CLEAR REFLECTIVE MARKER (CL)

or

TWO-WAY YELLOW REFLECTIVE MARKER (DL)

or

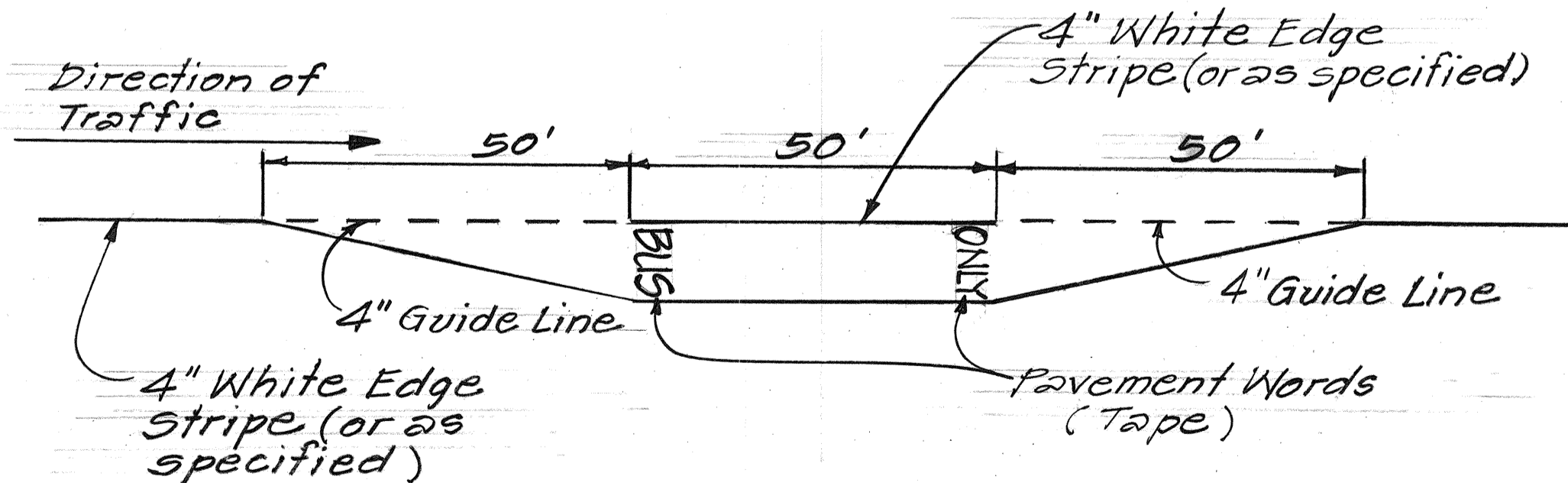
ONE-WAY YELLOW REFLECTIVE MARKER (HL)

Not To Scale

PAVEMENT STRIPING & MARKING SUMMARY	
DESCRIPTION	QUANTITY
4" White Edge Stripe (Paint)	23,776 L.F.
8" White Edge Stripe (Paint)	6,424 L.F.
12" Pavement Stripe (Tape)	253 L.F.
Crosswalk Marking (Tape)	6 Lanes
4" Yellow Stripe (Tape)	5,100 L.F.
Double 4" Yellow Stripe (Tape)	6,220 L.F.
Type DL Pavement Marker	535 Ea.
Type HL Pavement Marker	130 Ea.
Type J Pavement Marker	892 Ea.

TRAFFIC MARKING & SIGNING NOTES:

- Stop bars at crosswalk shall be a minimum distance of 10 Feet from the crosswalk unless otherwise directed by the Engineer. All Stop Bars shall be 12" wide.
- Backing for all new Regulatory and Warning Signs shall not be spliced.
- All reflector marker posts shall be flexible except those installed back of guardrails which should be metal posts. RM-4's should be installed on metal posts.
- Existing crosswalk markings partially remaining after final paving should be completely striped or removed as directed by the Engineer. Payment for the work shall be considered incidental to the various items.
- All pavement striping and marking shall be of preformed marking tape except for edge striping which shall be paint.
- All existing signs are to remain in-place unless otherwise noted on plans or as directed by the Engineer.
- Existing signs shall not be removed until replacements are installed or messages are no longer applicable. The Engineer will determine applicability of messages.
- Existing signs to be relocated as shown on the plans, and as directed by the Engineer shall be constructed in accordance with the requirements of Section 621- Destination, Directional, Regulatory and warning signs of the Specifications. Payment for the work, complete in place, will be considered incidental to the various pay items and no additional payment will be made for this work.
- Details of Types C, D & H Markers on Plan Shts. shall be superseded with details of Types CL, DL & HL Markers as shown, respectively. References to Types C, D & H Markers shall be made to Types CL, DL & HL Markers.
- Contractor shall install Type II object markers as shown on the schedule and/or as directed by the Engineer.



BUS BAY STRIPING

Scale: 1" = 20'

STATE OF HAWAII DEPARTMENT OF TRANSPORTATION HIGHWAYS DIVISION	
TRAFFIC NOTES & SCHEDULES	
KAMEHAMEHA HIGHWAY RESURFACING	
Kualoa to Lau Place	
PROJECT No. 83D-01-86M	
Scale: As noted	Date: April, 1986
SHEET No. 1 OF 1 SHEETS	