FED. ROAD DIST. NO.	STATE	PROJ. NO.	FISCAL YEAR	SHEET NO.	TOTAL SHEETS
HAWAII	HAW.	NH-083-1(082)	2022	ADD. 55	99

SIGNING NOTES:

1. All sign panels shall conform to Section 630, 631 and 632 of the specifications, DOT standard plans, and the latest editions and amendments of the following FHWA publications: "Manual on Uniform Traffic Control Devices for Streets and Highways", "Standard Highway Signs" and "Standard Alphabets for Highway Signs".
2. For Miscellaneous Sign Details, see Standard Plan TE-01 to TE-18.
3. Existing Signs to be removed shall be disposed of by the Contractor. Removal of signs shall also include the removal of post and foundation to a minimum height of 1-foot below the ground. Payment for the removal of such signs shall be incidental to the various contract items.
4. The Contractor shall backfill all holes, depressions and pits left by the removal of the existing signs with embankment material.
5. The cost of trimming existing vegetation for installation of signs to provide a clear view of the sign(s) shall be considered incidental to the sign(s).
6. Existing signs that are to be replaced shall not be removed until new signs are installed as replacements, or the messages are no longer necessary.
7. Final locations of all signs shall be approved by the Engineer prior to any installation work.
8. Existing signs not shown on these plans shall remain as posted unless otherwise directed by the Engineer. Removal and disposal of existing signs and/or posts as designated on these plans shall be incidental to the various signing items.
9. All existing sign post(s) to remain within the sidewalk area shall meet the minimum clear width of 48 inches from the sidewalk edge. Where necessary, the existing sign post(s) shall be relocated to meet the minimum clear width. This work shall not be paid for separately but shall be considered incidental to the various contract items.
10. The Contractor shall erect advanced construction warning signs at the beginning and at the end of the project site. Construction warning signs shall be placed as indicated on the plans or as directed by the Engineer. The signs shall be kept in place for the duration of the project and shall be maintained by the Contractor. These signs shall be placed in addition to the required traffic control signs called for in Section 645 - Work Zone Traffic Control.
11. Backing for all new regulatory and warning signs shall not be spliced.
12. ⚠ Install Yellow Reflector Marker RM-2 on new sign posts per Standard Plan TE-14.

PAVEMENT MARKING NOTES:

1. Location of pavement markers is shown schematically. For exact location of markers in relation to stripe, see Standard Plans T-7, T-8, T-9 & T-10.
2. All pavement striping, legends and symbols shall be retroreflective thermoplastic compound pavement markings.
3. Removal of existing pavement markings shall be considered incidental to the various contract items.
4. Layout of pavement markings and striping shall be done by the Contractor and approved by the Engineer prior to any installation work.
5. Existing pavement markings not incorporated in the final traffic pattern shall be removed as directed by the Engineer. The costs shall be incidental to the various pavement marking items.
6. Raised pavement markers shall not be installed within crosswalks.
7. All pavement striping shall be as noted on the legend or plans.
8. All preformed pavement marking tapes over existing pavement shall be applied with an approved primer as recommended by the tape's manufacturer and as approved by the Engineer. The primer shall be allowed to dry to the tacky stage prior to tape application.
9. Contractor shall verify locations of fire hydrants prior to installation of Type DB Raised Pavement Markers.

LEGEND

- Pavement Arrow (Thermoplastic Extrusion)
- Type DB Raised Pavement Marker (See Note 9)
- Existing Sign
- New Sign
- New Destination Sign
- Type II (OM2-2V) Object Marker
- Bicycle Pavement Markings (Thermoplastic Extrusion)
- ONLY — Pavement Word (Thermoplastic Extrusion)
- (A) Install new sign(s) and post(s)
- (B) Remove existing sign(s) and post(s)
- (C) Replace existing sign(s) with new sign(s)
- (D) Install new sign(s) on existing post(s)
- (E) Remove existing sign(s)
- (F) Existing Sign(s) to Remain
- (G) Relocate existing sign(s) on new post(s)

LEGEND CONT.

1. White, 6" Pavement Striping (Type I, Tape, or Thermoplastic)
2. White, 6" Pavement Striping with Type C Raised Pavement Markers @ 40'-0" o.c. (Tape, Type I or Thermoplastic Extrusion)
3. White, 4" Pavement Striping (Type III, Tape, Thermoplastic)
4. Yellow, Double 4" Pavement Striping with Type D Raised Pavement Markers @ 20'-0" o.c. (Tape, Type I or Thermoplastic Extrusion) (Thermoplastic Hot Spray where rumble strips present)
5. Yellow, Double 4" Pavement Striping with Type H Raised Pavement Markers @ 20'-0" o.c. (Tape, Type I or Thermoplastic Extrusion)
6. Yellow, 4" Pavement Striping with Type H Raised Pavement Markers @ 20'-0" o.c. (Tape, Type I or Thermoplastic Extrusion)
7. Yellow, 4" Pavement Striping (10'-0" Long) (Tape, Type I or Thermoplastic Extrusion)
   Type D Raised Pavement Markers @ 40'-0" o.c. (Passing Direction)
   Type H Raised Pavement Markers @ 40'-0" o.c. (No-Passing Direction)
   Yellow, 4" Pavement Striping (Tape, Type I or Thermoplastic Extrusion) (Thermoplastic Hot Spray where rumble strips present)
8. Yellow Transverse Median Marking (Tape, Type III or Thermoplastic Extrusion)
9. Yellow, Double 4" Guide Lines with Type H Raised Pavement Markers @ 20'-0" o.c. (Tape, Type I or Thermoplastic Extrusion)
10. Crosswalk (Tape, Type III or Thermoplastic Extrusion) See Detail on Sht. P-23.
11. White, 12" Guide Line (Tape, Type III or Thermoplastic Extrusion)
12. 4 each Type J Raised Pavement Markers
    Type D Raised Pavement Markers @ 40'-0" o.c.

NOTE:
□ = 4"X4"

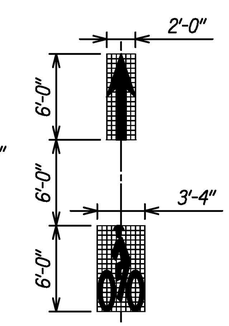

BICYCLE PAVEMENT MARKING
Not to Scale

Date	Revision
10/11/22	⚠ Added Note 12

STATE OF HAWAII
DEPARTMENT OF TRANSPORTATION
HIGHWAYS DIVISION

SIGNING AND PAVEMENT MARKINGS NOTES & LEGEND

KAMEHAMEHA HIGHWAY
INTERSECTION IMPROVEMENTS
AT KAHEKILI HIGHWAY
Federal-Aid Project No. NH-083-1(082)

JOSEPH R. SALVADOR — LICENSED PROFESSIONAL ENGINEER — No. 14094-C — HAWAII, U.S.A.

THIS WORK WAS PREPARED BY ME OR UNDER MY SUPERVISION.

SIGNATURE — 04/2024 EXPIRATION DATE OF THE LICENSE

Scale: None — Date: Sept. 2022

SHEET No. SS-1 OF 4 SHEETS

ORIGINAL PLAN	SURVEY PLOTTED BY	DRAWN BY	TRACED BY	DESIGNED BY	QUANTITIES BY	CHECKED BY	DATE
NOTE BOOK							
No.							

FED. ROAD DIST. NO.	STATE	PROJ. NO.	FISCAL YEAR	SHEET NO.	TOTAL SHEETS
HAWAII	HAW.	NH-083-1(082)	2022	56	99

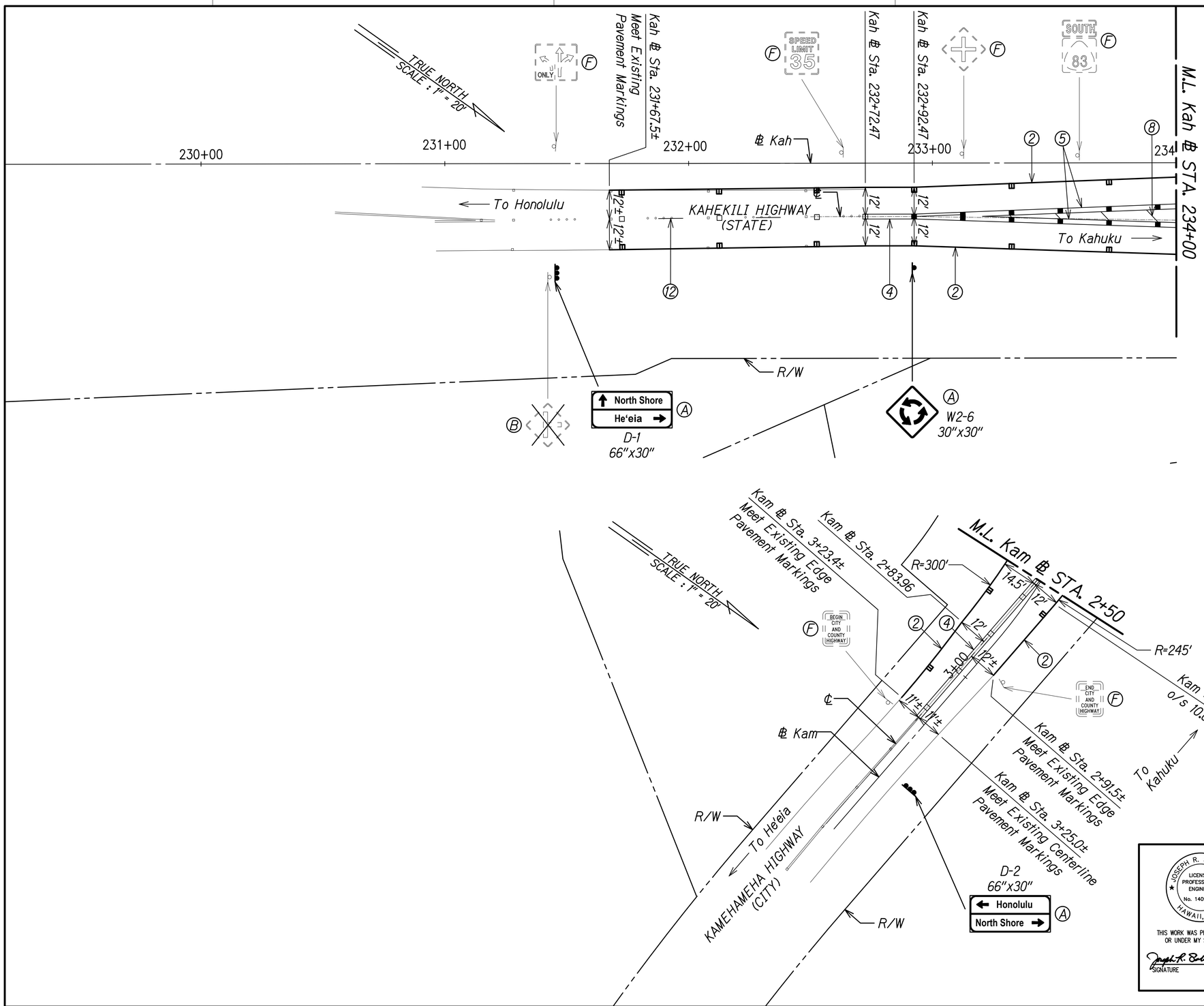

ORIGINAL PLAN
NOTE BOOK No.
SURVEY PLOTTED BY
DRAWN BY
TRACED BY
DESIGNED BY
QUANTITIES BY
CHECKED BY
DATE

THIS WORK WAS PREPARED BY ME OR UNDER MY SUPERVISION.

JOSEPH R. SALVADOR
LICENSED PROFESSIONAL ENGINEER
No. 14094-C
HAWAII, U.S.A.

SIGNATURE — EXPIRATION DATE OF THE LICENSE 04/2022

STATE OF HAWAII
DEPARTMENT OF TRANSPORTATION
HIGHWAYS DIVISION

SIGNING AND PAVEMENT MARKING PLAN - 1

KAMEHAMEHA HIGHWAY
INTERSECTION IMPROVEMENTS
AT KAHEKILI HIGHWAY
Federal-Aid Project No. NH-083-1(082)

Scale: 1"=20' Date: Sept. 2022

SHEET No. SS-2 OF 4 SHEETS

FED. ROAD DIST. NO.	STATE	PROJ. NO.	FISCAL YEAR	SHEET NO.	TOTAL SHEETS
HAWAII	HAW.	NH-083-1(082)	2022	57	99

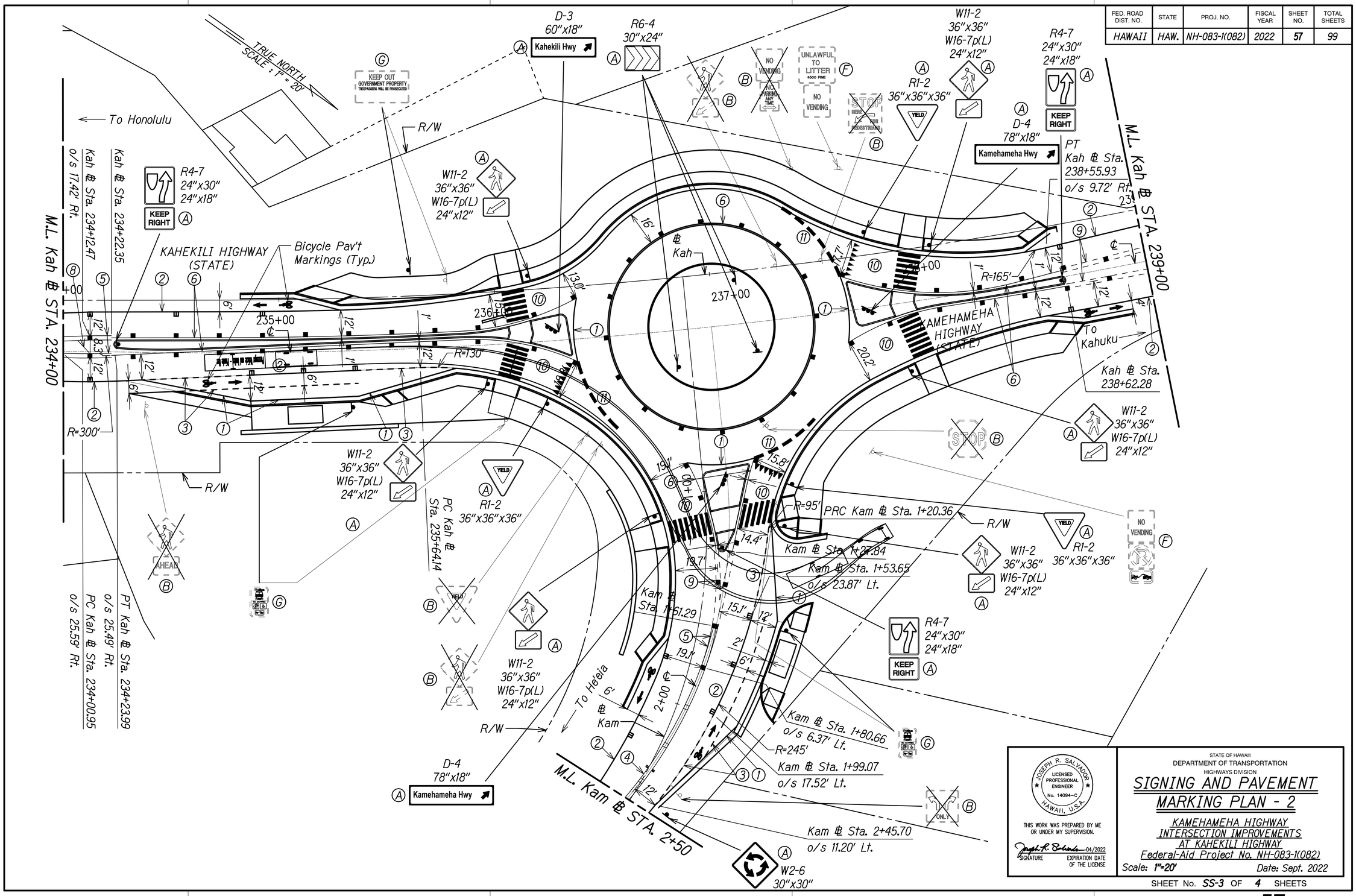

STATE OF HAWAII
DEPARTMENT OF TRANSPORTATION
HIGHWAYS DIVISION

SIGNING AND PAVEMENT MARKING PLAN - 2

KAMEHAMEHA HIGHWAY
INTERSECTION IMPROVEMENTS
AT KAHEKILI HIGHWAY
Federal-Aid Project No. NH-083-1(082)

Scale: 1"=20' Date: Sept. 2022

JOSEPH R. SALVADOR LICENSED PROFESSIONAL ENGINEER No. 14094-C HAWAII, U.S.A.

THIS WORK WAS PREPARED BY ME OR UNDER MY SUPERVISION.

SIGNATURE — EXPIRATION DATE OF THE LICENSE 04/2022

ORIGINAL PLAN	SURVEY PLOTTED BY	DATE
	DRAWN BY	
NOTE BOOK	TRACED BY	
	DESIGNED BY	
	QUANTITIES BY	
No.	CHECKED BY	

SHEET No. SS-3 OF 4 SHEETS

FED. ROAD DIST. NO.	STATE	PROJ. NO.	FISCAL YEAR	SHEET NO.	TOTAL SHEETS
HAWAII	HAW.	NH-083-1(082)	2022	58	99

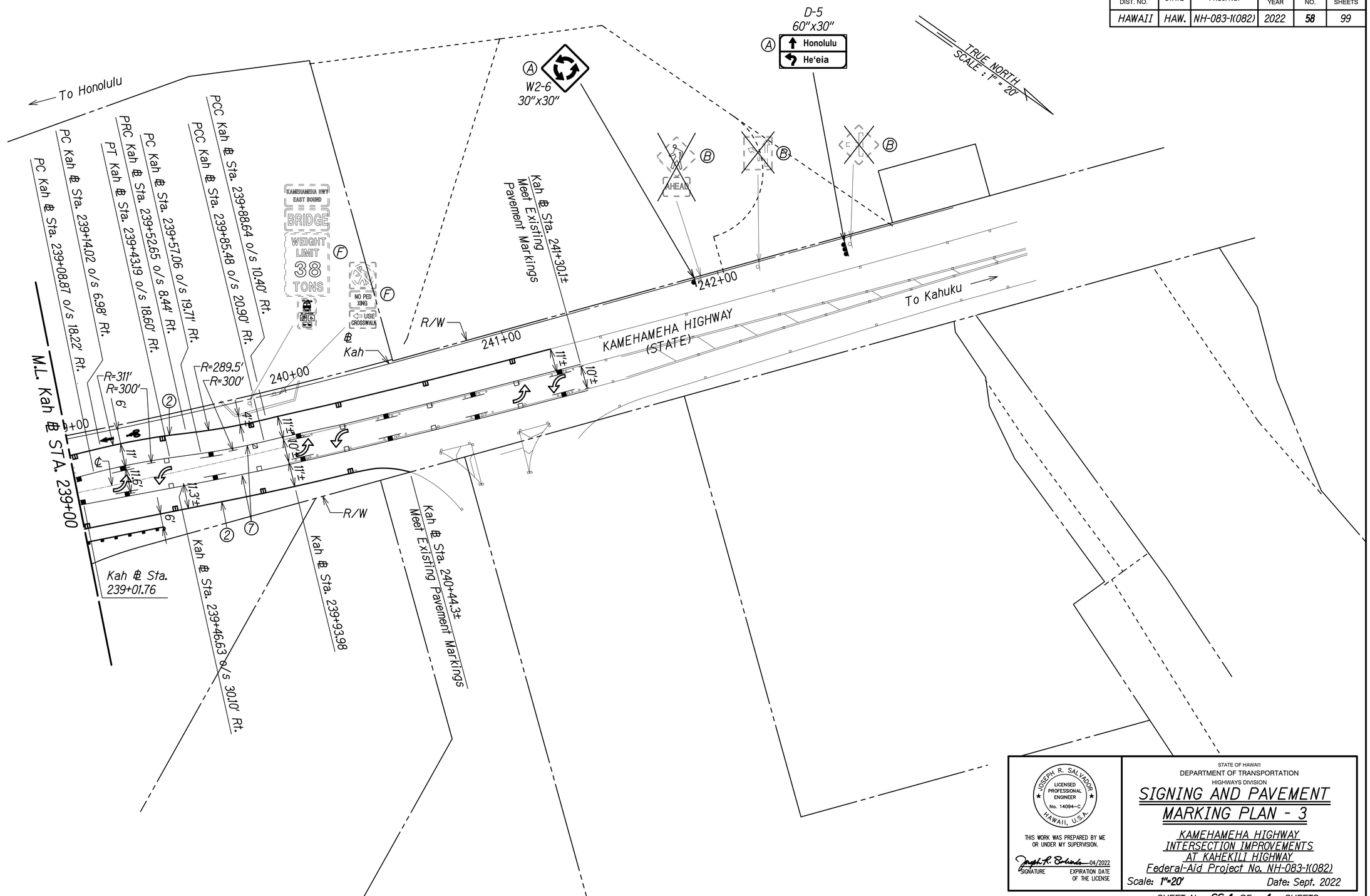

ORIGINAL PLAN	SURVEY PLOTTED BY	DATE
	DRAWN BY	
NOTE BOOK	TRACED BY	
	DESIGNED BY	
	QUANTITIES BY	
No.	CHECKED BY	

JOSEPH R. SALVADOR
LICENSED PROFESSIONAL ENGINEER
No. 14094-C
HAWAII, U.S.A.

THIS WORK WAS PREPARED BY ME OR UNDER MY SUPERVISION.

SIGNATURE — EXPIRATION DATE OF THE LICENSE 04/2022

STATE OF HAWAII
DEPARTMENT OF TRANSPORTATION
HIGHWAYS DIVISION

SIGNING AND PAVEMENT MARKING PLAN - 3

KAMEHAMEHA HIGHWAY
INTERSECTION IMPROVEMENTS
AT KAHEKILI HIGHWAY
Federal-Aid Project No. NH-083-1(082)

Scale: 1"=20' Date: Sept. 2022

SHEET No. SS-4 OF 4 SHEETS