FED. ROAD DIST. NO.	STATE	FED. AID PROJ. NO.	FISCAL YEAR	SHEET NO.	TOTAL SHEETS
	HAW.	1	1925	48	90

Note: Where piles are driven below grade or to such an elevation that when broken off to grade they will have less than 18" of the pile reinforcement projecting into the cap, the concrete must be removed for a distance of two feet and 7/8" splice bars must be wired to their reinforcement of sufficient length to project 18" in the cap. New spiral hooping of #0 wire on 4" centers shall be added and the pile rebuilt to grade.

These splices to be at the Contractor's expense. No steel has been included in the bending schedule for this purpose.

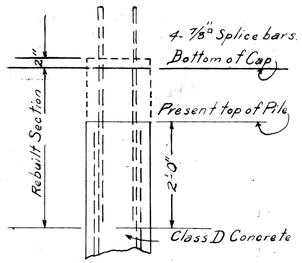

CONCRETE SOCKET PILE SPLICES.

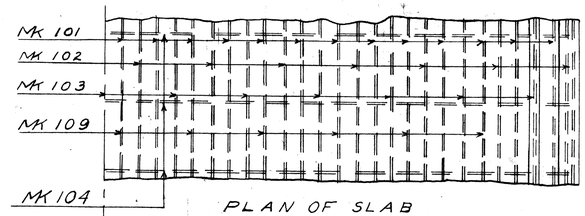

PLAN OF SLAB SHOWING REINFORCEMENT

SCHEDULE OF REINFORCEMENT FOR PILE CAP								
MK	Location	Pcs.	Size	Length	Total Length	Bending	Wt/Ft.	Total Weight
108	Cap	8	3/4" □	26'-10"	214'-8"		1.913	410.70
107	"	26	7/8" □	3'-0"	78'-0"	Omit when pile steel is used	2.603	203.00
111	"	46	1/2" □	7'-6"	345'-0"	1'-7¼" 1'-7¼"	0.85	293.30
						TOTAL WEIGHT		907.00

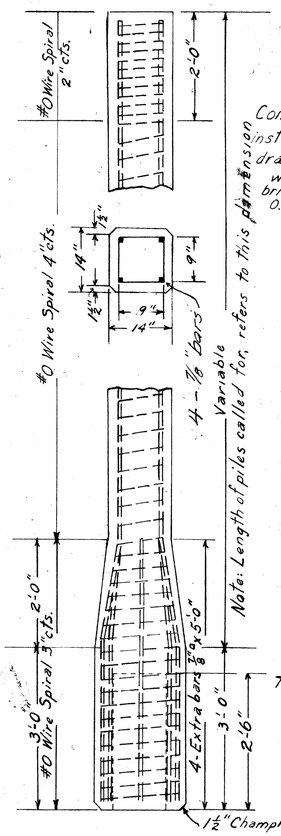

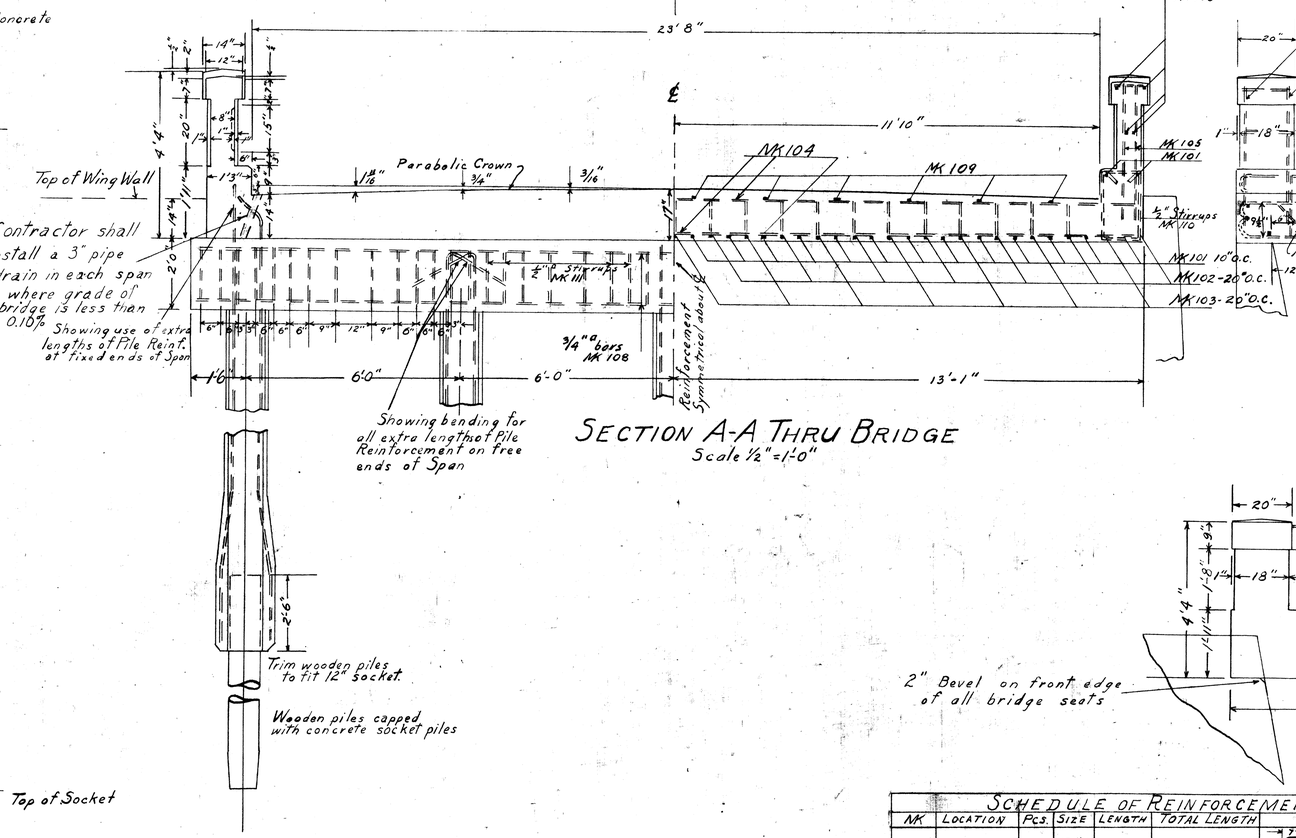

SECTION A-A THRU BRIDGE
Scale ½" = 1'-0"

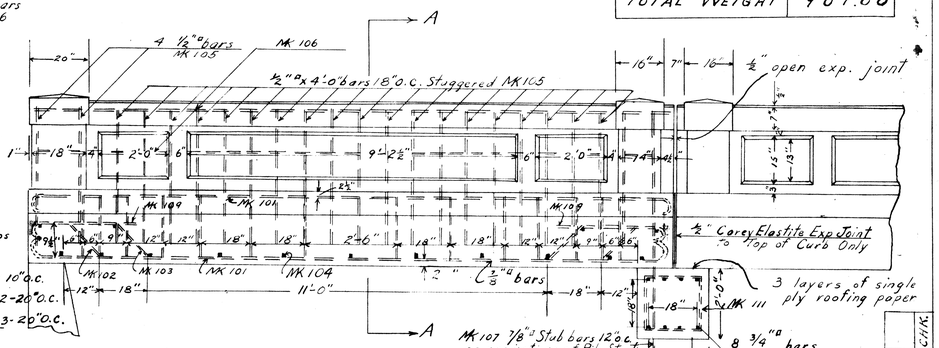

Note: Reinforcement is typical for one typical 18 ft. Bent.

LONGITUDINAL SECTION THRU ℄ OF ROAD
Scale ½" = 1'-0"



OUTSIDE ELEVATION

9-30-25	Changed Spacing 2¼" to 3½" Steel, Added Pile Steel	RE	DATE
		RWK	BY
		J.V.D.N.	CHK.

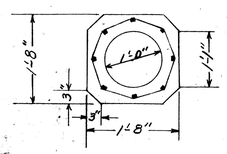

DETAIL OF SOCKET PILE
Scale ¾" = 1'-0"

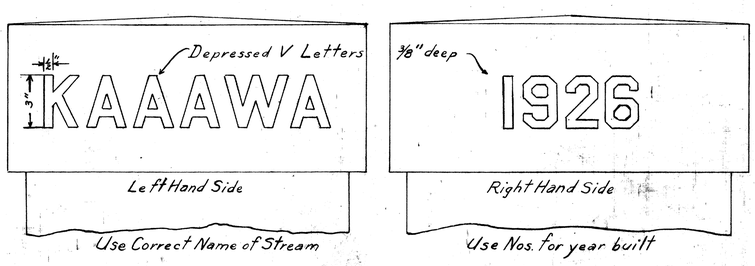

DETAIL LETTERS & FIGURES
1/4 Size Scale

SCHEDULE OF REINFORCEMENT FOR ONE TYPICAL 18 FT SPAN								
MK	LOCATION	PCS.	SIZE	LENGTH	TOTAL LENGTH	BENDING	WT/FT	TOTAL WEIGHT
101	Slab	30	7/8" □	19'-6"	585'-0"	7" 17'-7"	2.603	1522.80
102	"	14	7/8" □	20'-2"	282'-4½"	17'-7" 14'-0" 12" 45° 7" 8"	2.603	735.10
103	"	13	7/8" □	20'-2"	262'-2½"	2'-6" 11'-0" 45° 17'-7" 18"	2.603	682.50
104	"	15	1/2" □	26'-0"	390'-0"		0.85	331.50
109	"	12	7/8" □	4'-6"	540'-0"	9" 3'-9"	2.603	1405.60
105	Rail	54	1/2" □	4'-0"	216'-0"	7" 3'-5"	0.85	183.60
106	"	8	1/2" □	17'-6"	140'-0"		0.85	119.00
110	"	28	1/2" □	5'-0"	140'-0"	4¾" 11½" 1'-7½" Stirrups	0.85	119.00
						TOTAL WT.		5099.10

QUANTITIES
Class A Conc.-One 18' Span = 29.2 cu. yds.
Class A Conc.-One Pile Cap = 4.0 cu. yds.

COPY OF ORIGINAL CONTRACT PLAN

NOTE!
THIS SHEET IS THE ORIGINAL CONTRACT PLAN AND IS SUPPLIED FOR THE CONVENIENCE OF THE BIDDERS. ADDITIONAL COMPENSATION WILL NOT BE MADE IF THE EXISTING BRIDGES ARE NOT BUILT IN ACCORDANCE WITH THIS SHEET.

KAMEHAMEHA HIGHWAY PROJECT I

STANDARD DETAILS FOR CONCRETE BRIDGES

SCALE As Noted DATE Sept. 1925

3076.48

SHEET No. 3 OF 3 SHEETS