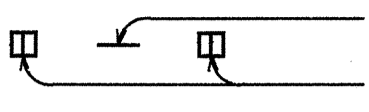
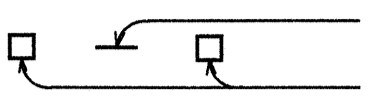
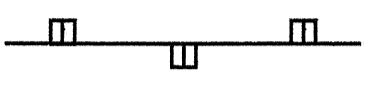
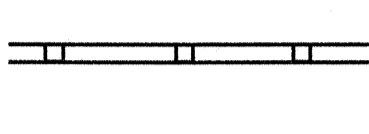
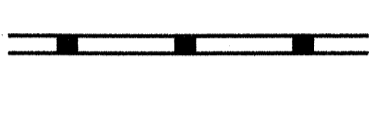

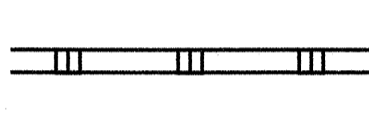
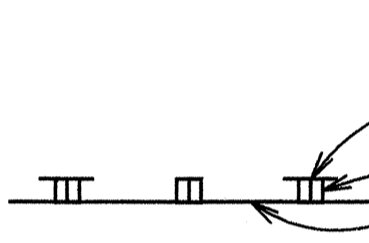


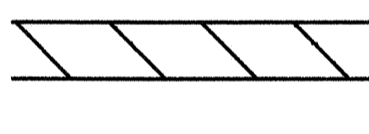
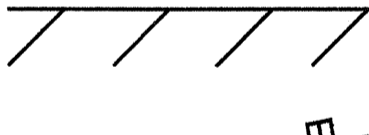



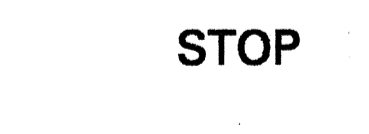
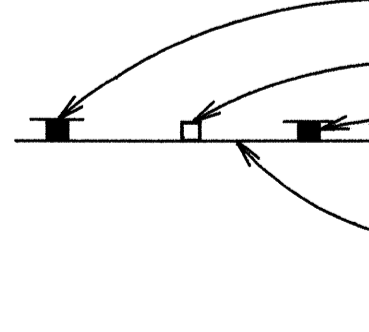
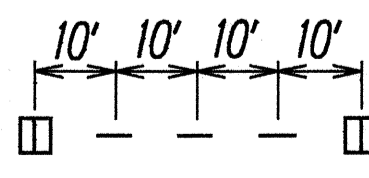


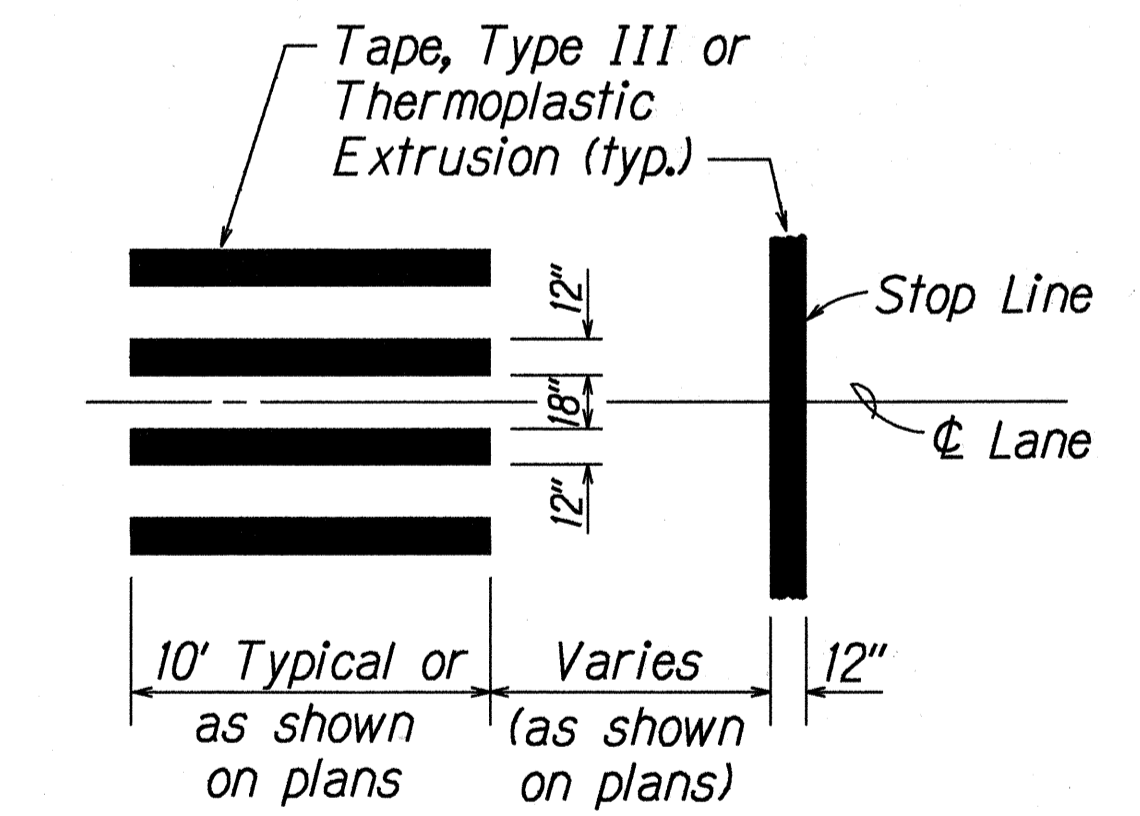
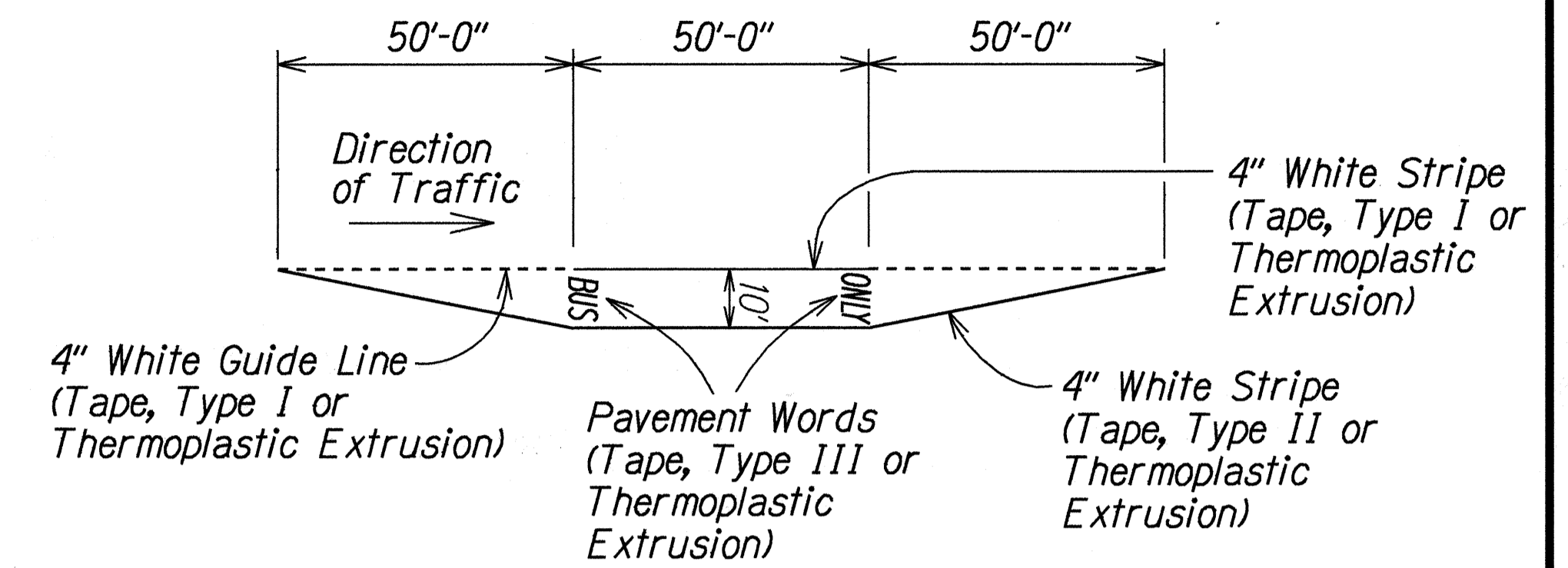
FED. ROAD DIST. NO.	STATE	FED. AID PROJ. NO.	FISCAL YEAR	SHEET NO.	TOTAL SHEETS
HAWAII	HAW.	NH-072-1(47)	2000	52	91

PAVEMENT MARKING LEGEND

-  4 each Type A Raised Pavement Markers
Type C Raised Pavement Markers @ 40'-0" o.c.
-  4 each Type J Raised Pavement Markers
Type D Raised Pavement Markers @ 40'-0" o.c.
-  8" White Stripe with Type C Raised Pavement Markers @ 20'-0" o.c. (Tape, Type I or Thermoplastic Extrusion)
-  4" Double Solid Yellow with Type D Raised Pavement Markers @ 20'-0" o.c. (Tape, Type I or Thermoplastic Extrusion)
-  4" Double Solid Yellow Stripes with Type H Raised Pavement Markers @ 20'-0" o.c. (Tape, Type II or Thermoplastic Extrusion)
-  4" Yellow Edge Stripe with Type H Raised Pavement Markers @ 40'-0" o.c. (Tape, Type II or Thermoplastic Extrusion)
-  4" Double Solid White Stripes with Type C Raised Pavement Markers @ 20'-0" o.c. (Tape, Type I or Thermoplastic Extrusion)
-  Lane Change Restriction Marking
4 each Type A Raised Pavement Markers
Type C Raised Pavement Markers @ 20'-0" o.c.
4" White Stripe (Tape, Type I or Thermoplastic Extrusion)
-  4" or 8" White Edge Stripe (Tape, Type II or Thermoplastic Extrusion)
-  4" White Guide Lines (Tape, Type III or Thermoplastic Extrusion except for bus bays)
-  Transverse Median Marking (Tape, Type II or Thermoplastic Extrusion)
-  Transverse Shoulder Marking (Tape, Type II or Thermoplastic Extrusion)
-  Channelizing Island or Deceleration Lane Gore (Tape, Type II or Thermoplastic Extrusion)
-  Crosswalk and Stop Line. All Stop Lines shall be 10'-0" from Crosswalk unless otherwise noted. The circled number indicates the number of lanes for payment (Tape, Type III or Thermoplastic Extrusion)
-  Pavement Arrow (Tape, Type III or Thermoplastic Extrusion)
-  STOP
Pavement Word (Tape, Type III or Thermoplastic Extrusion)
-  4 Each Type J Raised Pavement Markers
Type D Raised Pavement Markers @ 40'-0" o.c.
Type H Raised Pavement Markers (Reflective Surface facing no-passing direction)
4" Single Solid Yellow Stripe (Tape, Type I or Thermoplastic Extrusion)
-  Extension of Edge Line, 4" Wide x 2'-0" Long White Stripe @ 10'-0" o.c. w/Type C Markers @ 40'-0" o.c. (Tape, Type III or Thermoplastic Extrusion)

NOTES

1. Layout of pavement markings and striping shall be done by the Contractor and approved by the Engineer prior to any installation work.
2. Existing pavement markings and striping not incorporated in the final traffic pattern shall be removed as directed by the Engineer. The removal of the existing pavement markings shall not be paid for separately but shall be considered incidental to the various pavement marking items.
3. Raised pavement markers shall not be installed within crosswalks.
4. Final locations of all signs shall be approved by the Engineer prior to any installation work.
5. Existing signs not shown on these plans shall remain as posted unless otherwise directed by the Engineer. Removal and disposal of existing signs and/or posts as designated on these plans or directed by the Engineer shall not be paid for and shall be considered incidental to the various signing items.
6. Final locations of all Stop Lines shall be approved by the Engineer prior to installation.
7. All pavement striping shall be as noted on the Legend or plans.
8. All preformed pavement marking tapes over existing pavement shall be applied with an approved primer as recommended by the tape manufacturer and as approved by the Engineer. The primer shall be allowed to dry to the tacky stage prior to tape application.
9. Removal of Existing Delineators and Posts as directed by the Engineer shall be considered incidental to the various signing items.
10. Existing signs that are to be replaced shall not be removed until new signs are installed as replacements, or the messages are no longer necessary.
11. Backing for all new regulatory and warning signs shall not be spliced.
12. All sign panels shall conform to Section 621 of Special Provisions and the latest editions and amendments of the following FHWA publications:
 - a. "Manual on Uniform Traffic Control Devices for Street and Highways" (MUTCD)
 - b. "Standard Highway Signs"
 - c. "Standard Alphabets for Highway Signs"
13. All new and relocated signs and markers installed on pipe post or light standard are to be mounted with band brackets and steel braces.
14. The Contractor shall erect at the beginning of the project and at the end of the project advance construction warning signs as indicated on the plans or as directed by the Engineer for the duration of the highway project and shall be maintained by the Contractor. These signs shall be placed in addition to the required traffic control signs called for in Section 645-Traffic Control. The advance construction warning signs shall be new and become the property of the State. The Contractor shall remove, clean, and deliver the signs and posts to the Oahu District Baseyard or as directed by the Engineer at the end of the project.
15. The Contractor shall notify the Oahu Transit Services Inc. (OTS), Ed Sniffen, at 848-4571 or Lowell Tom at 848-4578 two weeks prior to beginning any work, informing them of location, scope of work, proposed closure of any street or traffic lanes, and the need to relocate any bus stop.
16. The Contractor shall install new Type II Object Marker on all utility poles that are within the State Highway Right-of-Way as directed by the Engineer. (___ Each)



SURVEY PLOTTED BY: DATE: 3/15/99
 DRAWN BY: M. Takahashi
 NOTE BOOK: Tolululu
 QUANTITIES BY: Steven Yoshida
 CHECKED BY: N. Seeliger

STATE OF HAWAII
 DEPARTMENT OF TRANSPORTATION
 HIGHWAYS DIVISION
PAVEMENT MARKINGS & SIGNING
LEGEND, DETAIL & NOTES
 KALANIANA'OLE HIGHWAY RESURFACING
 Ainaloa Avenue to West Hind Drive
 Federal Aid Project No. NH-072-1(47)
 Not to Scale Date: June 1999