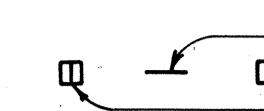
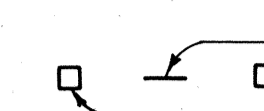
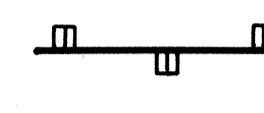
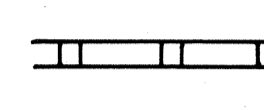


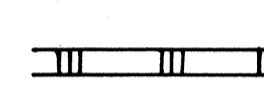
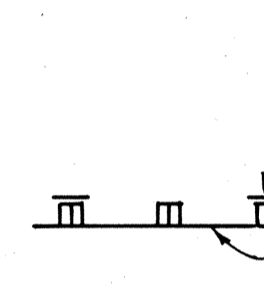




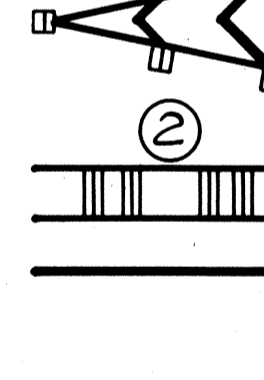


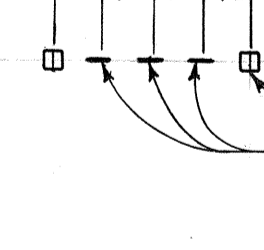


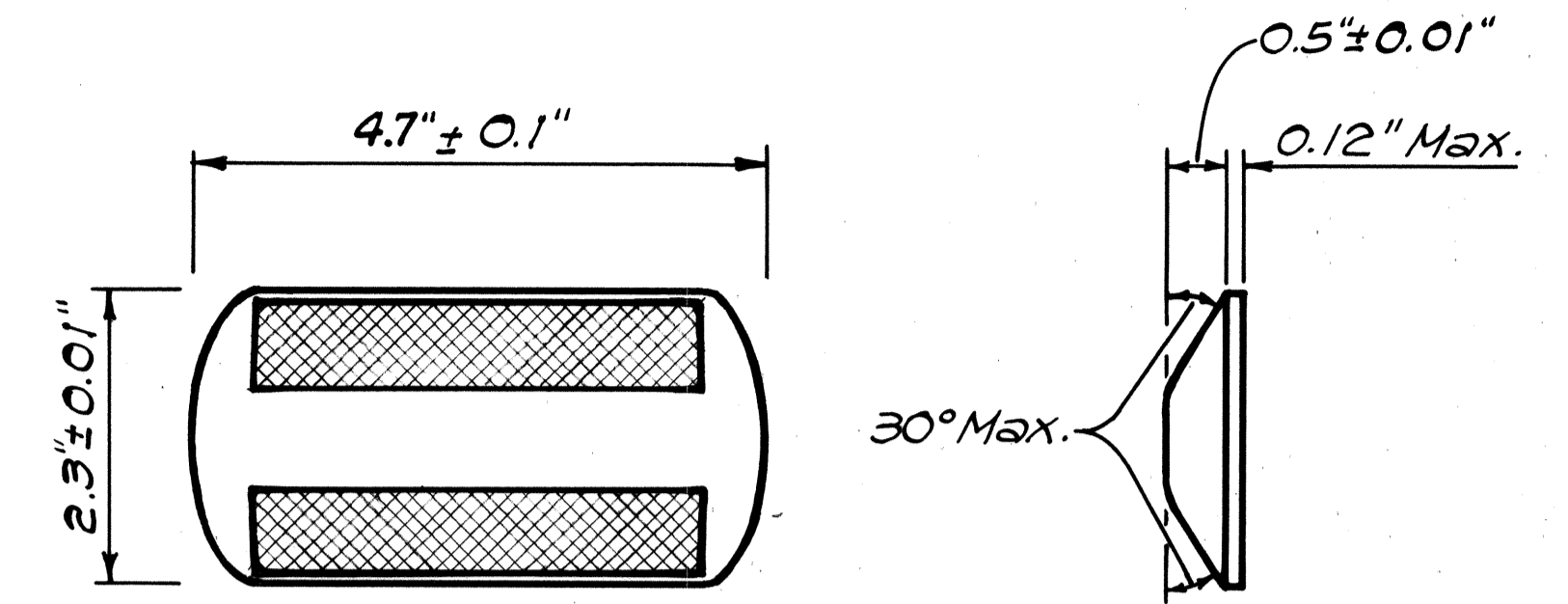
**LEGEND**

-  4 each Type A Raised Pavement Markers  
Type CL Raised Pavement Markers @ 40'-0" o.c.
-  4 each Type J Raised Pavement Markers  
Type DL Raised Pavement Markers @ 40'-0" o.c.
-  8" White Stripe with Type CL Raised Pavement Markers @ 20'-0" o.c. (Tape - Type I)
-  4" Double Solid Yellow Stripes with Type DL Raised Pavement Markers @ 20'-0" o.c.
-  4" Double Solid Yellow Stripes with Type HL Raised Pavement Markers @ 20'-0" o.c.
-  4" Yellow Edge Stripe with Type HL Raised Pavement Markers @ 40'-0" o.c. (Tape - Type II or Thermoplastic Extrusion)
-  4" Double Solid White Stripes with Type CL Raised Pavement Markers @ 20'-0" o.c.
-  Lane Change Restriction Marking  
4 each Type A Raised Pavement Markers  
Type CL Raised Pavement Markers @ 20'-0" o.c.  
4" White Stripe
-  4" White Edge Stripe (Tape - Type II or Thermoplastic Extrusion)
-  4" White Guide Lines or 4" Yellow Guide Lines (Thermoplastic Extrusion)
-  Transverse Median Marking
-  Transverse Shoulder Marking
-  Channelizing Island or Deceleration Lane Gore (Tape - Type II or Thermoplastic Extrusion) Crosswalk and Stop Line. All Stop Lines shall be 10'-0" from Crosswalk unless otherwise noted. The circled number indicates the number of lanes for pavement. (Thermoplastic Extrusion)
-  Pavement Arrow (Tape - Type I)
-  STOP Pavement Word
-  Extension of Edge Line  
Type "CL" Raised Pavement Markers @ 40'-0" o.c.  
4" White Stripe, 2'-0" Long @ 10'-0" o.c. (Thermoplastic Extrusion)

**NOTES**

1. Layout of pavement markings and striping shall be done by the Contractor and approved by the Engineer prior to any installation work.
2. Existing pavement markings not incorporated in the final traffic pattern shall be removed as directed by the Engineer. Costs shall be incidental to the various pavement marking items.
3. Raised pavement markers shall not be installed within crosswalks.
4. Details of Type C, Type D and Type H Markers on Standard Plan Nos. TE-30, TE-31 and TE-32 shall be deleted and replaced with details of Type CL, Type DL and Type HL Markers as shown on this sheet. All references to Type C, Type D and Type H Markers in the plans shall mean Type CL, Type DL and Type HL Markers.
5. Final locations of all signs shall be approved by the Engineer prior to any installation work.

FED. ROAD DIST. NO.	STATE	PROJ. NO.	FISCAL YEAR	SHEET NO.	TOTAL SHEETS
HAWAII	HAW.	72A-01-88M	1988	7	9



TYPE CL  
Red-Clear Reflective Marker  
or  
TYPE DL  
Two-Way Yellow Reflective Marker  
or  
TYPE HL  
One-Way Yellow Reflective Marker  
Not to Scale

DATE	_____
SURVEY PLOTTED BY	_____
DRAWN BY	_____
TRACED BY	_____
QUANTITIES BY	_____
CHECKED BY	_____
NO.	_____

STATE OF HAWAII  
DEPARTMENT OF TRANSPORTATION  
HIGHWAYS DIVISION

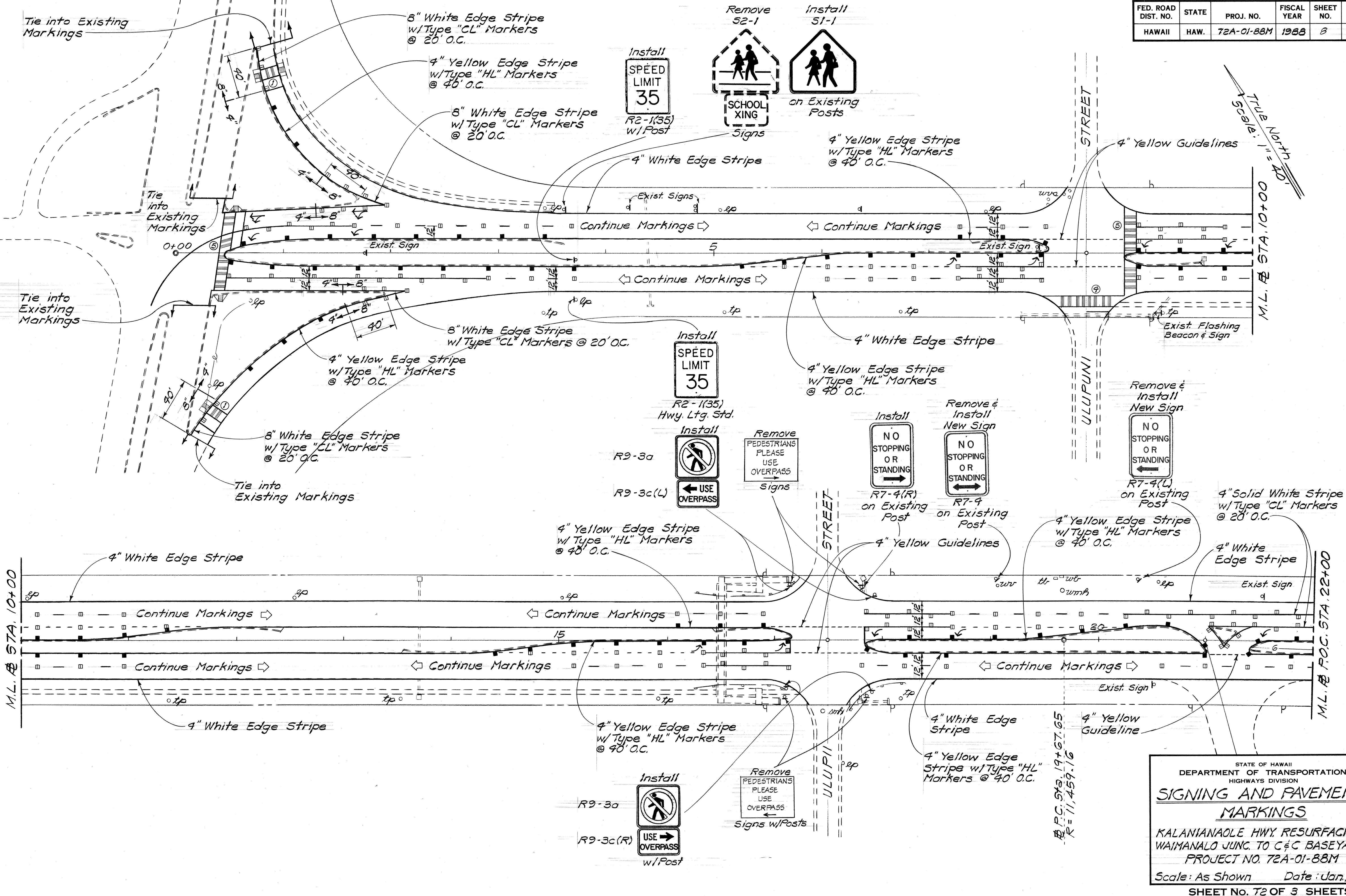
**TRAFFIC NOTES**  
**LEGEND & DETAIL**

KALANIANA'OLE HWY. RESURFACING  
WAIMANALO JUNC. TO C&C BASEYARD  
PROJECT NO. 72A-01-88M

Scale: As Shown Date: Jan., 1988

SHEET No. 71 OF 3 SHEETS

FED. ROAD DIST. NO.	STATE	PROJ. NO.	FISCAL YEAR	SHEET NO.	TOTAL SHEETS
HAWAII	HAW.	72A-01-88M	1988	8	9



SURVEY PLOTTED BY	DATE
DRAWN BY	
DESIGNED BY	
QUANTITIES BY	
CHECKED BY	
NO.	

STATE OF HAWAII  
DEPARTMENT OF TRANSPORTATION  
HIGHWAYS DIVISION

### SIGNING AND PAVEMENT MARKINGS

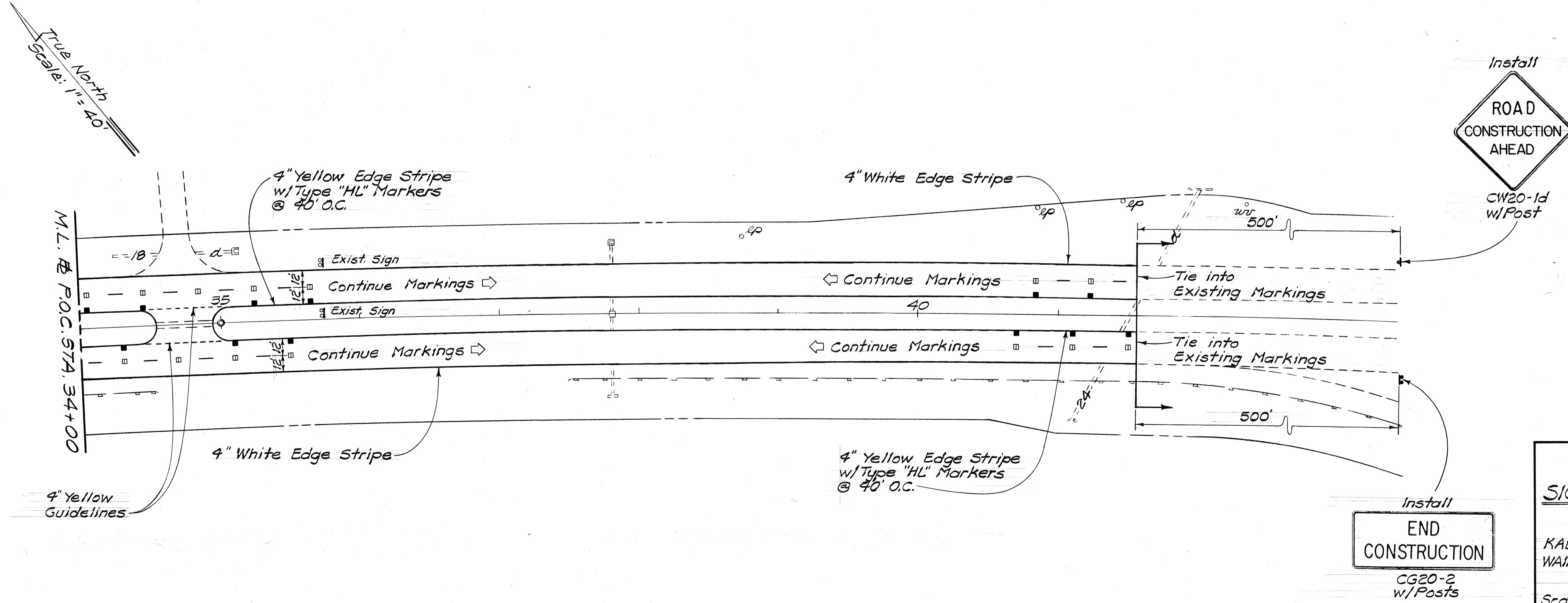
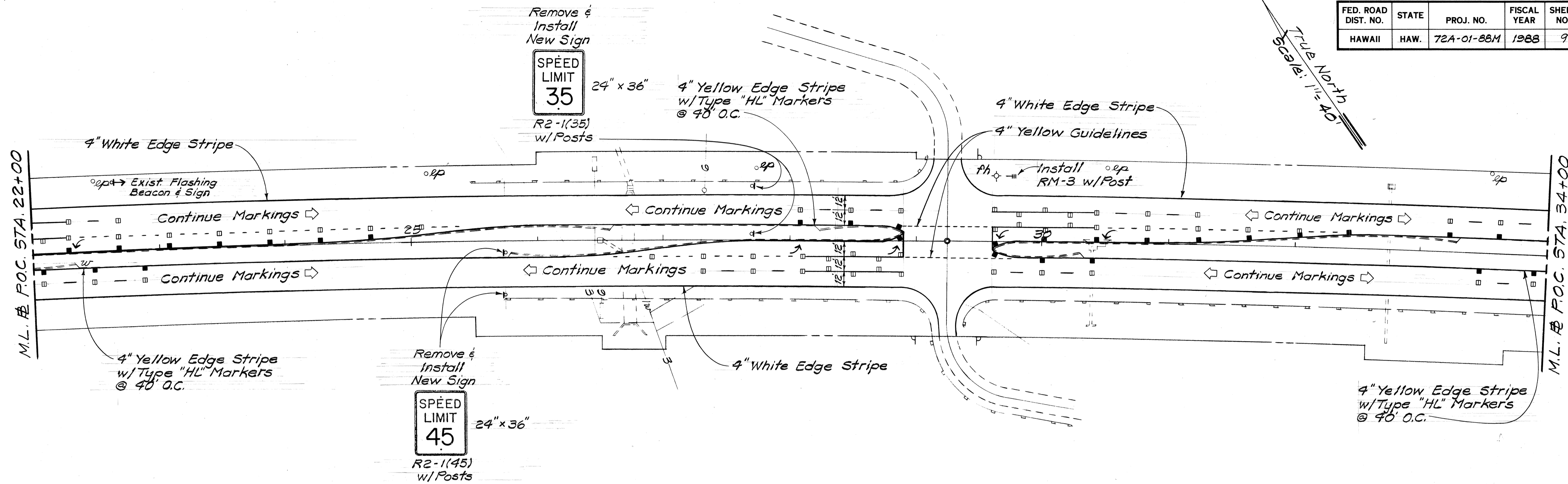
KALANIANA'OLE HWY. RESURFACING  
WAIMANALO JUNC. TO C&C BASEYARD  
PROJECT NO. 72A-01-88M

Scale: As Shown Date: Jan., 1988

SHEET No. 72 OF 3 SHEETS

FED. ROAD DIST. NO.	STATE	PROJ. NO.	FISCAL YEAR	SHEET NO.	TOTAL SHEETS
HAWAII	HAW.	72A-01-88M	1988	9	9

TRUE North  
Scale: 1" = 40'



SURVEY PLOTTED BY	DATE
DRAWN BY	
DESIGNED BY	
QUANTITIES BY	
CHECKED BY	
NO.	

STATE OF HAWAII  
DEPARTMENT OF TRANSPORTATION  
HIGHWAYS DIVISION

**SIGNING AND PAVEMENT MARKINGS**

KALANIANA'OLE HWY RESURFACING  
WAIMANALO JUNC. TO C&C BASEYARD  
PROJECT NO. 72A-01-88M

Scale: As Shown Date: Jan., 1988

SHEET No. 73 OF 3 SHEETS