FED. ROAD DIST. NO.	STATE	FED. AID PROJ. NO.	FISCAL YEAR	SHEET NO.	TOTAL SHEETS
HAWAII	HAW	F G(17)	1952	17	104

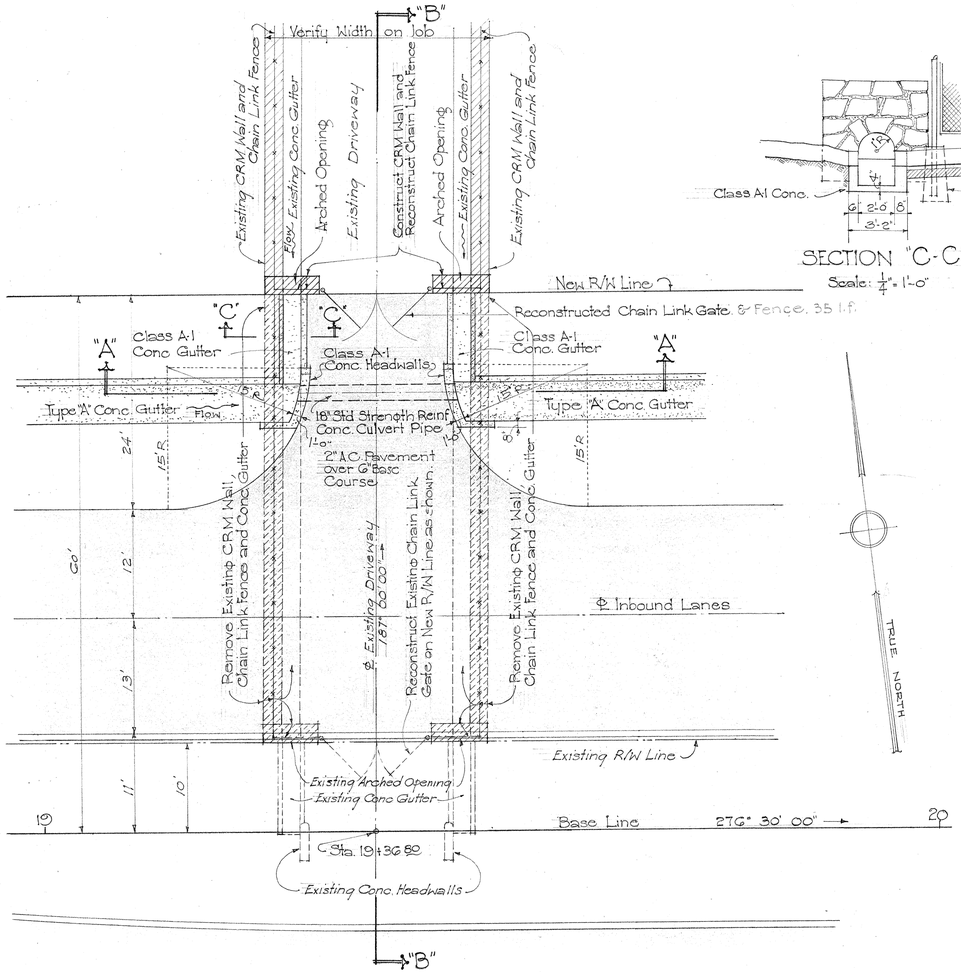

PLAN

Scale: 1/8" = 1'-0"

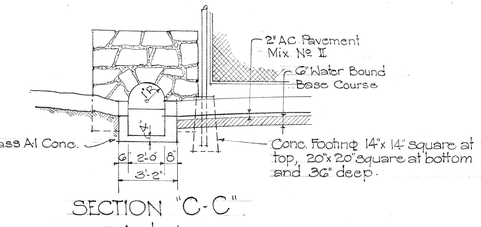

SECTION "C-C"

Scale: 1/4" = 1'-0"

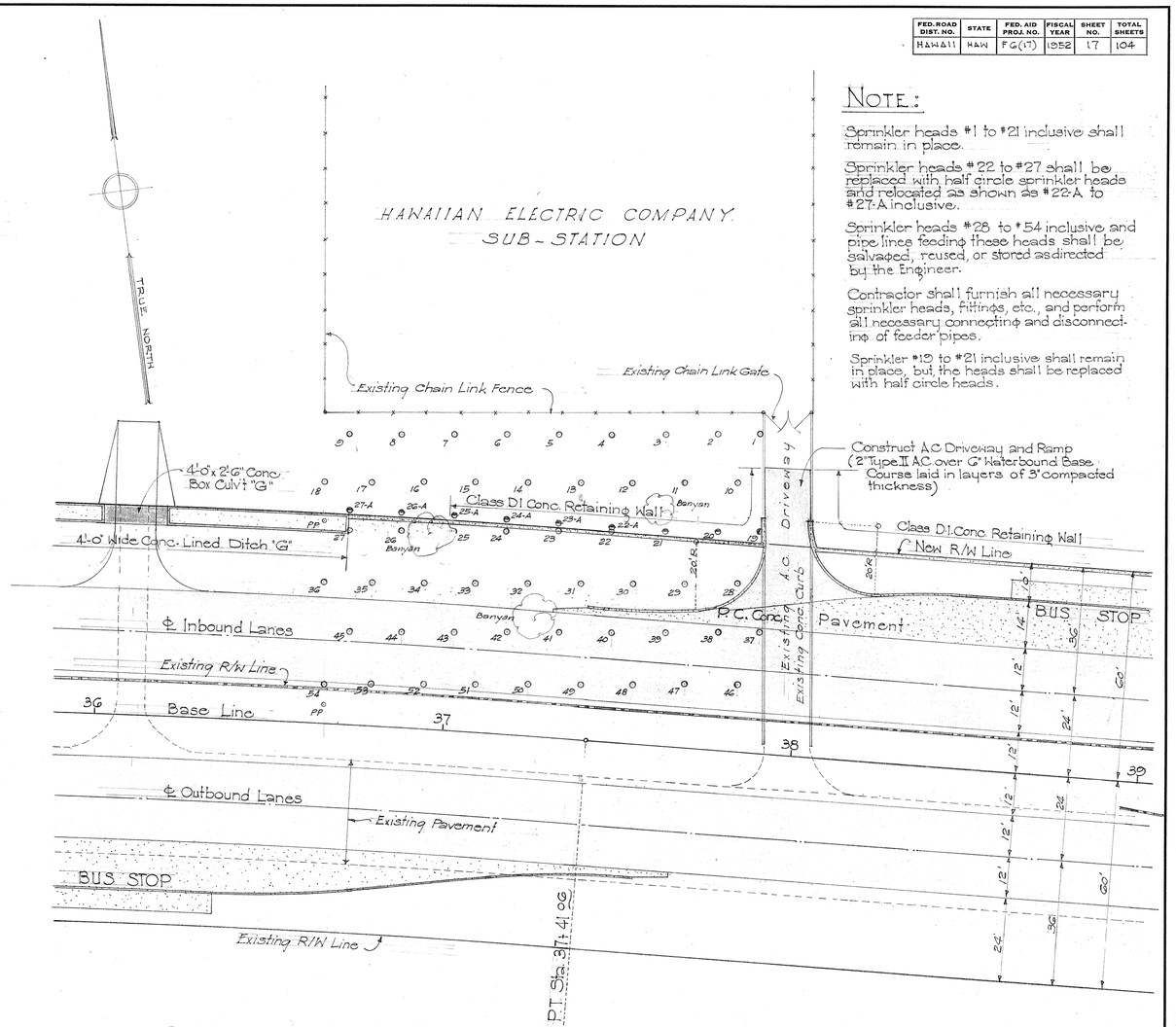

PLAN SHOWING REMOVAL AND RELOCATION OF SPRINKLER SYSTEM

Scale: 1" = 20'

NOTE:

Sprinkler heads #1 to #21 inclusive shall remain in place.

Sprinkler heads #22 to #27 shall be replaced with half circle sprinkler heads and relocated as shown as #22-A to #27-A inclusive.

Sprinkler heads #28 to #54 inclusive and pipe lines feeding these heads shall be salvaged, reused, or stored as directed by the Engineer.

Contractor shall furnish all necessary sprinkler heads, fittings, etc., and perform all necessary connecting and disconnecting of feeder pipes.

Sprinkler #19 to #21 inclusive shall remain in place, but the heads shall be replaced with half circle heads.

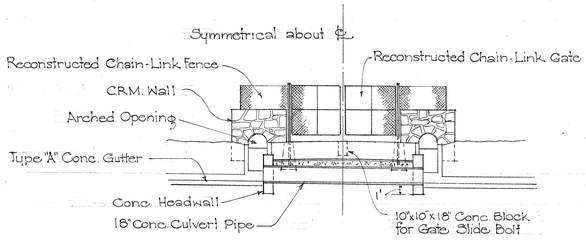

SECTION "A-A"

Scale: 1/8" = 1'-0"

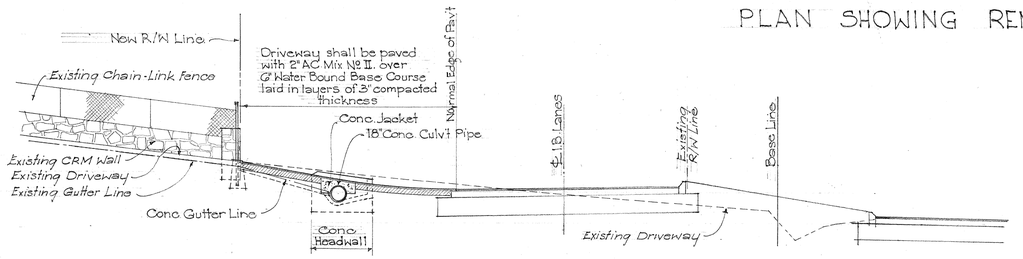

SECTION "B-B"

Scale: 1/8" = 1'-0"

DETAIL OF ACCESS DRIVEWAY TO BOARD OF WATER SUPPLY ROAD

EST. QUANT.: Class A-1 Concrete = 4.2 C.Y.

Note: Above quantity does not include Type "A" Conc. Gutter.

ORIGINAL PLAN		
	SURVEY PLOTTED BY	DATE
	TRACED BY	"
	DRAWN BY	"
	TRACED BY	"
NOTE BOOK No.	QUANTITIES BY	"
	QUANTITIES CHECKED BY	"
	CHECKED BY	"

TERRITORIAL HIGHWAY DEPARTMENT
TERRITORY OF HAWAII

MISCELLANEOUS DETAILS

WAIALAE AVE. - KALANIANAOLE HWY.
PROJECT № F 6 (17)

Scale: As Noted — Nov. 1951

SHEET No. 1 OF 1 SHEETS

5533.16

© 1957 K&E CO., N.Y.