

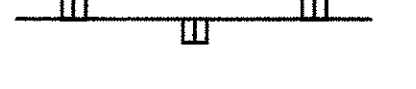
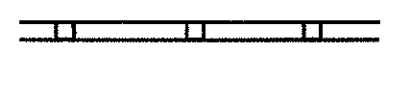
















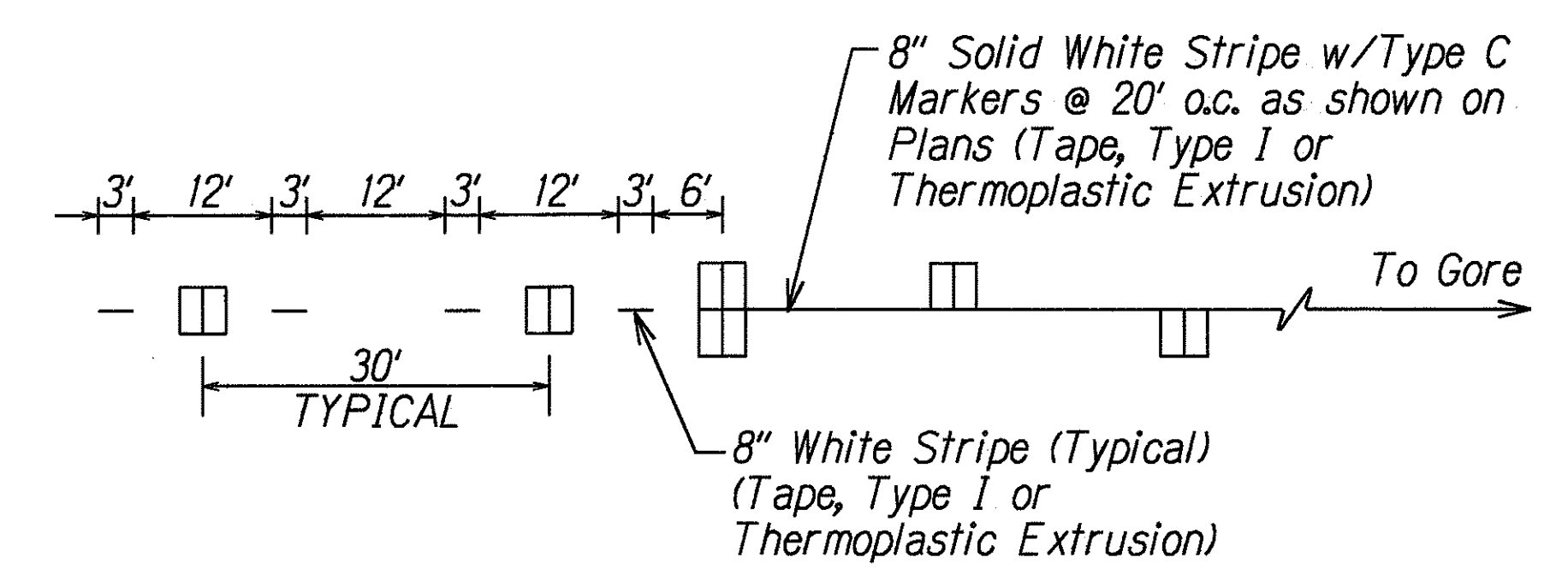
FED. ROAD DIST. NO.	STATE	FED. AID PROJ. NO.	FISCAL YEAR	SHEET NO.	TOTAL SHEETS
HAWAII	HAW.	STP-065-1(6)	2000	29	47

LEGEND

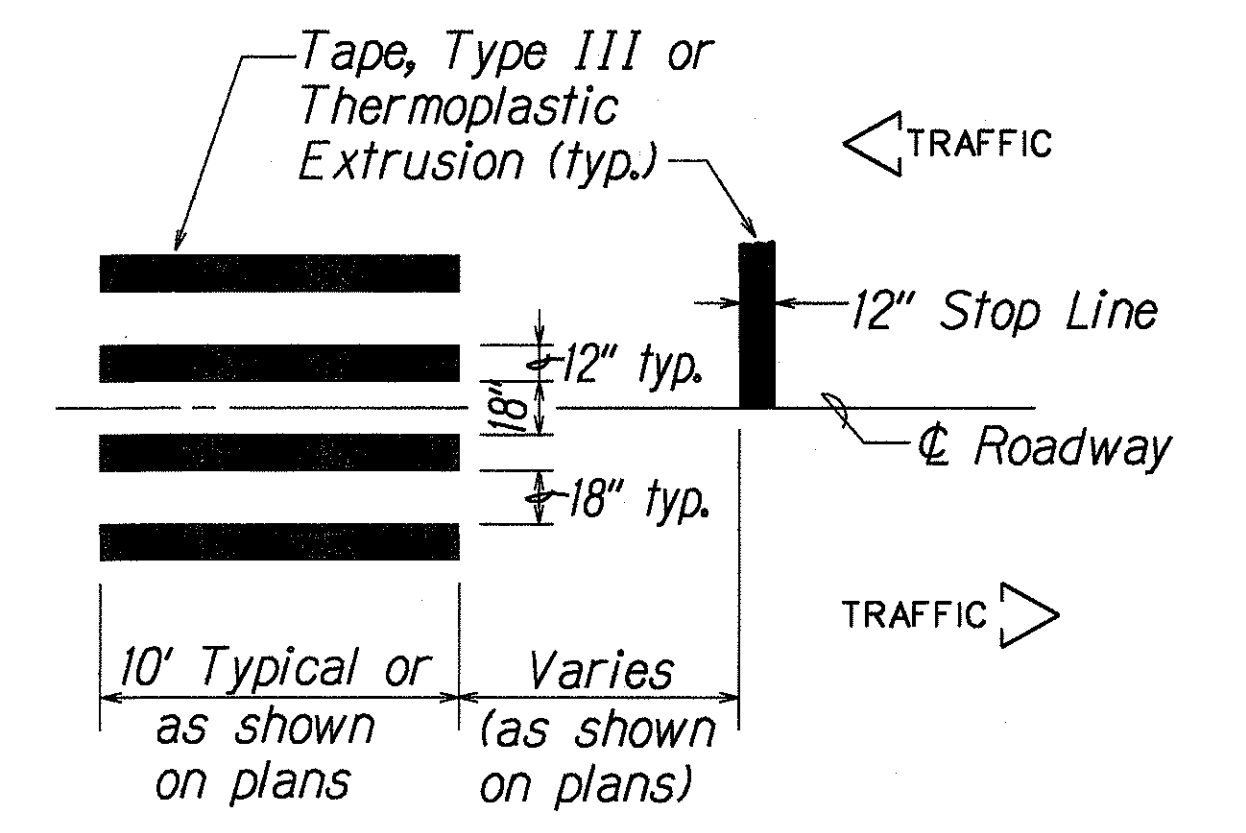
-  4 each Type A Raised Pavement Markers
Type C Raised Pavement Markers @ 40'-0" o.c.
-  4 each Type J Raised Pavement Markers
Type D Raised Pavement Markers @ 40'-0" o.c.
-  8" White Stripe with Type C Raised Pavement Markers @ 20'-0" o.c. (Tape, Type I or Thermoplastic Extrusion)
-  4" Double Solid Yellow with Type D Raised Pavement Markers @ 20'-0" o.c. (Tape, Type I or Thermoplastic Extrusion))
-  4" Double Solid Yellow Stripes with Type H Raised Pavement Markers @ 20'-0" o.c. (Tape, Type II or Thermoplastic Extrusion))
-  4" Yellow Edge Stripe with Type H Raised Pavement Markers @ 40'-0" o.c. (Tape, Type II or Thermoplastic Extrusion))
-  4" Double Solid White Stripes with Type C Raised Pavement Markers @ 20'-0" o.c. (Tape, Type I or Thermoplastic Extrusion)
-  Lane Change Restriction Marking
4 each Type A Raised Pavement Markers
Type C Raised Pavement Markers @ 20'-0" o.c.
4" White Stripe (Tape, Type I or Thermoplastic Extrusion)
-  4" or 8" White Edge Stripe with Type C Raised Pavement Markers @ 40'-0" o.c. (Tape, Type II or Thermoplastic Extrusion)
-  4" White Guide Lines (Tape, Type III or Thermoplastic Extrusion except for bus bays)
-  Transverse Median Marking (Tape, Type II or Thermoplastic Extrusion)
-  Transverse Shoulder Marking (Tape, Type II or Thermoplastic Extrusion)
-  Channelizing Island or Deceleration Lane Gore (Tape, Type II or Thermoplastic Extrusion)
-  Crosswalk and Stop Line. All Stop Lines shall be 10'-0" from Crosswalk unless otherwise noted. The circled number indicates the number of lanes for payment (Tape, Type III or Thermoplastic Extrusion)
-  Pavement Arrow (Tape, Type III or Thermoplastic Extrusion)
-  Pavement Word (Tape, Type III or Thermoplastic Extrusion)
-  4 Each Type J Raised Pavement Markers
Type D Raised Pavement Markers @ 40'-0" o.c.
Type H Raised Pavement Markers (Reflective Surface facing no-passing direction)
4" Single Solid Yellow Stripe (Tape, Type I or Thermoplastic Extrusion)
-  Extension of Edge Line, 4" Wide x 2'-0" Long White Stripe @ 10'-0" o.c. w/Type C Markers @ 40'-0" o.c. (Tape, Type III or Thermoplastic Extrusion)

NOTES

1. Layout of pavement markings and striping shall be done by the Contractor and approved by the Engineer prior to any installation work.
2. Existing pavement markings and striping not incorporated in the final traffic pattern shall be removed as directed by the Engineer. The removal of the existing pavement markings shall not be paid for separately but shall be considered incidental to the various pavement marking items.
3. Raised pavement markers shall not be installed within crosswalks.
4. Final locations of all signs shall be approved by the Engineer prior to any installation work.
5. Existing signs not shown on these plans shall remain as posted unless otherwise directed by the Engineer. Removal and disposal of existing signs and/or posts as designated on these plans or directed by the Engineer shall not be paid for and shall be considered incidental to the various signing items.
6. Final locations of all Stop Lines shall be approved by the Engineer prior to installation.
7. All pavement striping shall be as noted on the Legend or plans.
8. All preformed pavement marking tapes over existing pavement shall be applied with an approved primer as recommended by the tape manufacturer and as approved by the Engineer. The primer shall be allowed to dry to the tacky stage prior to tape application.
9. Removal of Existing Delineators and Posts as directed by the Engineer shall be considered incidental to the various signing items.
10. Existing signs that are to be replaced shall not be removed until new signs are installed as replacements, or the messages are no longer necessary.
11. Backing for all new regulatory and warning signs shall not be spliced.
12. All new and relocated signs and markers installed on pipe post or light standard are to be mounted with band brackets and steel braces.
13. The Contractor shall erect at the beginning of the project and at the end of the project advance construction warning signs as indicated on the plans or as directed by the Engineer for the duration of the highway project and shall be maintained by the Contractor. These signs shall be placed in addition to the required traffic control signs called for in Section 645-Traffic Control. The advance construction warning signs shall be new and become the property of the State. The Contractor shall remove, clean, and deliver the signs and posts to the Oahu District Baseyard or as directed by the Engineer at the end of the project.
14. The Contractor shall notify the Oahu Transit Services Inc. (OTS), Ed Sniffen, at 848-4571 or Lowell Tom at 848-4578 two weeks prior to beginning any work, informing them of location, scope of work, proposed closure of any street or traffic lanes, and the need to relocate any bus stop.



LANE DROP MARKING
Not to Scale



DETAIL "A"
CROSSWALK STRIPING DETAIL
Not to Scale

ORIGINAL PLAN	DATE	1/22/99
SURVEY PLOTTED BY		
DRAWN BY		
TRACED BY		
NOTED BY		
QUANTITIES BY		
CHECKED BY		

STATE OF HAWAII
DEPARTMENT OF TRANSPORTATION
HIGHWAYS DIVISION

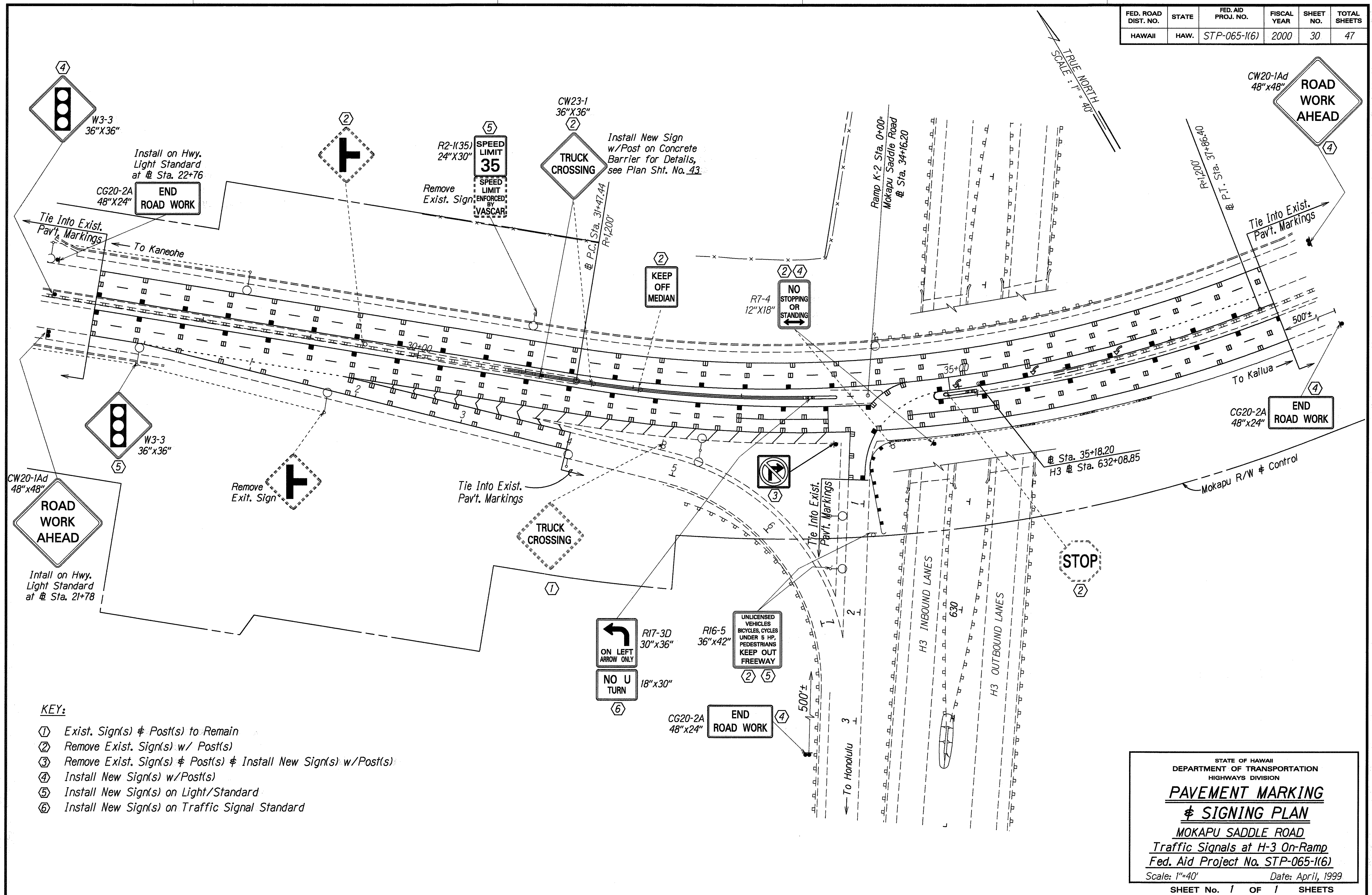
**PAVEMENT MARKING
LEGEND, DETAILS & NOTES**

MOKAPU SADDLE ROAD
Traffic Signals at H-3 On-Ramp
Fed. Aid Project No. STP-065-1(6)

Scale: As Noted Date: April, 1999

SHEET No. 1 OF 1 SHEETS

FED. ROAD DIST. NO.	STATE	FED. AID PROJ. NO.	FISCAL YEAR	SHEET NO.	TOTAL SHEETS
HAWAII	HAW.	STP-065-1(6)	2000	30	47



- KEY:**
- ① Exist. Sign(s) & Post(s) to Remain
 - ② Remove Exist. Sign(s) w/ Post(s)
 - ③ Remove Exist. Sign(s) & Post(s) & Install New Sign(s) w/Post(s)
 - ④ Install New Sign(s) w/Post(s)
 - ⑤ Install New Sign(s) on Light/Standard
 - ⑥ Install New Sign(s) on Traffic Signal Standard

SURVEY PLOTTED BY: _____
 DRAWN BY: M. Takahashi
 DESIGNED BY: Elizabeth Aloia
 CHECKED BY: _____
 DATE: _____
 ORIGINAL PLAN: _____
 NOTE BOOK: _____
 No. 2msr/pl

STATE OF HAWAII
 DEPARTMENT OF TRANSPORTATION
 HIGHWAYS DIVISION
PAVEMENT MARKING
& SIGNING PLAN
 MOKAPU SADDLE ROAD
 Traffic Signals at H-3 On-Ramp
 Fed. Aid Project No. STP-065-1(6)
 Scale: 1"=40' Date: April, 1999
 SHEET No. 1 OF 1 SHEETS