FED. ROAD DIST. NO.	STATE	FED. AID PROJ. NO.	FISCAL YEAR	SHEET NO.	TOTAL SHEETS
HAWAII	HAW.	HES-6300(1)	1984	9	23

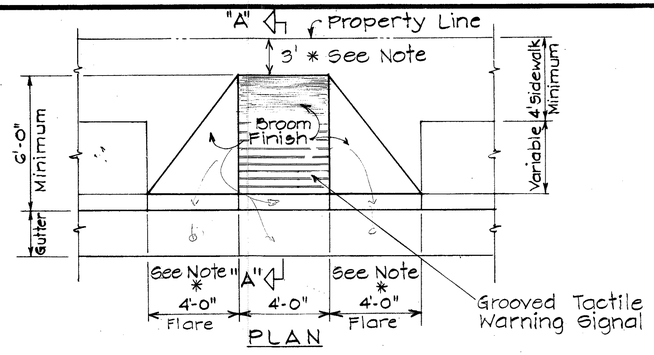

PLAN



ELEVATION

* Where dimension is less than 3', Flare width shall be 5'

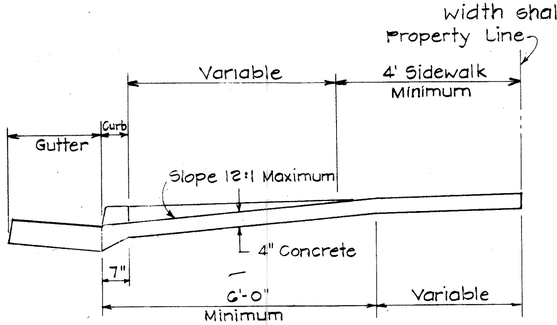

SECTION "A-A"

WHEELCHAIR RAMP - TYPE "A"

USE WHERE OBSTRUCTIONS EXIST

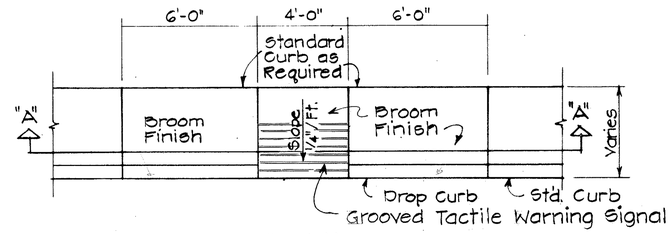

PLAN

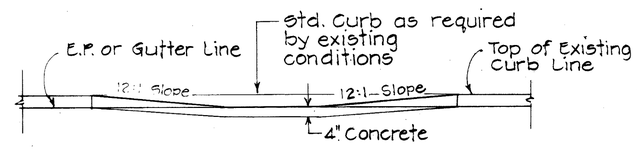

ELEVATION
SECTION "A-A"

WHEELCHAIR RAMP - TYPE "B"

USE AT SIDEWALKS WITH LESS THAN 6'-0" WIDTH

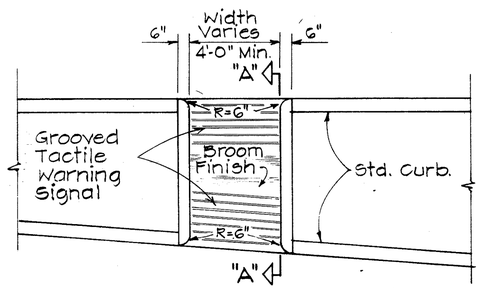

PLAN

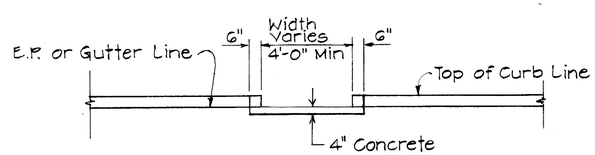

ELEVATION

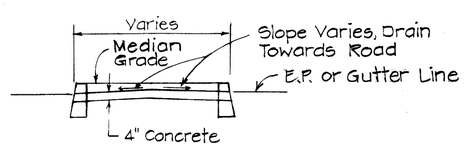

SECTION "A-A"

WHEELCHAIR RAMP - TYPE "C"

USE AT MEDIAN CROSSINGS, ISLANDS

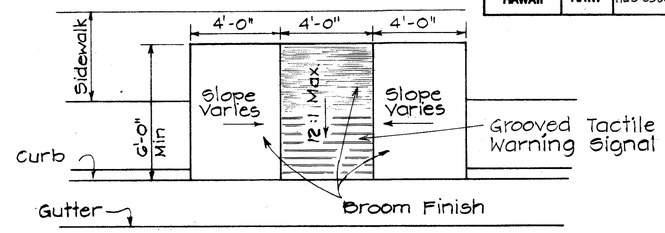

PLAN
Scale: 3/8" = 1'-0"

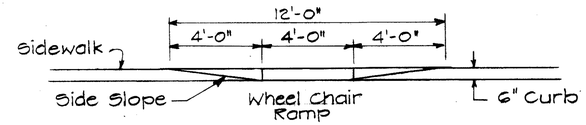

ELEVATION
Scale: 3/8" = 1'-0"

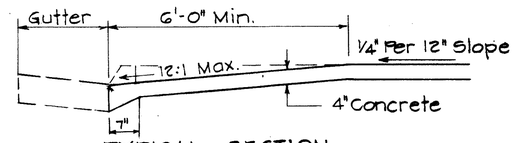

TYPICAL SECTION
Scale: 3/4" = 1'-0"

WHEELCHAIR RAMP - TYPE "D"

USE WHEN IDEAL CONDITIONS EXIST

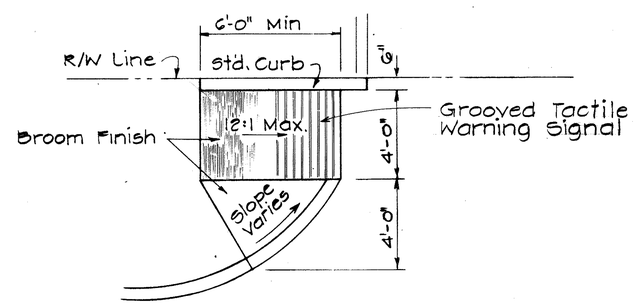

WHEELCHAIR RAMP - TYPE "E"

USE AT CURBED DRIVEWAYS
Scale: 3/8" = 1'-0"

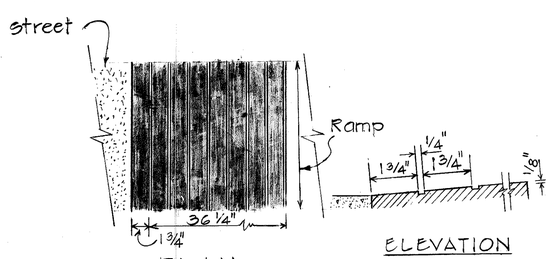

PLAN
ELEVATION

GROOVED TACTILE WARNING SIGNAL

ORIGINAL PLAN	SURVEY PLOTTED BY	DATE
	DRAWN BY	
	TRACED BY	
NOTE BOOK	DESIGNED BY	
	QUANTITIES BY	
No.	CHECKED BY	

STATE OF HAWAII
DEPARTMENT OF TRANSPORTATION
HIGHWAYS DIVISION

TYPICAL DETAILS OF WHEEL CHAIR RAMPS

Scale: As Shown May, 1978

SHEET No. 1 OF 2 SHEETS

FED. ROAD DIST. NO.	STATE	FED. AID PROJ. NO.	FISCAL YEAR	SHEET NO.	TOTAL SHEETS
HAWAII	HAW.	HES-63000	1984	10	23

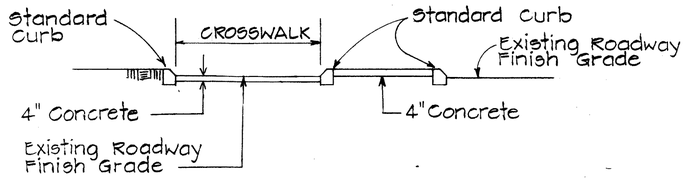

SECTION "A-A"

Use at Median Nose Crossings

Scale: 1" = 5'

For Additional Details, See Type "C" Wheel Chair Ramp

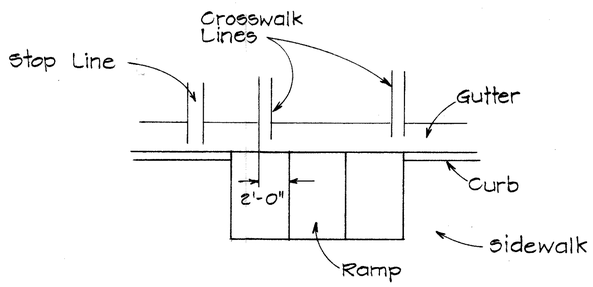

TYPICAL INSTALLATION AT CROSSWALKS

Scale: 1" = 5'

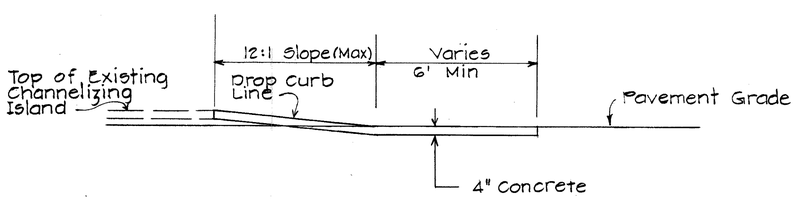

SECTION "B-B"

TYPE "B" MODIFIED WHEEL CHAIR RAMP

Use at Intersection of 2 Crosswalks On Channelizing Island

Scale: 3/8" = 1'

For Additional Details See Type "B" Wheelchair Ramp

NOTES

1. When necessary by existing physical conditions, alternate Wheel Chair Ramps may be used subject to Engineer's approval.
2. Subject to field conditions, the Engineer shall determine final location of Wheel Chair Ramp.
3. Where necessary pullboxes, handholes manholes etc. shall be adjusted to match Wheel Chair Ramp grade. Adjustments shall be considered incidental to Wheel Chair Ramp construction, unless otherwise noted.

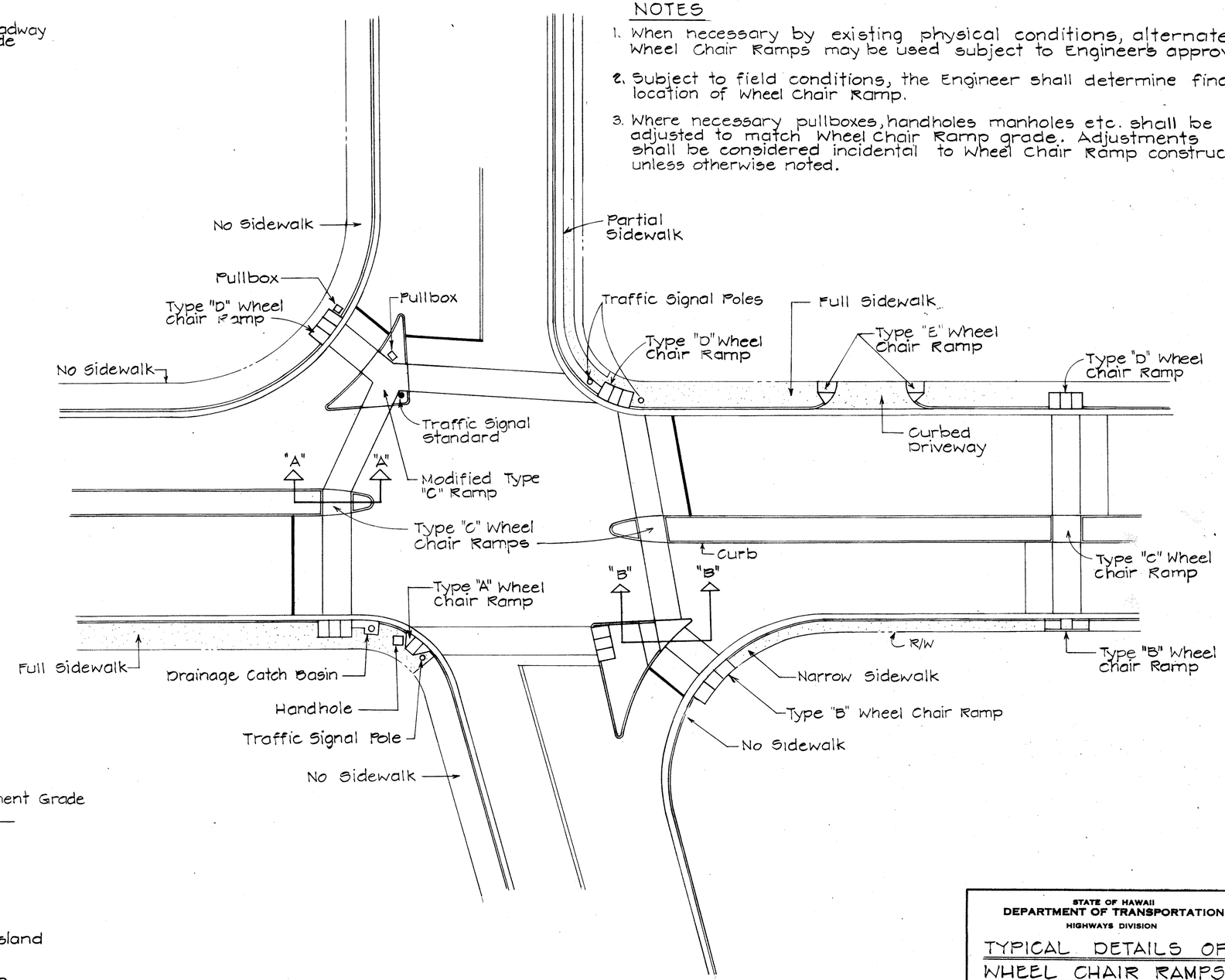

TYPICAL WHEELCHAIR RAMPS

Scale: 1" = 20'

STATE OF HAWAII
DEPARTMENT OF TRANSPORTATION
HIGHWAYS DIVISION

TYPICAL DETAILS OF WHEEL CHAIR RAMPS

Scale: As Shown May, 1978

SHEET No. 2 OF 2 SHEETS

ORIGINAL PLAN | SURVEY PLOTTED BY | DRAWN BY | TRACED BY | DESIGNED BY | QUANTITIES BY | CHECKED BY | DATE | NOTE BOOK | No.