

FED. ROAD DIST. NO.	STATE	FED. AID PROJ. NO.	FISCAL YEAR	SHEET NO.	TOTAL SHEETS
HAWAII	HAW.	STP-063-1(22)	2003	50	69

Notes:

1. All Items Shown are Existing Unless Otherwise Noted.
2. "X" Thru Item Denotes "Existing Item to be Removed".
3.

1


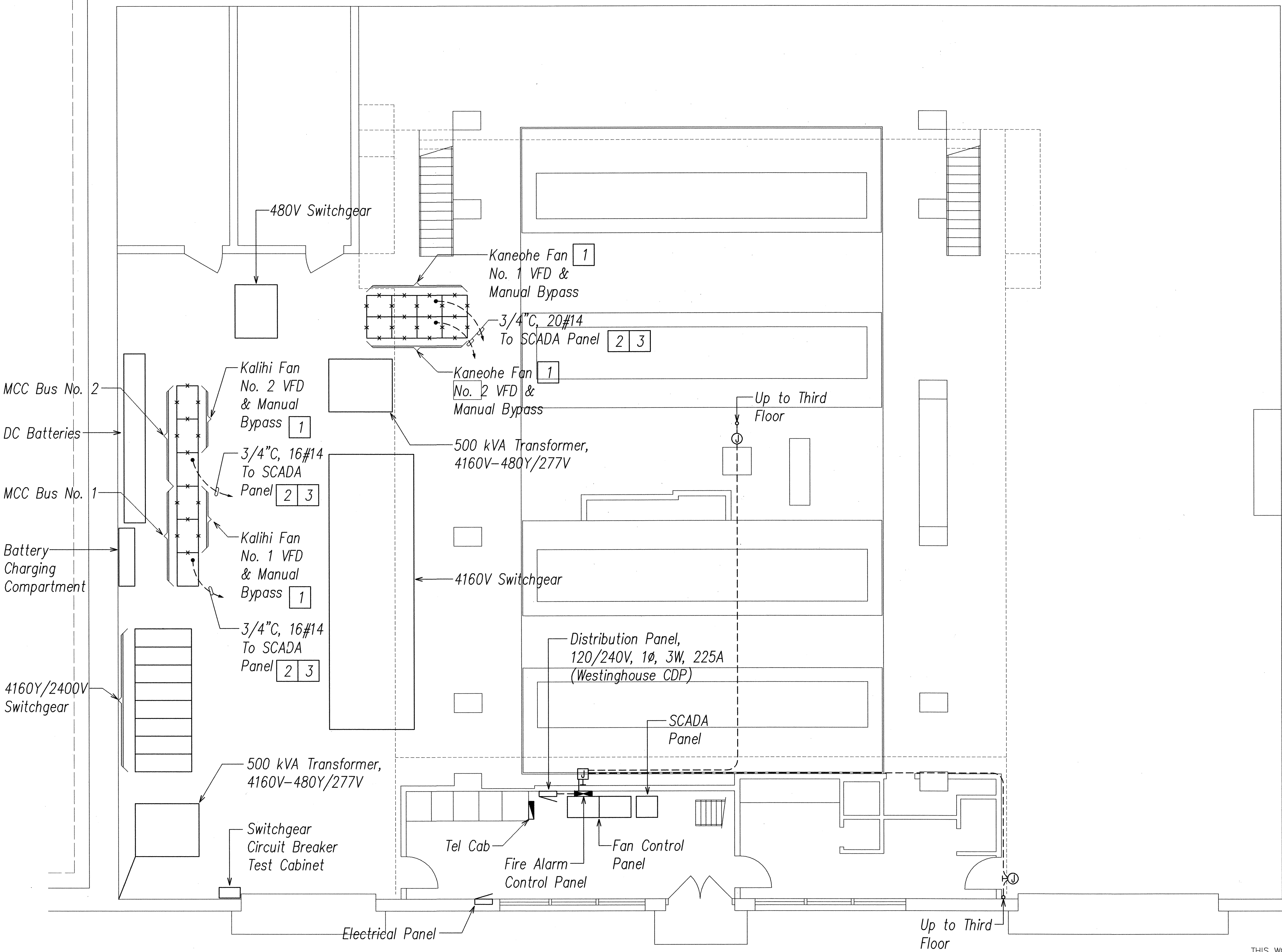
 VFD & Manual Bypass Cabinets to be Removed. Disconnect Conductors and Pull Back to Nearest Connection Point. Conductors to be Reused for Connection to New VFD & Manual Bypass.
- 2
- 3

2

 Disconnect Conductors and Pull Back to SCADA Cabinet. Conductors to be Reused for Connection to New VFD & Manual Bypass.


3

 Contractor shall Verify All SCADA Connection Points to be Reconnected to New Equipment Prior to Start of Work.



THIS WORK WAS PREPARED BY ME OR UNDER MY SUPERVISION AND CONSTRUCTION OF THIS PROJECT WILL BE UNDER MY OBSERVATION.

SIGNATURE: *Sean K. Sugai* April 30, 2004
4/22/03 EXPIRATION DATE OF THE LICENSE



GROUND FLOOR ELECTRICAL DEMOLITION PLAN
SCALE: 3/16"=1'-0"

4' 2' 0" 4' 8' 12'
SCALE: 3/16"=1'-0"
GRAPHIC SCALE

STATE OF HAWAII

DEPARTMENT OF TRANSPORTATION

HIGHWAYS DIVISION

GROUND FLOOR

ELECTRICAL DEMOLITION PLAN

LIKELIKE HIGHWAY

Wilson Tunnel Improvements

Leak and Crack Remediation

F. A. Project No. STP-063-1(22)

Scale: As Noted

Date: April 24, 2003

SHEET No. E-3 OF 17 SHEETS

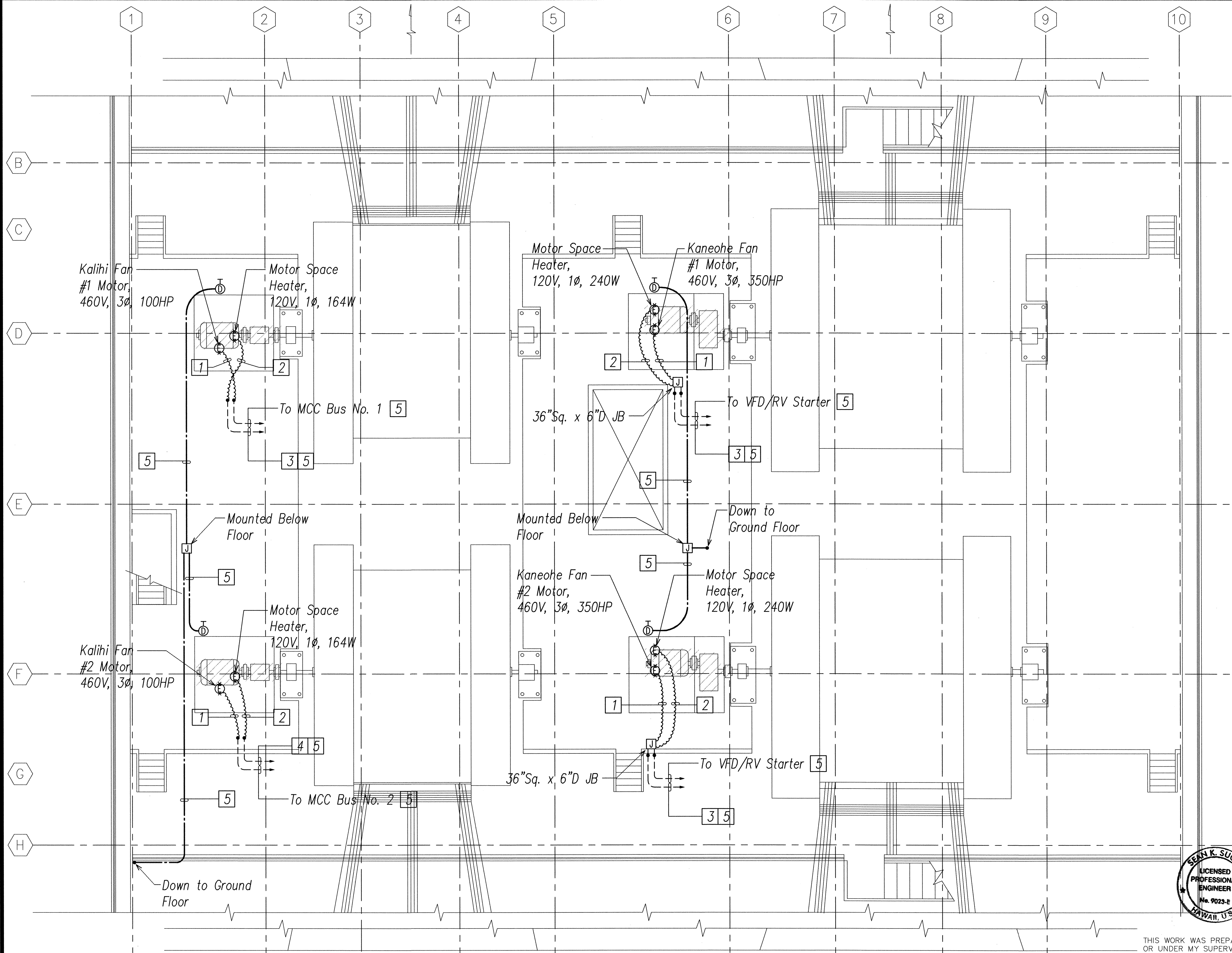
ORIGINAL PLAN	SURVEY PLOTTED BY	DATE
NOTE BOOK	DESIGNED BY	
	QUANTITIES BY	
	CHECKED BY	
No. _____		

LAST SAVE: 04/22/03 @ 15:04:21 BY: BD PLOT SC 3/16"=1' 2" LAYOUT PROJECTS\2003\2003E-3.dwg XREFS: NONE

FED. ROAD DIST. NO.	STATE	FED. AID PROJ. NO.	FISCAL YEAR	SHEET NO.	TOTAL SHEETS
HAWAII	HAW.	STP-063-1(22)	2003	51	69

Notes:

1. All Items Shown are Existing unless Otherwise Noted.
2. [1] Disconnect Conductors from Existing Motor. Conductors to Remain for Connection to New Motor.
3. [2] Disconnect Conductors from Existing Motor Space Heater. Conductors to Remain for Connection to New Motor Space Heater.
3. [3] 3/4"C, 2#12, 1#12 Gnd to Panel "PP1" in MCC Bus No. 1 via Aux Contacts in Associated Starter/Controller.
4. [4] 3/4"C, 2#12, 1#12 Gnd to Panel "PP2" in MCC Bus No. 2 via Aux Contacts in Associated Starter/Controller.
5. [5] Conduit Routed Exposed Below Concrete Floor.


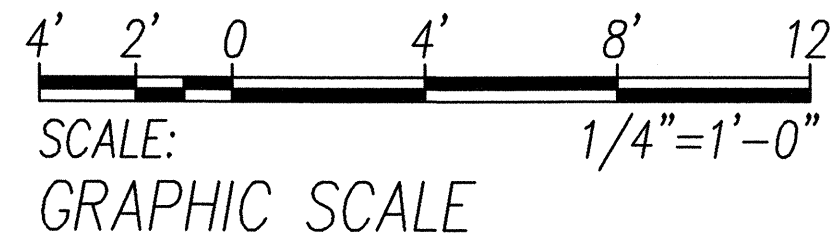


DATE	_____
SURVEY PLOTTED BY	_____
DESIGNED BY	_____
TRACED BY	_____
NOTE BOOK	_____
QUANTITIES BY	_____
CHECKED BY	_____
No.	_____

LAST SAVE: 04/22/03 @ 15:02:18 BY: B0 PLOT SC: 1/4"=1'-0"
Z:\ACAD\PROJECTS\22063\22063-1.dwg XREFS: XREFS



THIRD FLOOR ELECTRICAL DEMOLITION PLAN
SCALE: 1/4"=1'-0"



THIS WORK WAS PREPARED BY ME OR UNDER MY SUPERVISION AND CONSTRUCTION OF THIS PROJECT WILL BE UNDER MY OBSERVATION.

Signature: *Sean K. Sugai*
Date: 4/22/03
April 30, 2004
EXPIRATION DATE OF THE LICENSE

STATE OF HAWAII
DEPARTMENT OF TRANSPORTATION
HIGHWAYS DIVISION
THIRD FLOOR ELECTRICAL DEMOLITION PLAN
LIKELIKE HIGHWAY
Wilson Tunnel Improvements
Leak and Crack Remediation
F. A. Project No. STP-063-1(22)
Scale: As Noted Date: April 24, 2003
SHEET No. E-4 OF 17 SHEETS

