

FED. ROAD DIST. NO.	STATE	FED. AID PROJ. NO.	FISCAL YEAR	SHEET NO.	TOTAL SHEETS
HAWAII	HAW.	NH-063-1(19)	1995	68	78

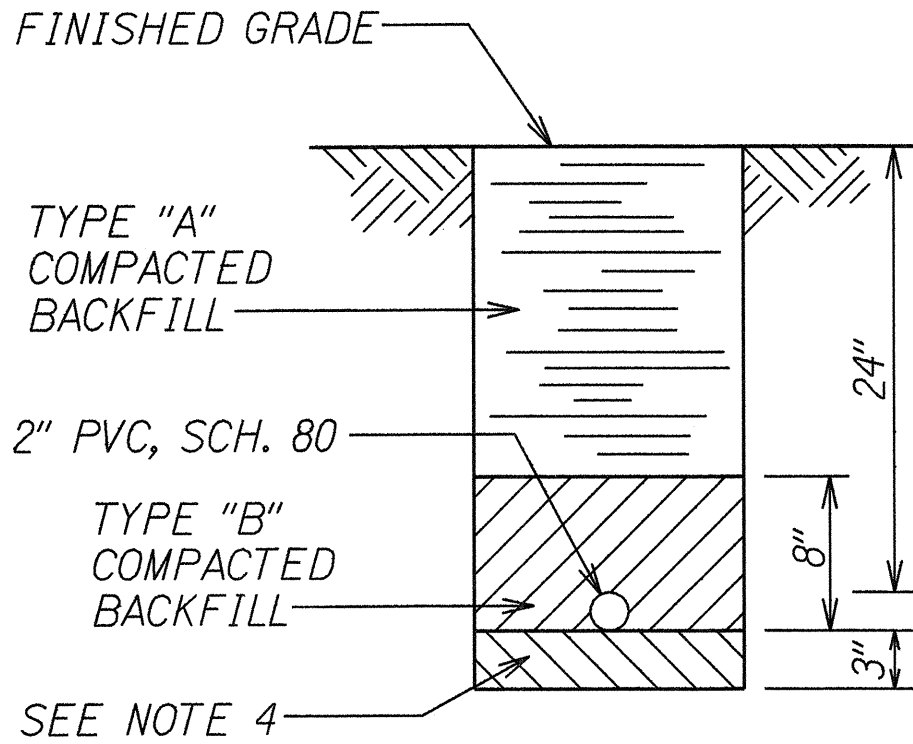
NOTES:

- ALL CONDUIT SHALL BE "PVC" SCHED. 80 FOR DIRECT BURIED
- BACKFILL OVER CONCRETE DUCT SECTIONS SHALL BE TYPE "A"
- BACKFILL OVER DIRECT BURIED CONDUITS SHALL BE TYPE "B"
- IF THE NORMAL MATERIAL IN THE BOTTOM OF A TRENCH CONTAINING A DIRECT BURIAL CONDUIT IS NOT TYPE "B" AN ADDITIONAL 3" SHALL BE EXCAVATED AND TYPE "B" BACKFILL PROVIDED.

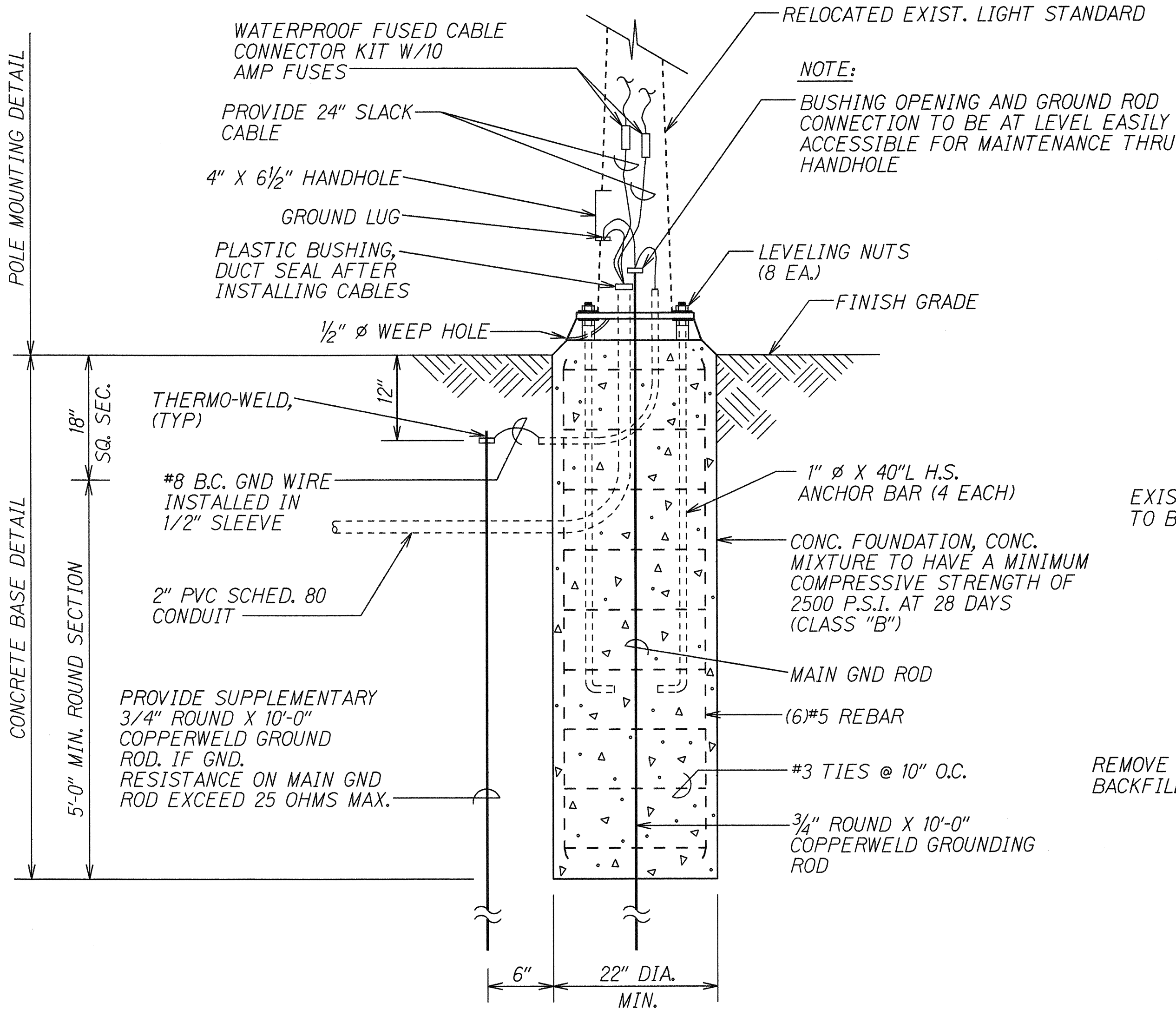
BACKFILL TYPES ARE:

TYPE "A": BEACH SAND, EARTH, OR EARTH AND GRAVEL. IF EARTH AND GRAVEL USED, THE MAXIMUM ROCK SIZE SHALL BE 1" AND THE MIXTURE SHALL CONTAIN NOT MORE THAN 50% BY VOLUME OF ROCK PARTICLES.

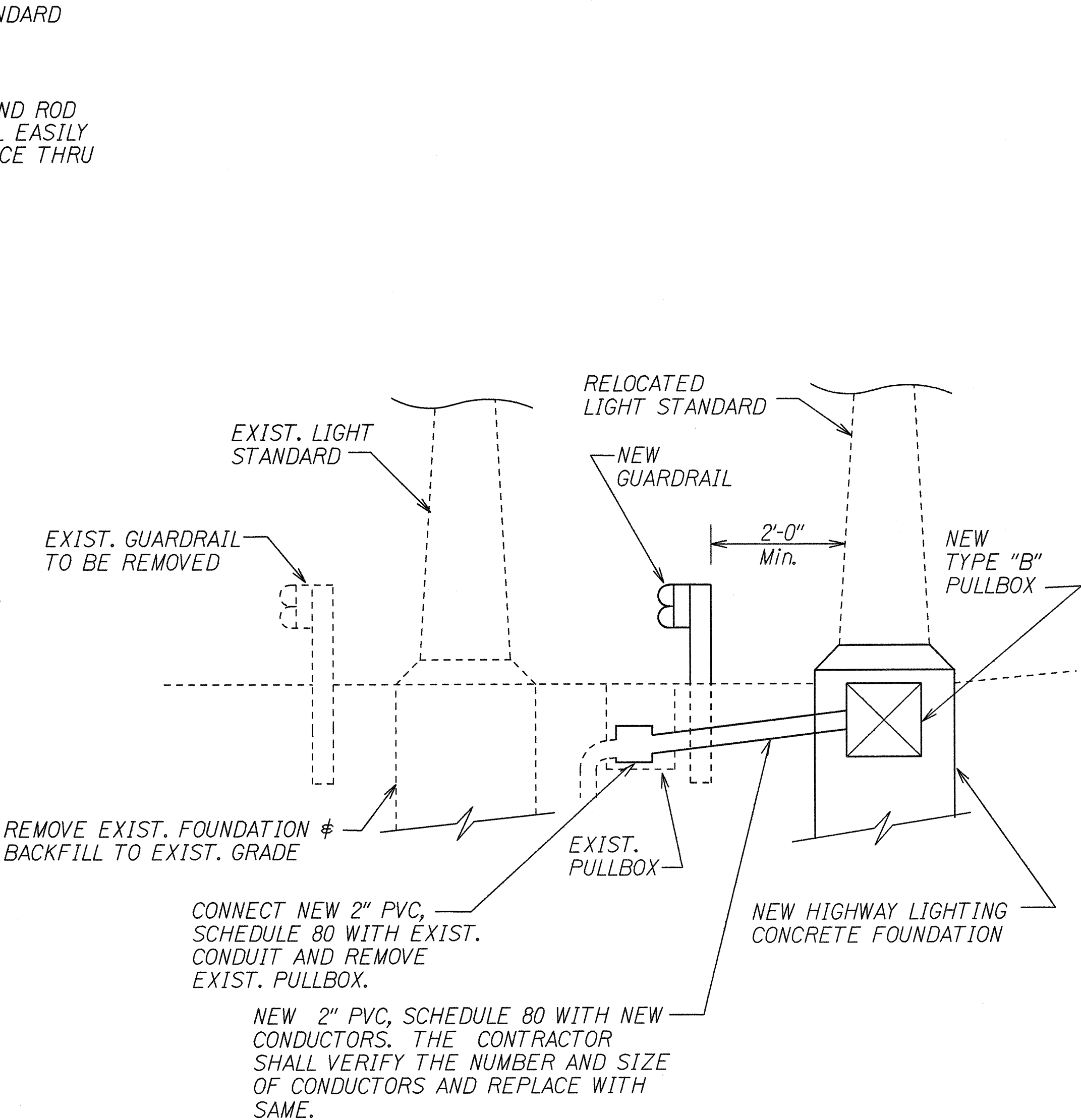
TYPE "B": BEACH SAND, EARTH, OR EARTH AND GRAVEL. IF EARTH AND GRAVEL USED, MIXTURE MUST PASS A 1/2" MESH SCREEN AND CONTAIN NOT MORE THAN 20% BY VOLUME OF ROCK PARTICLES.



TYPICAL STREET LIGHT DUCT SECTION
(DIRECT BURIED)
NOT TO SCALE



HIGHWAY LIGHTING CONCRETE
FOUNDATION DETAIL
NOT TO SCALE



LIKELIKE HWY. @ STA. 25+90± LT.
AND @ STA. 27+20± LT.

HIGHWAY LIGHTING DETAIL
NOT TO SCALE

SURVEY PLOTTED BY	DATE
DRAWN BY	4/27/95
TRACED BY	
NOTE BOOK	
QUANTITIES BY	
CHECKED BY	
ORIGINAL PLAN	
NOTE BOOK	
QUANTITIES BY	
CHECKED BY	

STATE OF HAWAII
DEPARTMENT OF TRANSPORTATION
HIGHWAYS DIVISION

MISCELLANEOUS HIGHWAY
LIGHTING DETAILS

LIKELIKE HIGHWAY RESURFACING
School St. to Emmeline Pl.
Federal Aid Project No. NH-063-1(19)

Scale: As Noted
Date: April, 1995

SHEET No. 78 OF 9 SHEETS