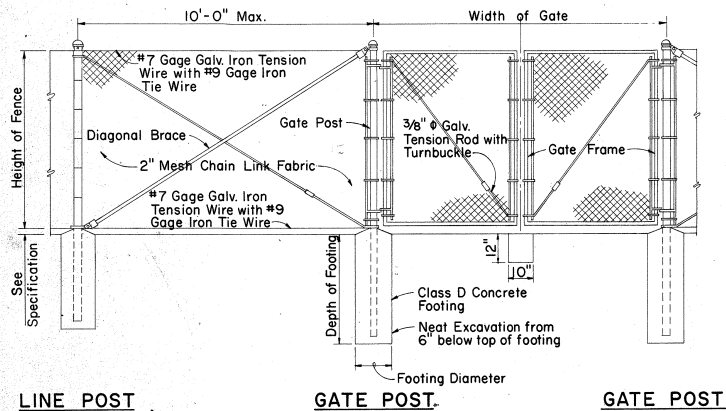
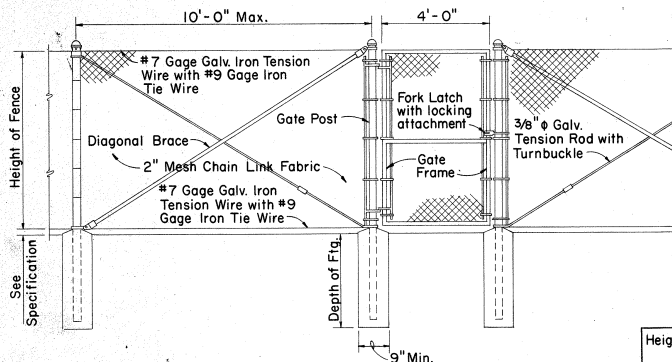


FED. ROAD DIST. NO.	STATE	PROJ. NO.	FISCAL YEAR	SHEET NO.	TOTAL SHEETS
HAWAII	HAW.	68A-02-B3	1983	4	4

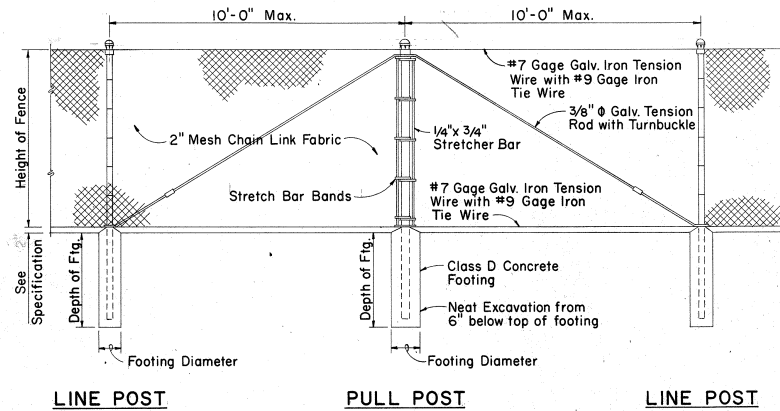


DETAIL OF CHAIN LINK GATE

- NOTE: 1. Gate fork latch and lock, flush plate and anchor, and plunger shall be installed with Gates, and shall be considered as incidental to Chain Link Fence Gate.
2. Gate frames shall be mitered and welded at corners.
3. Fence detail not shown shall be in accordance with the Standard Specifications.



DETAIL OF 4 FT. CHAIN LINK GATE

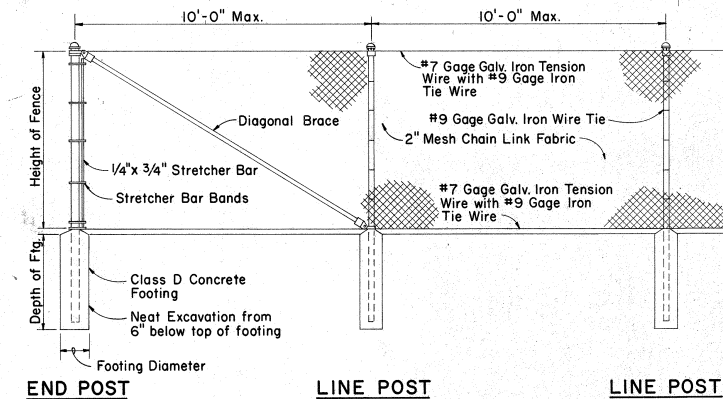


LINE POST

PULL POST

LINE POST

TYPICAL SECTION (WITH CONCRETE FOOTING)



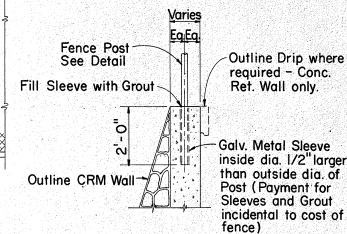
END POST

LINE POST

LINE POST

CHAIN LINK FENCE DETAILS

Height of Fence	Minimum Depth of Footing		Minimum Footing Diameter	
	Line Post	Corner, Pull, End and Gate Posts	Line Post	Corner, Pull and End Posts
3'	2'-0"	2'-6"	8"	8"
4'	2'-6"	2'-6"	8"	8"
5'	3'-0"	3'-0"	8"	8"
6'	3'-0"	3'-0"	8"	9"



TYPICAL SECTION (ON CRM & CONC. RET. WALL)

APPROVAL RECOMMENDED: *M. J. Jorgensen* 12-8-83 DATE
HIGHWAY DESIGN ENGINEER

APPROVED: *M. J. Jorgensen* 12-10-83 DATE
ASSISTANT CHIEF, ENGINEERING

NO.	REVISION	APPROVED BY	DATE

STATE OF HAWAII
DEPARTMENT OF TRANSPORTATION
HIGHWAYS DIVISION

STANDARD DETAILS

CHAIN LINK FENCE
(WITHOUT TOPRAIL)

Scale: 1/2" = 1'-0" Date: