FED. ROAD DIST. No.	STATE	FED. AID PROJ. No.	FISCAL YEAR	SHEET No.	TOTAL SHEETS
HAWAII	HAW	S-0630(9)	1959	15	15

GENERAL NOTES

All concrete shall be Class A-1 unless otherwise noted on the plans.
All steel reinforcement shall be intermediate grade.
Admixture of "Plastiment" or "Pozzolith" shall be added to to concrete in accordance with manufacturer's recommendations.
Footings shall be excavated and poured to neat lines. In case of over excavations space between footing and ground shall be filled with concrete at the contractor's expense. This fill concrete shall have a minimum quality of Class D-1.

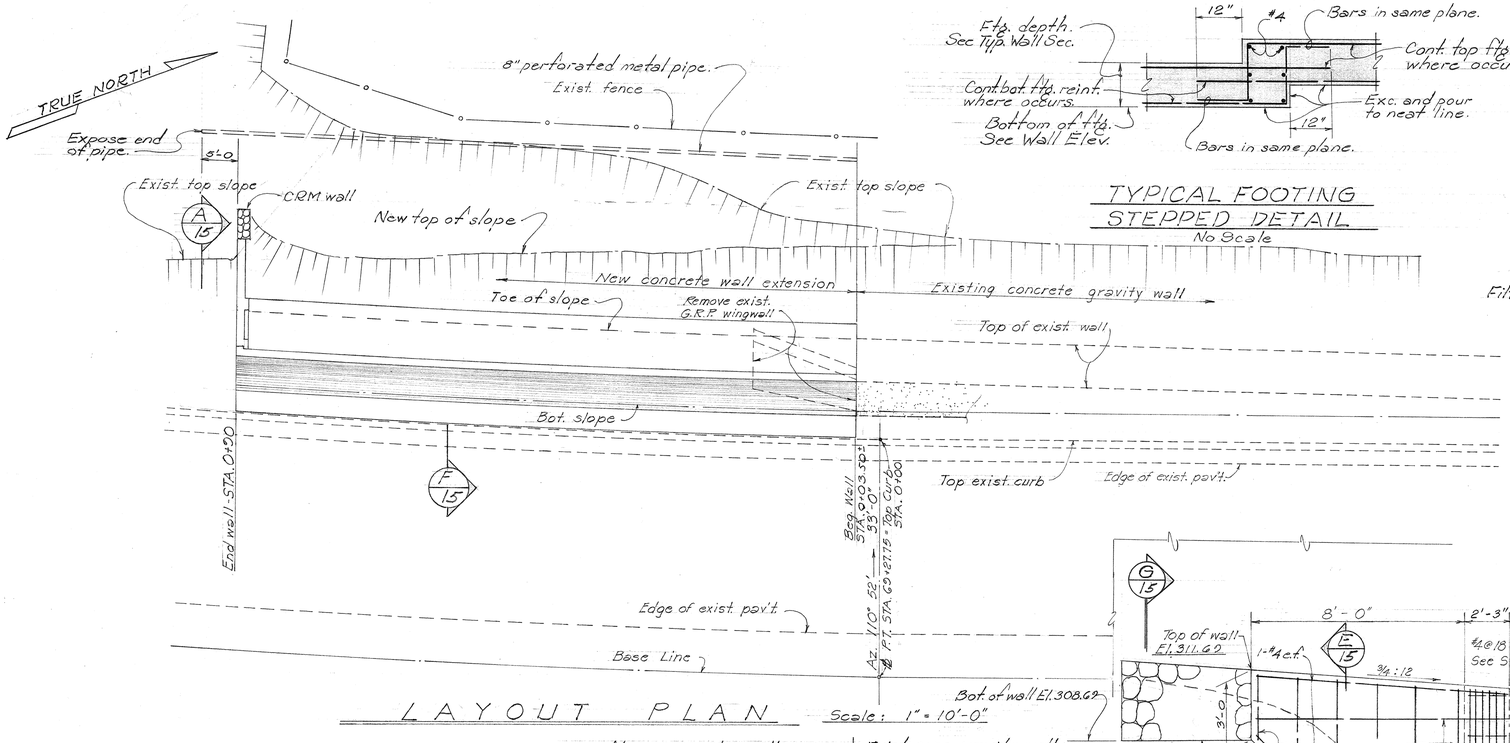

LAYOUT PLAN Scale: 1" = 10'-0"

TYPICAL FOOTING STEPPED DETAIL
No Scale

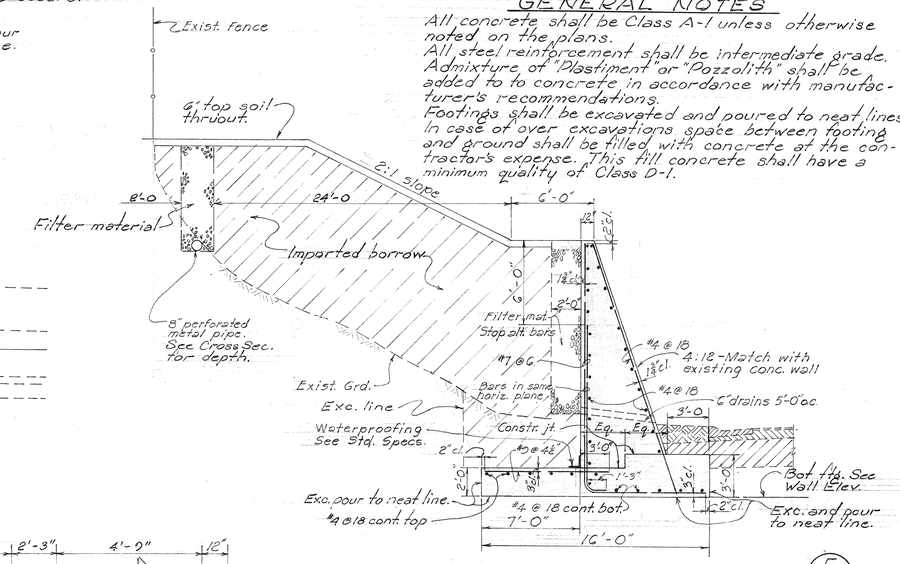

TYPICAL WALL SECTION (F/15)
STA. 0+03.50 to STA. 0+90
No Scale

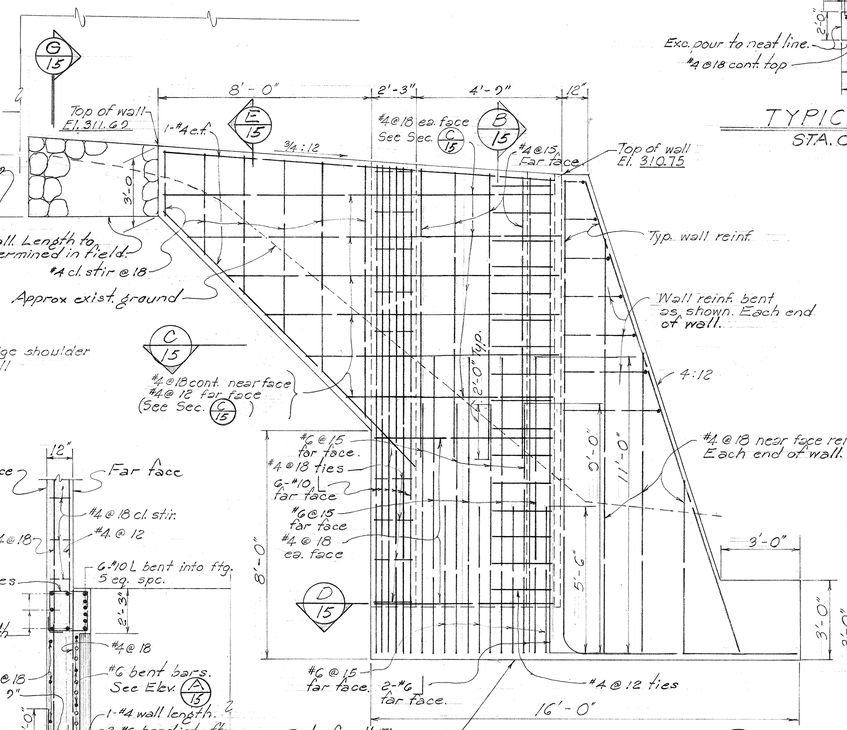

ELEVATION (A/15)
Scale: 3/8" = 1'-0"

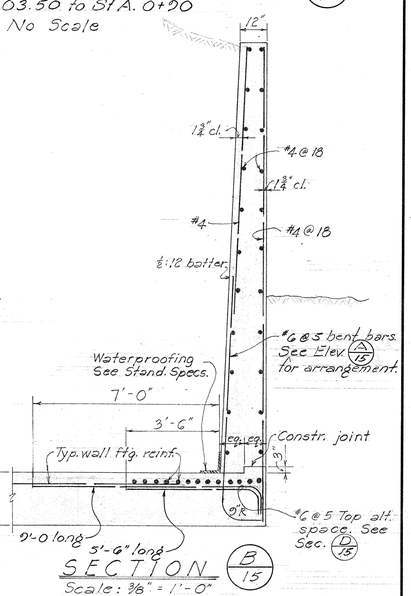

SECTION (B/15)
Scale: 3/8" = 1'-0"

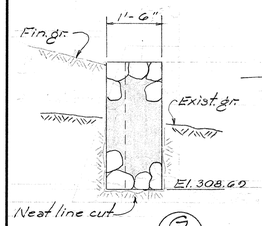

SECTION (G/15)
Scale: 1½" = 1'-0"

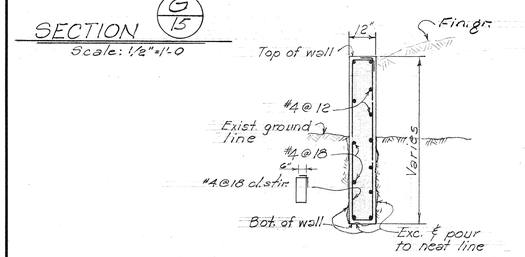

FRONT ELEVATION Scale: 1" = 10'-0"

SECTION (E/15)
Scale: 3/8" = 1'-0"

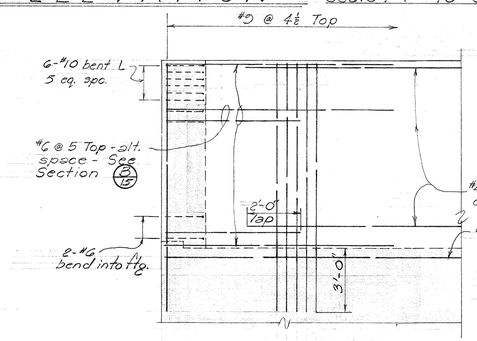

SECTION (D/15)
Scale: 3/8" = 1'-0"

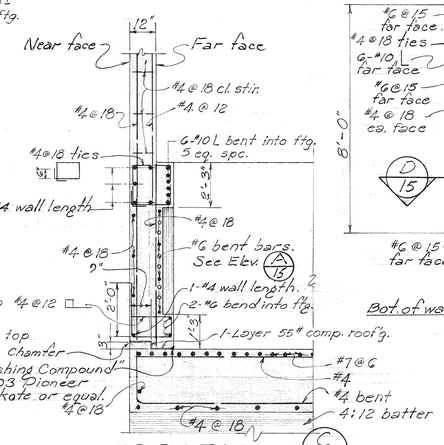

SECTION (C/15)
Scale: 3/8" = 1'-0"

ESTIMATED QUANTITIES

CLASS A-1 CONC.	325 Cu. Yd.
REINF. STEEL	20,580 #
STRUCT. EXC.	450 Cu. Yd.
C.R.M.	1 Cu. Yd.
FILTER MATERIAL	82 Cu. Yd.

HAWAII STATE HIGHWAY DEPARTMENT
STATE OF HAWAII

RETAINING WALL

STA. 6+27.75

LIKELIKE HWY. PROJ. S-0630(9)

NOV. 1959

ORIGINAL PLAN		DATE
	SURVEY PLOTTED BY	
	DESIGNED BY	11-59
	DRAWN BY	11-59
	TRACED BY	11-59
NOTE BOOK No.	QUANTITIES BY	11-59
	CHECKED BY	11-59

SHEET No. 15 OF SHEETS 15

PRINTED ON DIEPO 1000H CLEARPRINT

H-9

FED. ROAD DIST. NO.	STATE	FED. AID PROJ. NO.	FISCAL YEAR	SHEET NO.	TOTAL SHEETS
HAWAII	HAW.	S-0630(3)	1050	16	17

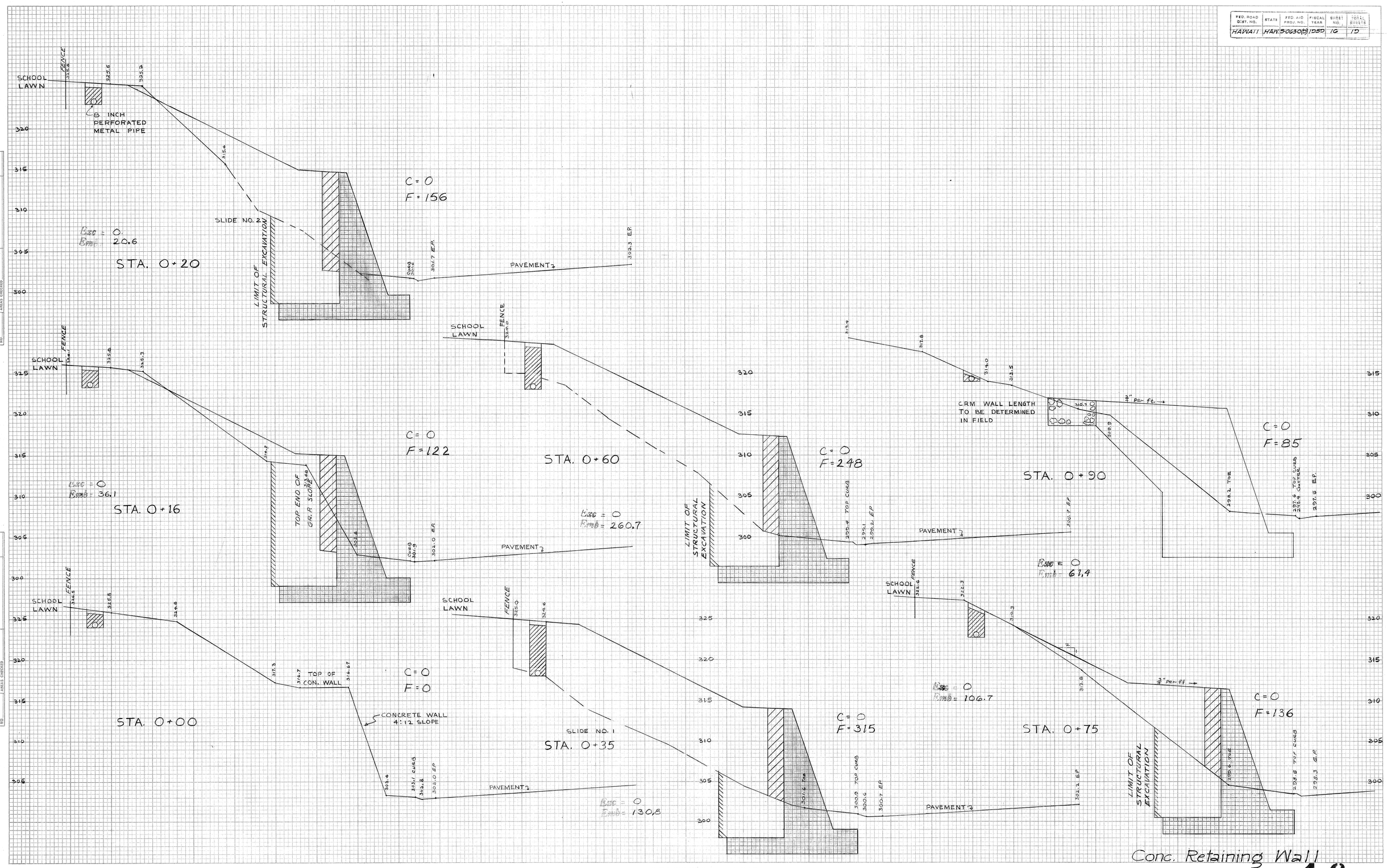

FINAL SURVEY		BY	DATE
NOTE BOOK NO.	SURVEYED		
	PLOTTED		
	TEMPLATE		
	AREAS		
	AREAS CHECKED		

ORIGINAL SURVEY		BY	DATE
NOTE BOOK NO.	SURVEYED		
	PLOTTED		
	TEMPLATE		
	AREAS		
	AREAS CHECKED		

PLATE 3—CROSS SECTION C. P. R. & R. E. STANDARD
J. H. WEIL CO., PHILADELPHIA.

16

Sheet 15