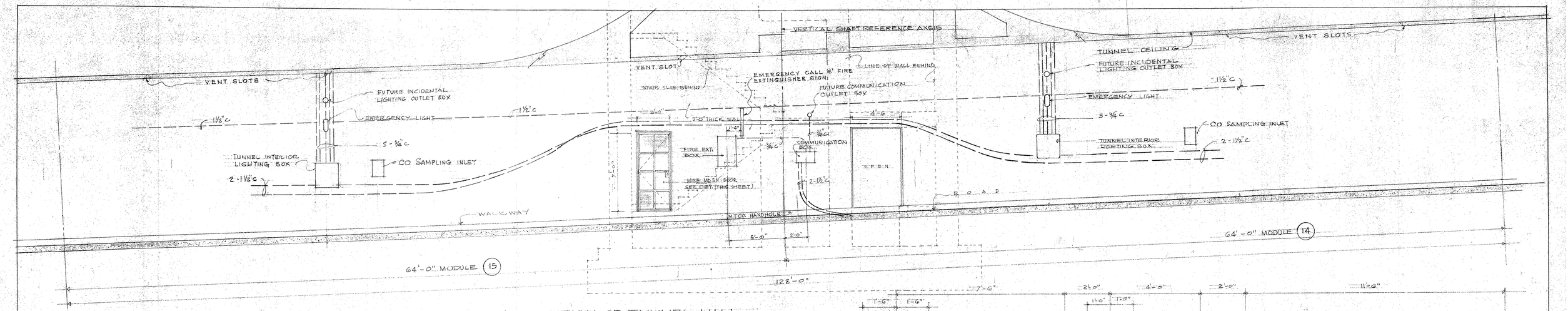

SIDE ELEVATION OF TUNNEL WALL AT TRANSITION

SCALE 1/4" = 1'-0"

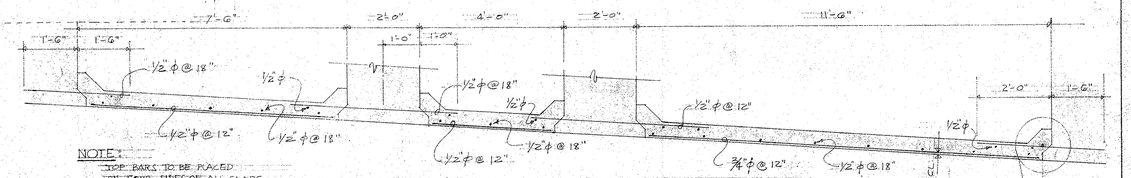

NOTE:
TOP BARS TO BE PLACED ON FOUR SIDES OF ALL SLABS

LONGITUDINAL SECTION OF CEILING SLAB UNDER SHAFT

SCALE 1/2" = 1'-0"

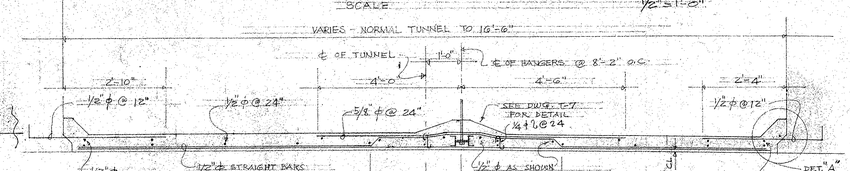

SECTION thru CEILING SLAB & TRANSITION

FOR REINF. AT OPENINGS SEE DRAWING T-7 SCALE 1/2" = 1'-0"

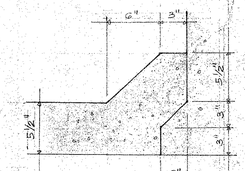

DETAIL "A"

SCALE 1/2" = 1'-0"

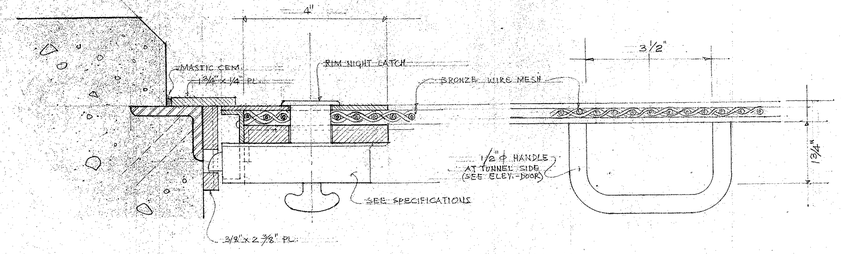

SECTION-A JAMB AT LOCK

SCALE 1/2 FULL SIZE

DETAIL OF HANDLE

SCALE 1/2 FULL SIZE

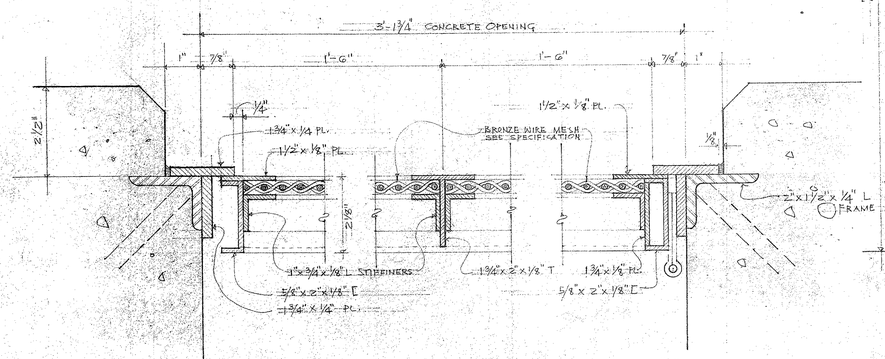

SECTION-B JAMB SECTION-C MUNTIN SECTION-D JAMB

SCALE 1/2 FULL SIZE

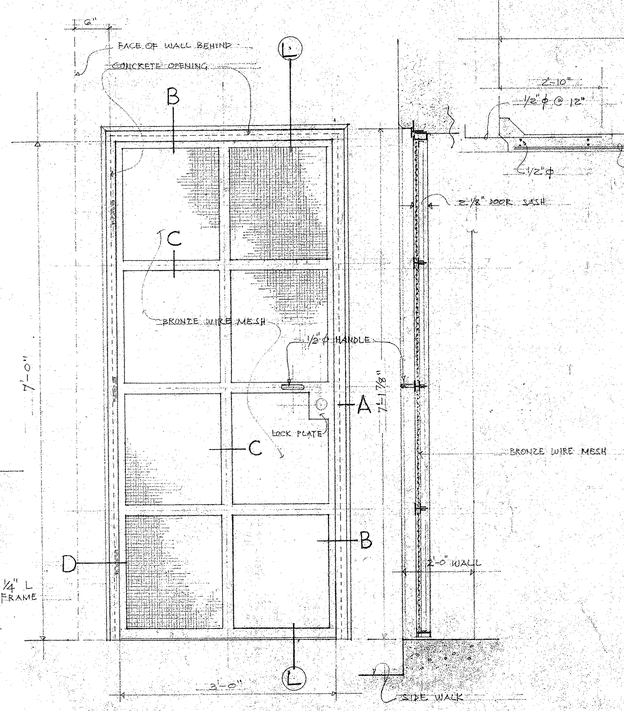

ELEVATION OF DOOR

SCALE 1" = 1'-0"

SECT. thru L-L

SCALE 1" = 1'-0"

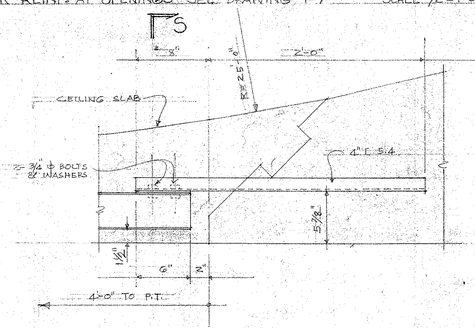

DETAIL AT END OF CEILING CHANNEL KALIHI SIDE

(KANEOHE SIDE SIMILAR)

SCALE 1½" = 1'-0"

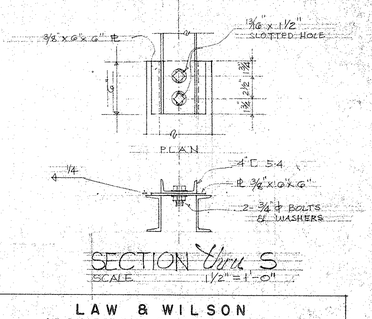

SECTION thru S

SCALE 1½" = 1'-0"

LAW & WILSON
ARCHITECTS & ENGINEERS

DEPARTMENT OF PUBLIC WORKS
CITY AND COUNTY OF HONOLULU
BUREAU OF PLANS

KALIHI TUNNEL

TUNNEL & SHAFT-TRANSITION
TUNNEL WALL
CEILING & MISC. DETAILS

ENGINEER L.B.W. W. LUM DATE JULY 15, 1963
DRAFTSMAN A.R. CHECKED BY Y.T. W. LUM
SCALE AS NOTED TRACER
APPROVED: CHIEF ENGINEER APPROVED: BUREAU ENGINEER

APPROVED: ENGINEER, KALIHI TUNNEL

W. S.	PROFILE	C. S.
C.D. SEC.	F.B.	S.B.
W.M. BY:	F.W. BY:	S. BY:

SECTION C JOB NO. 26-53 DWG. T-41

FILE	POCKET	FOLDER	NO.
7	5	5	41