

ROOF FRAMING PLAN SCALE: 1/8" = 1'-0"

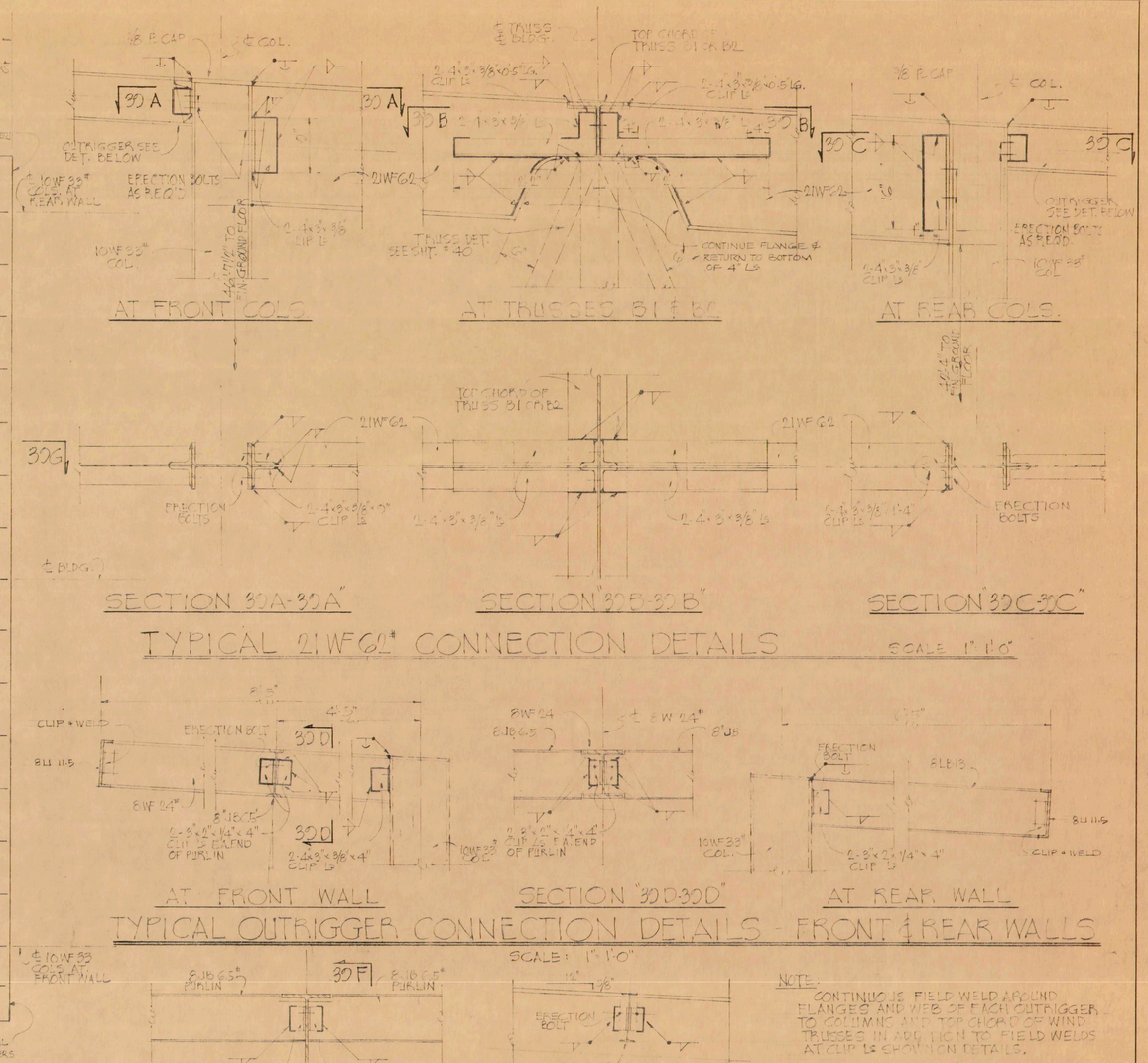

NOTE:
CONTINUOUS FIELD WELD AROUND FLANGES AND WEB OF EACH OUTRIGGER TO COLUMNS AND TOP CHORD OF WIND TRUSSES IN ADDITION TO FIELD WELDS AT CLIP LS SHOWN ON DETAILS.

ALL WELDS TO BE ¼" CONTINUOUS EXCEPT AS NOTED.

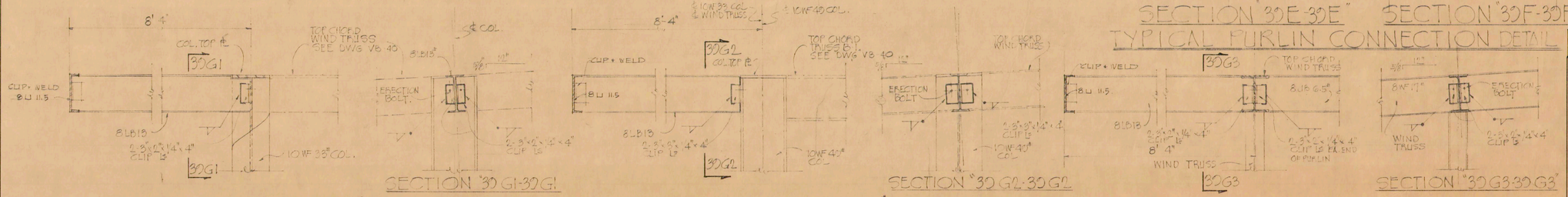

APPROVED:
ENGINEER, KALIHI TUNNEL

LAW & WILSON
ARCHITECTS & ENGINEERS

DEPARTMENT OF PUBLIC WORKS
CITY AND COUNTY OF HONOLULU
BUREAU OF PLANS

KALIHI TUNNEL

VENTILATION BLDG. - STRUCTURAL
ROOF FRAMING PLAN & DETAILS

ENGINEER	L & W / D.L.	DATE	JULY 15 1953
DRAFTSMAN	F.C.	CHECKED BY	D.L.
SCALE	AS NOTED	TRACER	

APPROVED: CHIEF ENGINEER — APPROVED: BUREAU ENGINEER

W.S.	PROFILE	C.B.
CR. SEC.	F.B.	S.B.
W.M. BY:	F.W. BY:	S.BY:

SECTION C JOB NO. 26-53 DWG. VB-39

FILE	POCKET	FOLDER	NO.
7	6	2	39