FED. ROAD DIST. NO.	STATE	FED. AID PROJ. NO.	FISCAL YEAR	SHEET NO.	TOTAL SHEETS
HAWAII	HAW.	G1A-01-88M	1988	C.O. 4	5

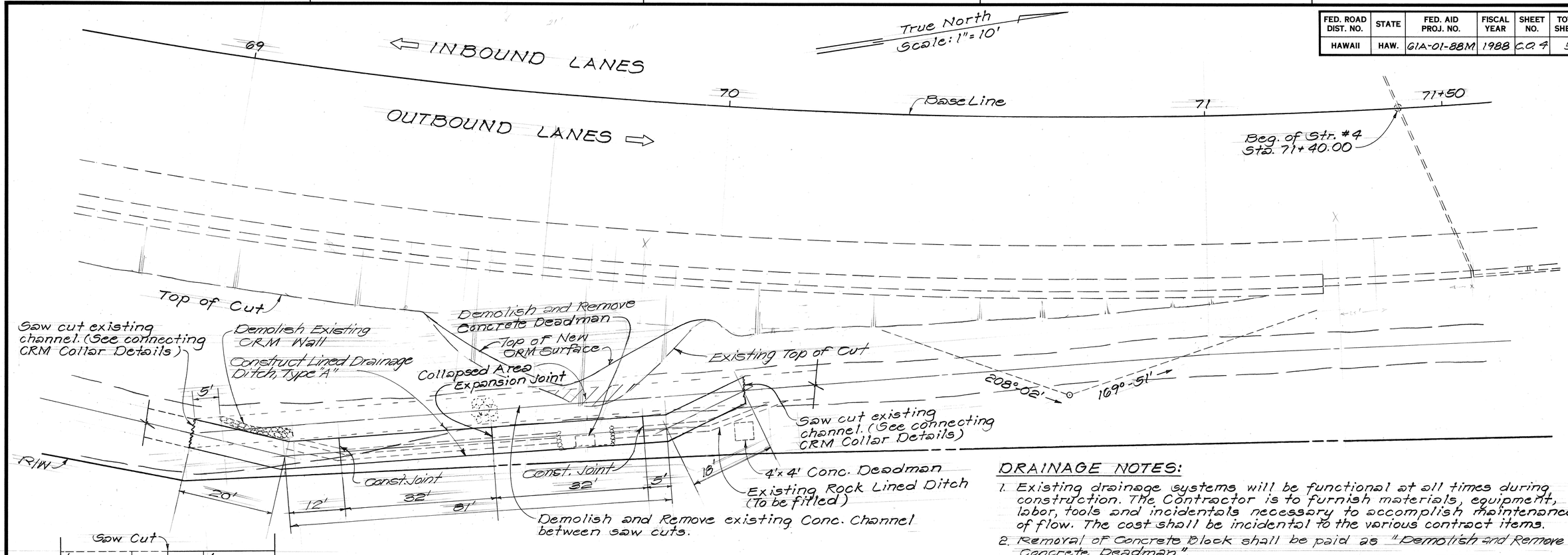

PLAN

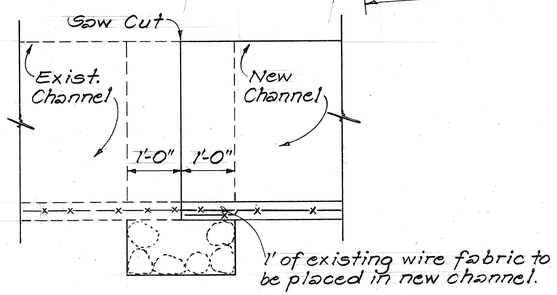

SECTION A

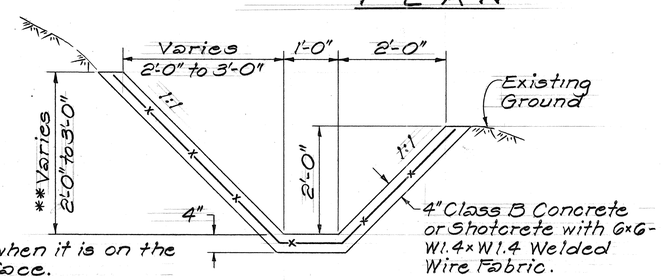

** Ditch is 2.0' when it is on the new crm surface.

TYPICAL SECTION LINED DRAINAGE DITCH, TYPE "A"

Scale: 3/4" = 1'-0"

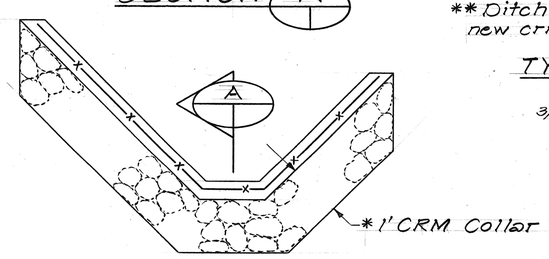

* Concrete may be used instead of CRM only if all voids between the collar and channel are filled.

ELEVATION

CONNECTING CRM COLLAR DETAILS

Scale: 3/4" = 1'-0"

3/8" Premolded Joint Filler

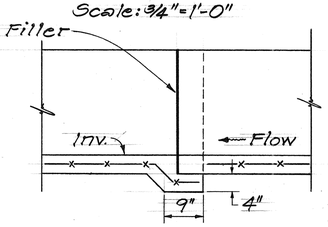

PROFILE SECTION

TYPICAL EXPANSION JOINT

Scale: 3/4" = 1'-0"

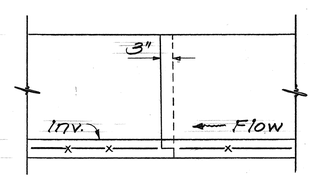

PROFILE SECTION

TYPICAL CONSTRUCTION JOINT

Scale: 3/4" = 1'-0"

DRAINAGE NOTES:

1. Existing drainage systems will be functional at all times during construction. The Contractor is to furnish materials, equipment, labor, tools and incidentals necessary to accomplish maintenance of flow. The cost shall be incidental to the various contract items.
2. Removal of Concrete Block shall be paid as "Demolish and Remove Concrete Deadman".
3. The backfill of the existing rock lined ditch and the construction of the connecting CRM Collars shall be considered incidental to the various contract items.
4. Ditch and Channel excavation shall be considered incidental to the various contract items.

ESTIMATED QUANTITIES

Lined Drainage Ditch, Type "A"	=	119 L.F.
Demolish and Remove Concrete Deadman	=	L.S.

DATE	REVISION
8/10/88	Realignment of Lined Drainage Ditch, Type "A"

STATE OF HAWAII
DEPARTMENT OF TRANSPORTATION
HIGHWAYS DIVISION

DRAINAGE DETAILS

Pali Highway Retaining Wall at Kapena Falls
Project No. G1A-01-88M

Scale: As Noted Date: April, 1988

SHEET No. 1 OF 1 SHEETS

C.O. 4

ORIGINAL PLAN | NOTE BOOK | No. | SURVEY PLOTTED BY | DRAWN BY | TRACED BY | DESIGNED BY | QUANTITIES BY | CHECKED BY | DATE