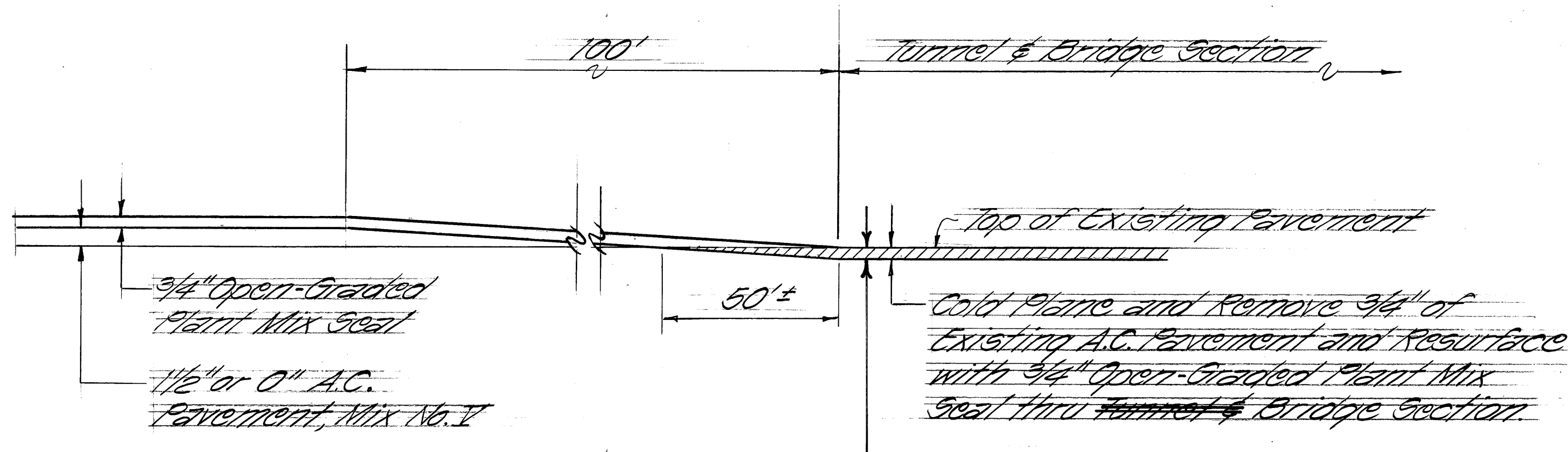


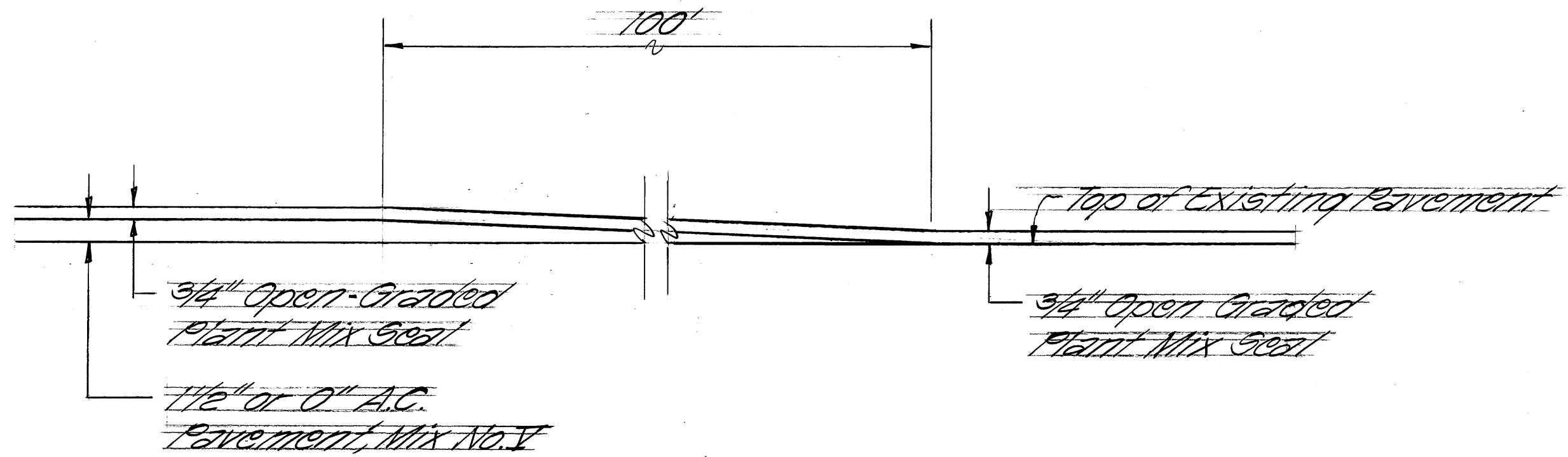
FED. ROAD DIST. NO.	STATE	PROJ. NO.	FISCAL YEAR	SHEET NO.	TOTAL SHEETS
HAWAII	HAW.	61BD-01-82M	1982	4	31



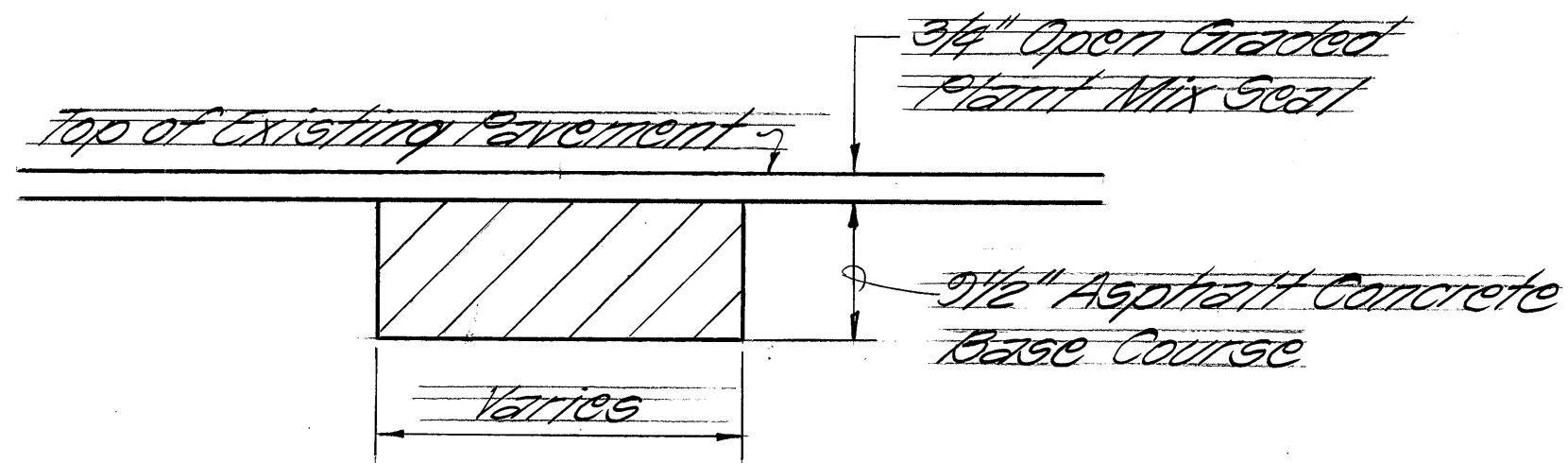
COLD PLANE TRANSITION
Scale: 1 1/2" = 1'-0"

TUNNEL & BRIDGE SECTION COLD PLANE SCHEDULE
O.B. & S.B. Sta. 96+50 (Ahead) to O.B. & S.B. Sta. 135+00
I.B. & S.B. Sta. 96+50 (Ahead) to I.B. & S.B. Sta. 137+00

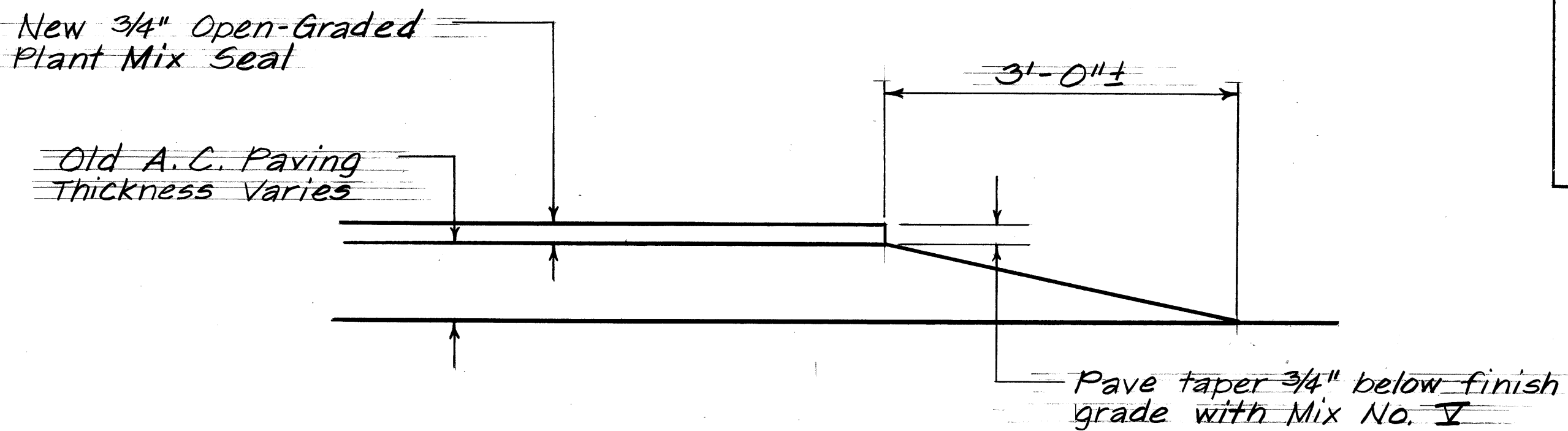
Cold Plane and Remove 1 1/4" of Existing A.C. Pavement and Resurface with 3/4" A.C. Pavement Mix No. I and 3/4" Open Graded Plant Mix Seal thru Tunnel Section; I.B. & O.B. Sta. 96+50 to 115+10±.



RESURFACING TRANSITION
Scale: 1 1/2" = 1'-0"



RECONSTRUCTION OF WEAKENED AREAS
(For Tunnel & Bridge Sections)
N.T.S.



TYPICAL TAPER SECTION
N.T.S.

SHOULDER TAPER SCHEDULE
O.B. Sta. 95+50 to 96+50
O.B. Sta. 142+10 to 160+00
O.B. Sta. 182+00 to 200+00
I.B. Sta. 82+20 to 87+20
I.B. Sta. 137+00 to 143+00
I.B. Sta. 171+00 to 173+50

Posted as "As Built"

STATE OF HAWAII
DEPARTMENT OF TRANSPORTATION
HIGHWAYS DIVISION

COLD PLANE & TRANSITION DETAILS
PALI HWY. RESURFACING
Reservoir No. 3 to Castle Junction
PROJ. NO. 61BD-01-82M
Scale as noted Date: Apr. 1982

SHEET No. OF SHEETS