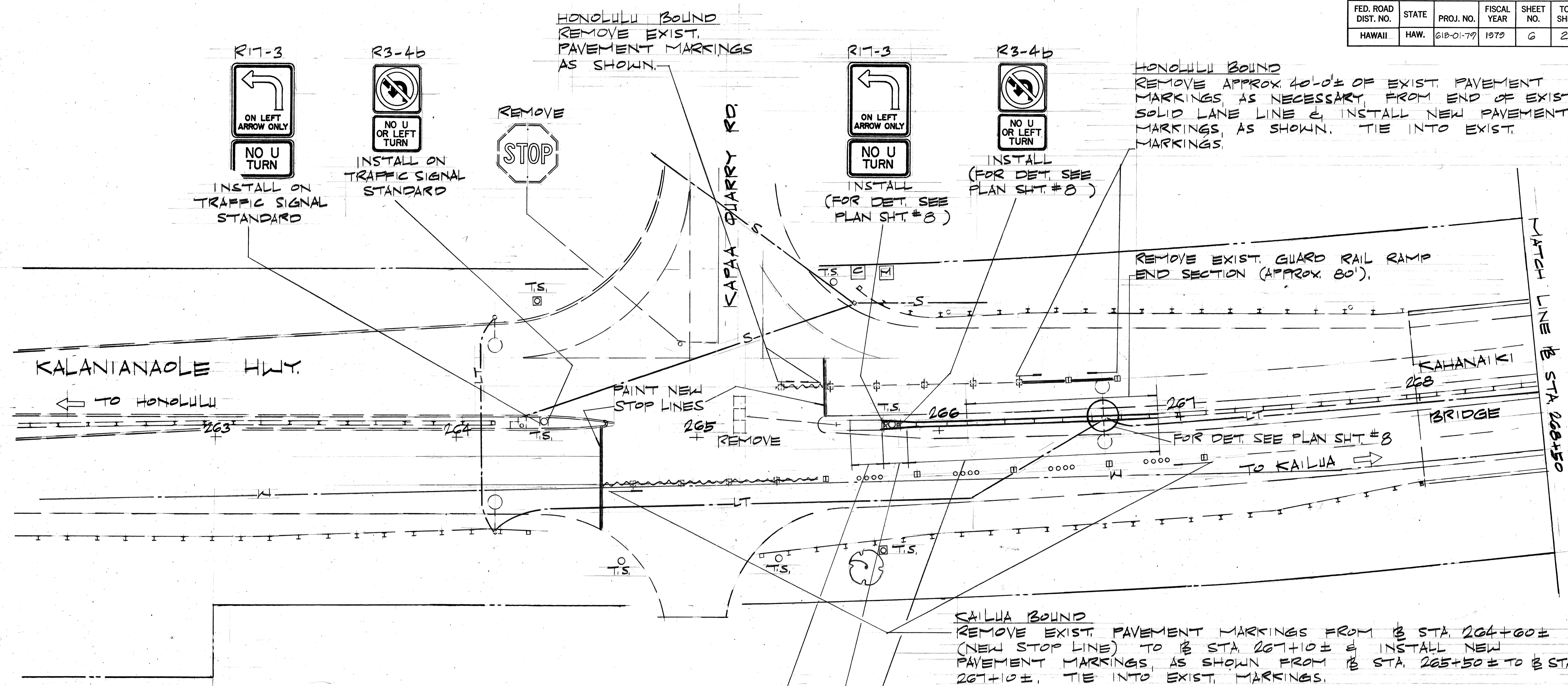


FED. ROAD DIST. NO.	STATE	PROJ. NO.	FISCAL YEAR	SHEET NO.	TOTAL SHEETS
HAWAII	HAW.	618-01-79	1979	6	24



R17-3
ON LEFT ARROW ONLY
NO U TURN
INSTALL ON TRAFFIC SIGNAL STANDARD

R3-4b
NO U OR LEFT TURN
INSTALL ON TRAFFIC SIGNAL STANDARD

R17-3
ON LEFT ARROW ONLY
NO U TURN
INSTALL (FOR DET. SEE PLAN SHT. #8)

R3-4b
NO U OR LEFT TURN
INSTALL (FOR DET. SEE PLAN SHT. #8)

HONOLULU BOUND
REMOVE APPROX 40'± OF EXIST. PAVEMENT MARKINGS, AS NECESSARY, FROM END OF EXIST. SOLID LANE LINE & INSTALL NEW PAVEMENT MARKINGS, AS SHOWN. TIE INTO EXIST. MARKINGS.

REMOVE EXIST. GUARD RAIL RAMP END SECTION (APPROX. 80').

KAILUA BOUND
REMOVE EXIST. PAVEMENT MARKINGS FROM STA 264+00± (NEW STOP LINE) TO STA 267+10± & INSTALL NEW PAVEMENT MARKINGS, AS SHOWN FROM STA. 265+50± TO STA. 267+10±. TIE INTO EXIST. MARKINGS.

NOTE:
FOR EXIST. UTILITIES BETWEEN STA 268+50 & STA 274+00, SEE PLAN SHT. #4.

INSTALL NEW GUARD RAIL ENERGY ABSORBING TERMINAL SYSTEM (G.R.E.A.T.), 3 BAYS, 2 FT. WIDE UNIT. FOR DETAILS SEE PLAN SHTS. #11-13.

INSTALL TRANSITION SECTION TO G.R.E.A.T. SYSTEM. FOR DETAILS SEE PLAN SHTS. #11-13.

INSTALL NEW GUARD RAIL, TYPE 3-DOUBLE W/ RUB RAIL ON STEEL POST (APPROX. 110')

SURVEY PLOTTED BY	DATE
DRAWN BY	
DESIGNED BY	
QUANTITIES BY	
CHECKED BY	
ORIGINAL PLAN	
NO. BOOK	
NO.	

STATE OF HAWAII
DEPARTMENT OF TRANSPORTATION
LAND TRANSPORTATION FACILITIES DIVISION





**PAVEMENT MARKINGS,
SIGNING, UTILITIES &
G.R.E.A.T. SYSTEM**

PROJ. NO. 618-01-79
SCALE: 1"=20' AUG. 1978
SHEET NO. 6 OF 24 SHEETS

HONOLULU BOUND

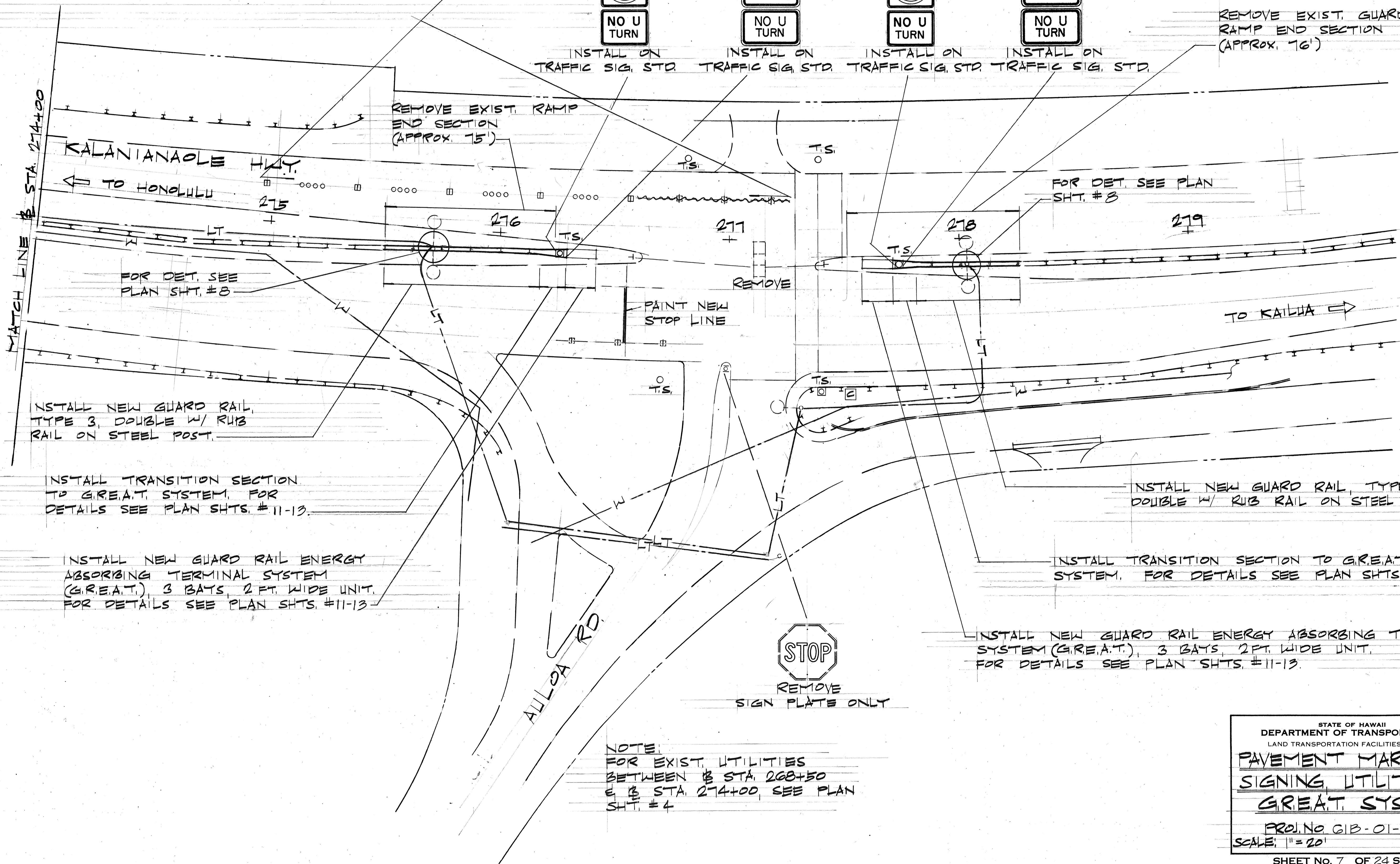
REMOVE EXIST. PAVEMENT MARKINGS (TYPE "C" & SOLID WHITE) FROM \pm STA. 275+00 \pm TO \pm STA. 277+28 \pm . INSTALL NEW PAVEMENT MARKINGS AS SHOWN FROM \pm STA. 275+00 \pm TO \pm STA. 276+55 \pm . TIE INTO EXIST. MARKINGS.

FED. ROAD DIST. NO.	STATE	PROJ. NO.	FISCAL YEAR	SHEET NO.	TOTAL SHEETS
HAWAII	HAW.	G1B-01-79	1979	7	24



INSTALL ON TRAFFIC SIG. STD. INSTALL ON TRAFFIC SIG. STD. INSTALL ON TRAFFIC SIG. STD. INSTALL ON TRAFFIC SIG. STD.

REMOVE EXIST. GUARD RAIL RAMP END SECTION (APPROX. 76')



FOR DET. SEE PLAN SHT. #8

FOR DET. SEE PLAN SHT. #8

INSTALL NEW GUARD RAIL, TYPE 3, DOUBLE W/ RUB RAIL ON STEEL POST.


INSTALL NEW GUARD RAIL, TYPE 3, DOUBLE W/ RUB RAIL ON STEEL POST.

INSTALL TRANSITION SECTION TO G.R.E.A.T. SYSTEM. FOR DETAILS SEE PLAN SHTS. #11-13.

INSTALL TRANSITION SECTION TO G.R.E.A.T. SYSTEM. FOR DETAILS SEE PLAN SHTS. #11-13.

INSTALL NEW GUARD RAIL ENERGY ABSORBING TERMINAL SYSTEM (G.R.E.A.T.) 3 BAYS, 2 FT. WIDE UNIT. FOR DETAILS SEE PLAN SHTS. #11-13.

INSTALL NEW GUARD RAIL ENERGY ABSORBING TERMINAL SYSTEM (G.R.E.A.T.) 3 BAYS, 2 FT. WIDE UNIT. FOR DETAILS SEE PLAN SHTS. #11-13.



REMOVE SIGN PLATE ONLY

NOTE FOR EXIST. UTILITIES BETWEEN \pm STA. 268+50 & \pm STA. 274+00, SEE PLAN SHT. #4

SURVEY PLOTTED BY	DATE
DRAWN BY	
DESIGNED BY	
QUANTITIES BY	
CHECKED BY	
ORIGINAL PLAN	
NOTE BOOK	
No.	

STATE OF HAWAII
DEPARTMENT OF TRANSPORTATION
LAND TRANSPORTATION FACILITIES DIVISION

**PAVEMENT MARKINGS,
SIGNING, UTILITIES &
G.R.E.A.T. SYSTEM**

PROJ. NO. G1B-01-79
SCALE: 1" = 20' AUG. 1978

SHEET No. 7 OF 24 SHEETS