FED. ROAD DIST. No.	STATE	FED. AID PROJ. No.	FISCAL YEAR	SHEET No.	TOTAL SHEETS
Hawaii	HAW	S216(5)	1954	42	112

Feb. 16, 1955

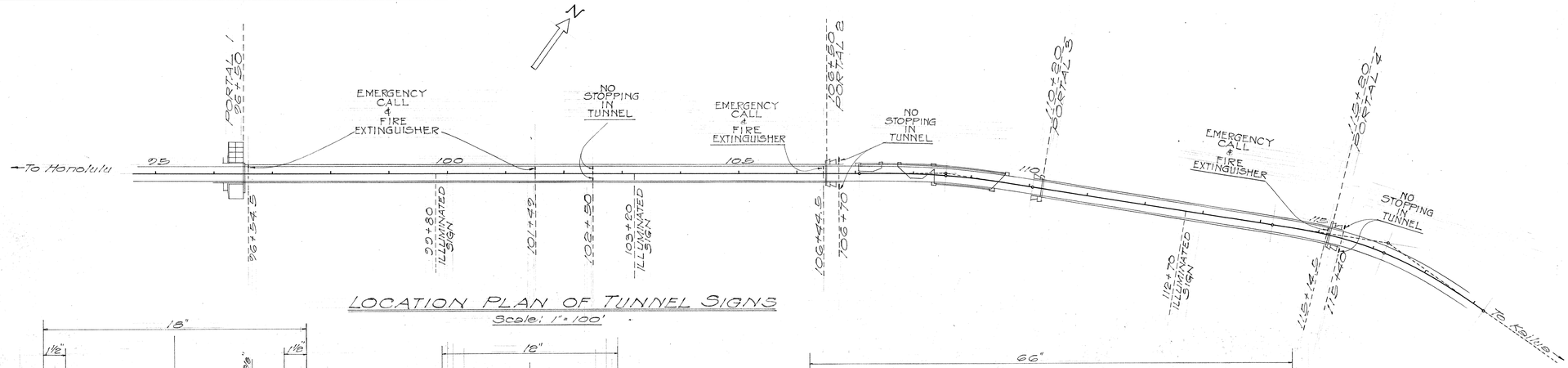

LOCATION PLAN OF TUNNEL SIGNS

Scale: 1" = 100'

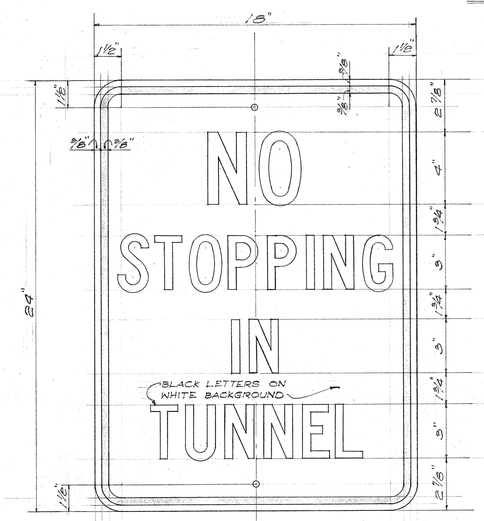

SERIES "C" LETTERS

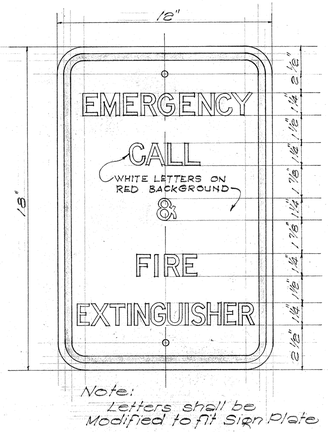

Note: Letters shall be Modified to fit Sign Plate

TUNNEL SIGNS

Scale: 3" = 1'-0"

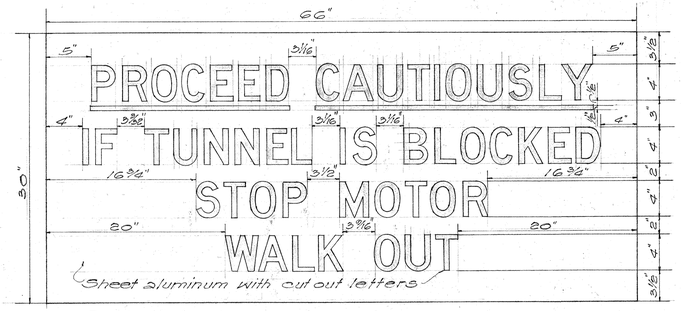

Series "D" letters

ILLUMINATED SIGN

Scale: 1½" = 1'-0"

NOTE:
1. Wording, letter size, and spacing may be revised if directed by the Engineer.
2. See Electrical Plans for location and details of Illuminated Sign, See Sheets 43 and 49.
3. For Mounting Detail of Illuminated Sign, see Sheets 48 and 49.

SUMMARY OF TUNNEL SIGNS	
TOTAL	DESCRIPTION
6	NO STOPPING IN TUNNEL
4	EMERGENCY CALL & FIRE EXTINGUISHER
3	PROCEED CAUTIOUSLY IF TUNNEL IS BLOCKED STOP MOTOR WALK OUT

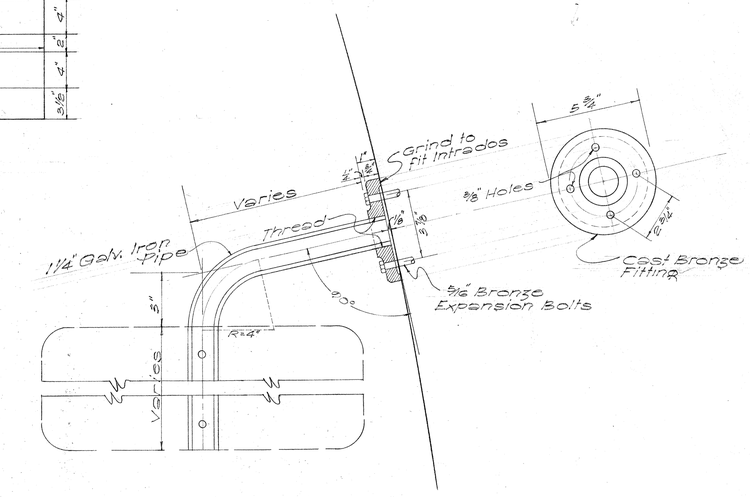

DETAIL OF SIGN BRACKET

Scale: 3" = 1'-0"

NOTE: When "No Stopping in Tunnel Signs" are located outside of the tunnels, install them like "Speed Limit Signs" as shown on sheet 68.

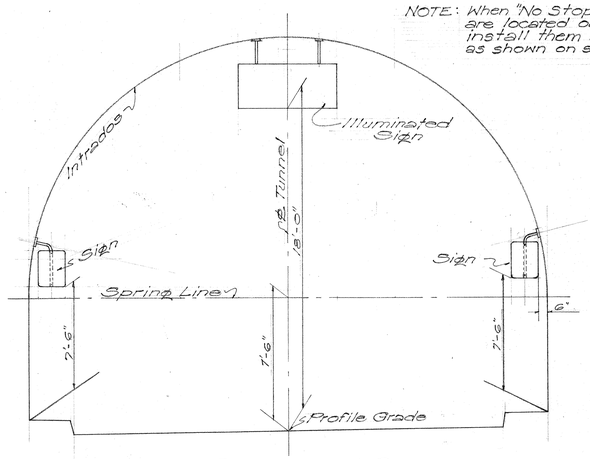

TUNNEL SECTION SHOWING TYPICAL SIGN HEIGHT

Scale: ¼" = 1'-0"

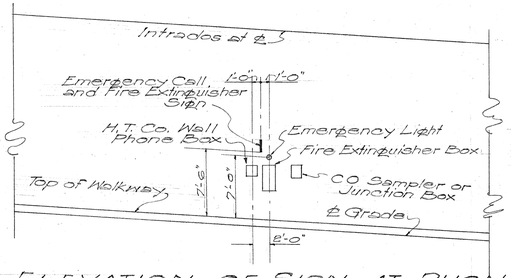

NOTE: For dimensions and height of boxes, see Electrical Plans, Sheet No. 5708.49

ELEVATION OF SIGN AT PHONE AND FIRE EXTINGUISHER BOXES

Scale: ¼" = 1'-0"
1/8"

ORIGINAL PLAN	SURVEY PLOTTED BY	DATE
	DESIGNED BY	
	DRAWN BY F.T. L.G.	
	TRACED BY	
NOTE BOOK	QUANTITIES CHECKED BY O.M.	
No.	CHECKED BY F.T. J.O.	

TERRITORIAL HIGHWAY DEPARTMENT
TERRITORY OF HAWAII

TUNNEL REGULATORY SIGNS
NUUANU PALI TUNNELS
PALI ROAD
PROJ. No. S216(5)

Scale: As noted Aug. 1954

SHEET No. 42 OF 42 SHEETS

5708.42

NTED ON DIETZGEN 195M AGEPROOF