FED. ROAD DIST. NO.	STATE	FED. AID PROJ. NO.	FISCAL YEAR	SHEET NO.	TOTAL SHEETS

GENERAL NOTES

SPECIFICATIONS: Standard Specifications Pamphlet "M" April 1936. Sections 5 & 6 except for measurement & payment.

PAYMENT: The Cement Rubble Masonry of the culvert barrel i.e. arch ring and footings are to be paid for on the linear foot basis for the various sizes of Masonry Culverts installed.

JOINTS IN ARCH RING: In outside rings, joints shall, in general, have uniform thickness and stones shall be cut accordingly. In the rest of the arch ring the radial direction of the joints may be effected through a variation in joint thickness.

HEAD & WING WALLS: The type of wall to be used at ends of culverts depends on actual conditions on the site and shall be made by the Res. Engr. if not shown on road plans.

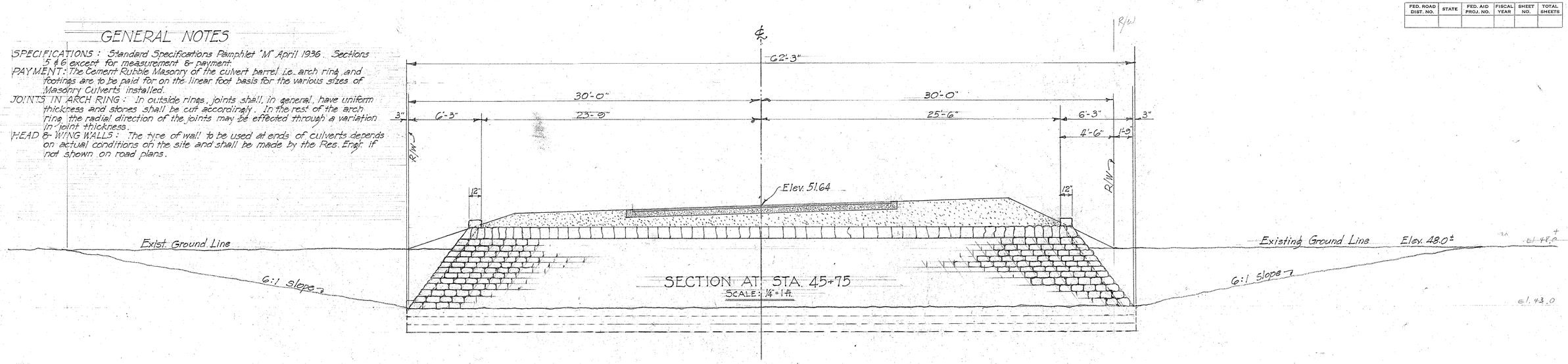

SECTION AT STA. 45+75
SCALE: 1/4" = 1 ft.

NOTE: Stones may project beyond the minimum dimension line except in outside rings where they must be cut to the specified extrados line.

Backfill must be placed uniformly and evenly on both sides of culvert. One-sided filling will not be permitted.

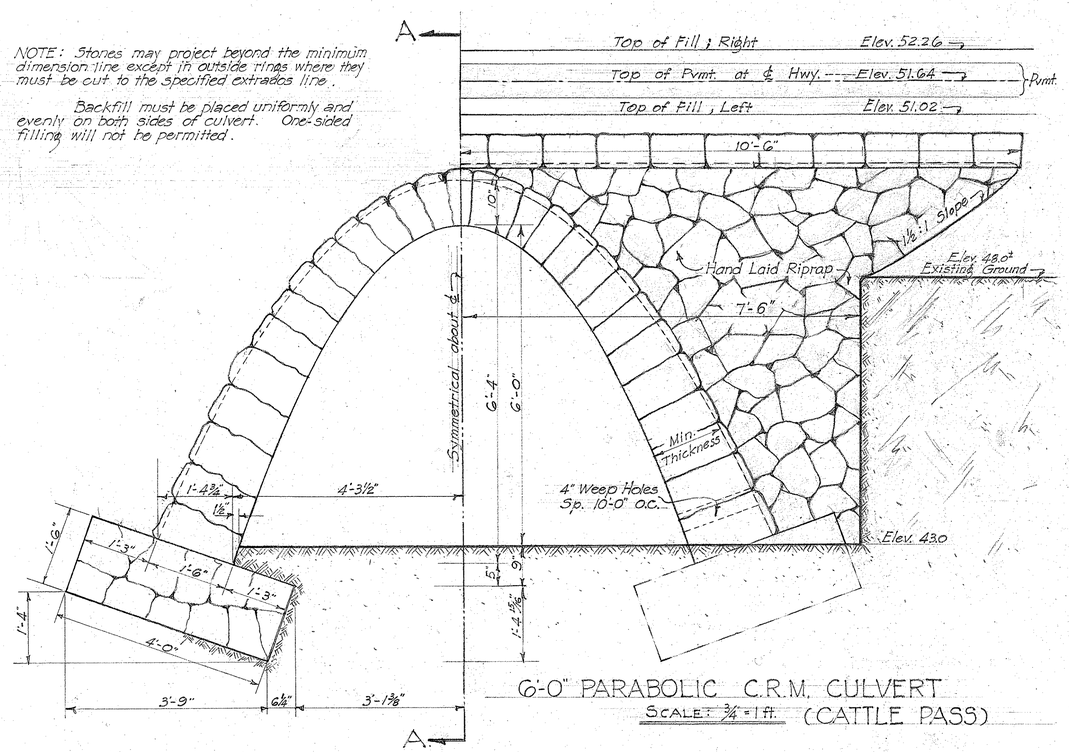

6'-0" PARABOLIC C.R.M. CULVERT
SCALE: 3/4" = 1 ft. (CATTLE PASS)

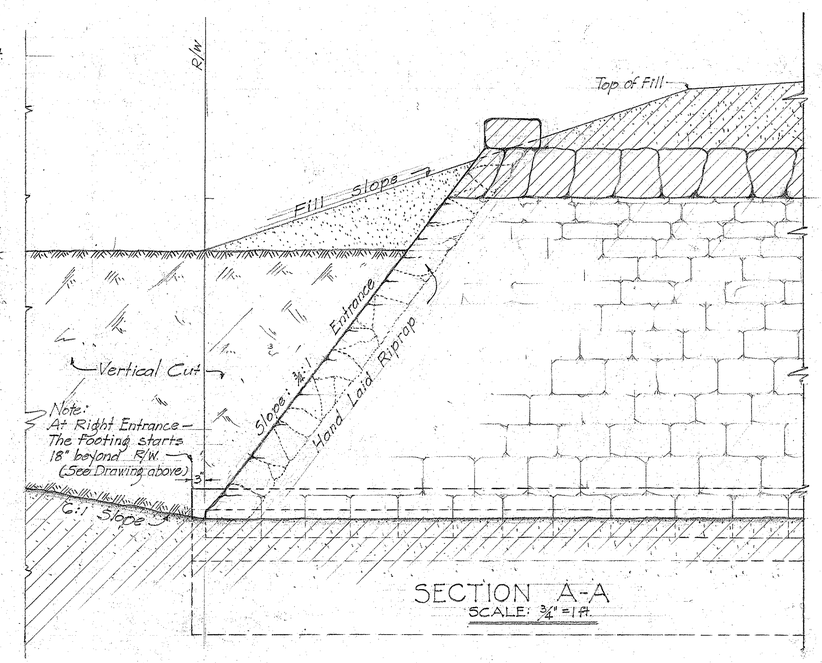

SECTION A-A
SCALE: 3/4" = 1 ft.

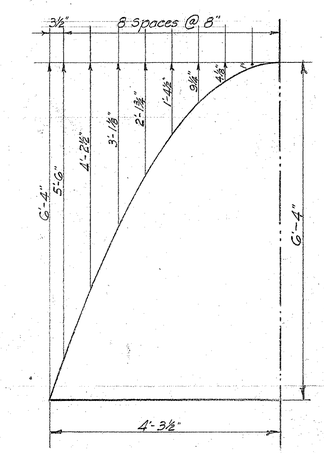

INTRADO ORDINATES FOR 6'-0" PARABOLIC CULVERT
SCALE: 3/4" = 1 ft.

—TOTAL QUANTITIES—

Arch Ring	36 c.y.
Footings	28 c.y.
Riprap Surface	85 sq. ft.
Excavation	325 c.y.

TABLE OF QUANTITIES PER LINEAR FOOT FOR 6'-0" PARABOLIC C.R.M. CULVERT

Size	Arch Ring	Footing	Paving	Total
6'-0"	0.6252 c.y.	0.4444 c.y.	0.2533 c.y.	1.0696 c.y.

TERRITORIAL HIGHWAY DEPARTMENT
TERRITORY OF HAWAII
STA. 45+75
DETAIL OF 6'-0" PARABOLIC CULVERT (CATTLE PASS)
SCALE - AS NOTED

SHEET No. OF SHEETS

ORIGINAL PLAN		
	SURVEY PLOTTED BY	DATE
	DESIGNED BY	"
	DRAWN BY	"
	TRACED BY	"
NOTE BOOK	QUANTITIES BY	"
	QUANTITIES CHECKED BY	"
No.	CHECKED BY	"