| FED. ROAD DIST. NO. | STATE | FED. AID PROJ. NO. | FISCAL YEAR | SHEET NO. | TOTAL SHEETS |
|---|---|---|---|---|---|
| HAWAII | HAW. | STP-0001(36) | 2008 | 8 | 42 |

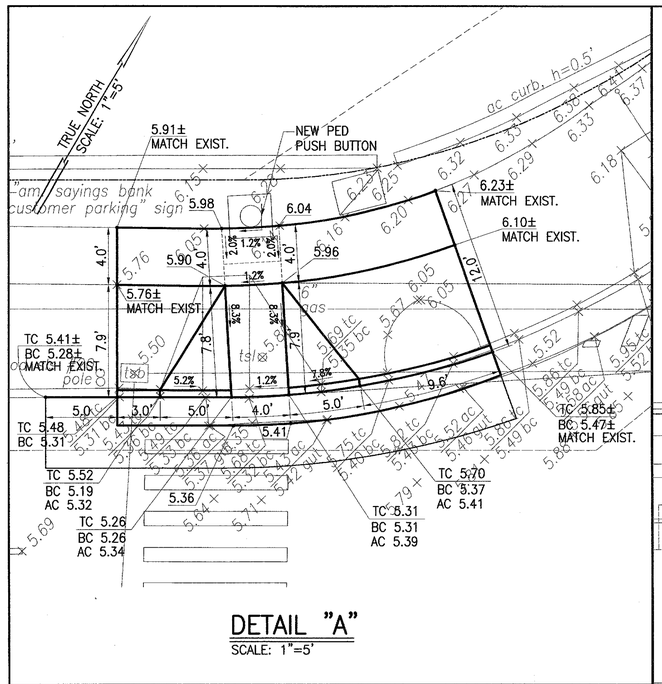


## DETAIL "A"

SCALE: 1"=5'

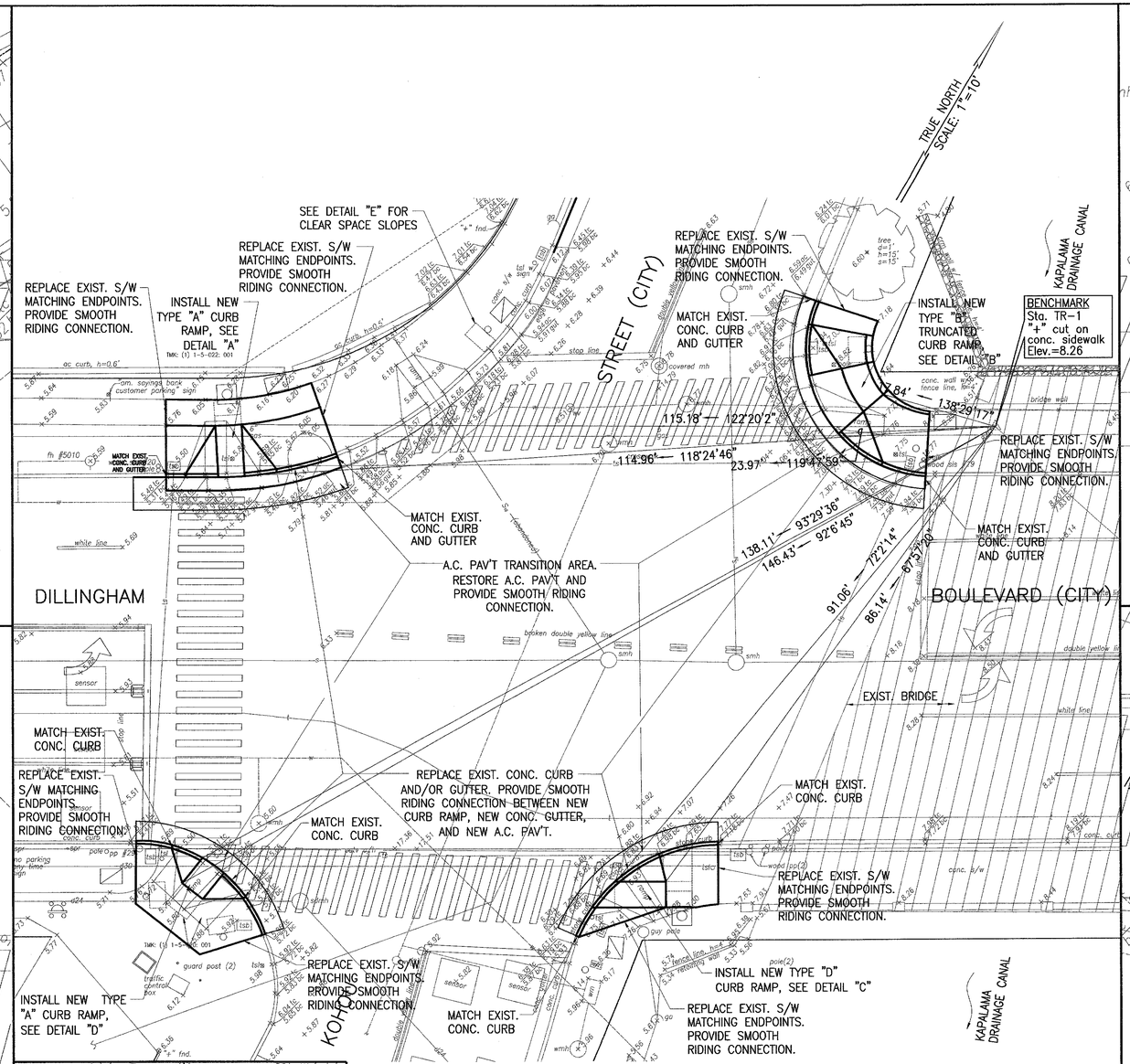


## CURB RAMP PLAN

SCALE: 1"=10'

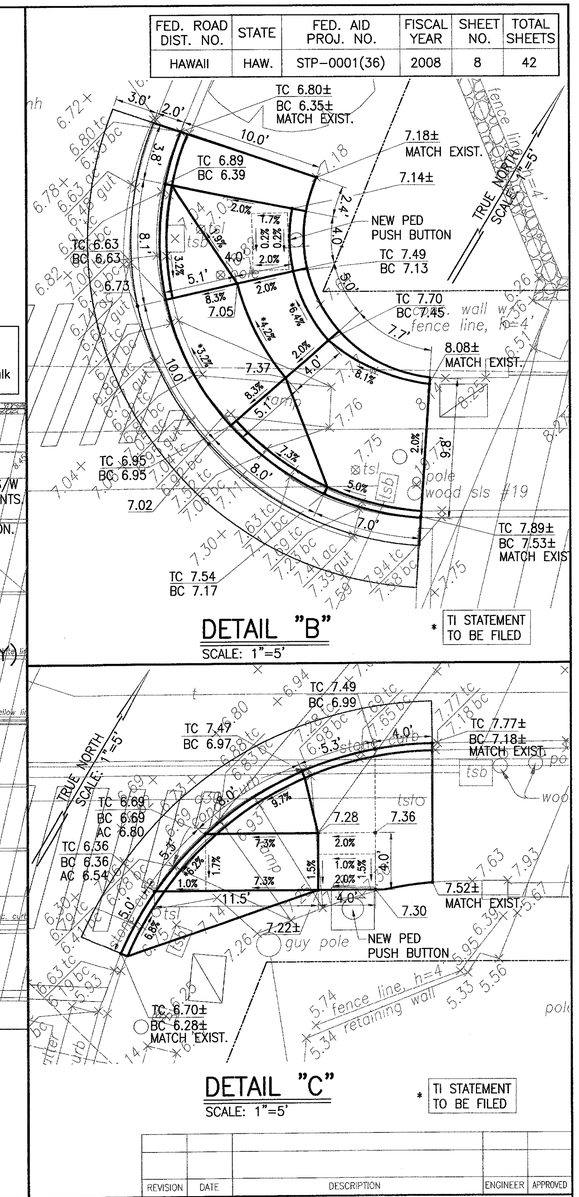


## DETAIL "B"

SCALE: 1"=5'

* TI STATEMENT TO BE FILED

## DETAIL "C"

SCALE: 1"=5'

* TI STATEMENT TO BE FILED

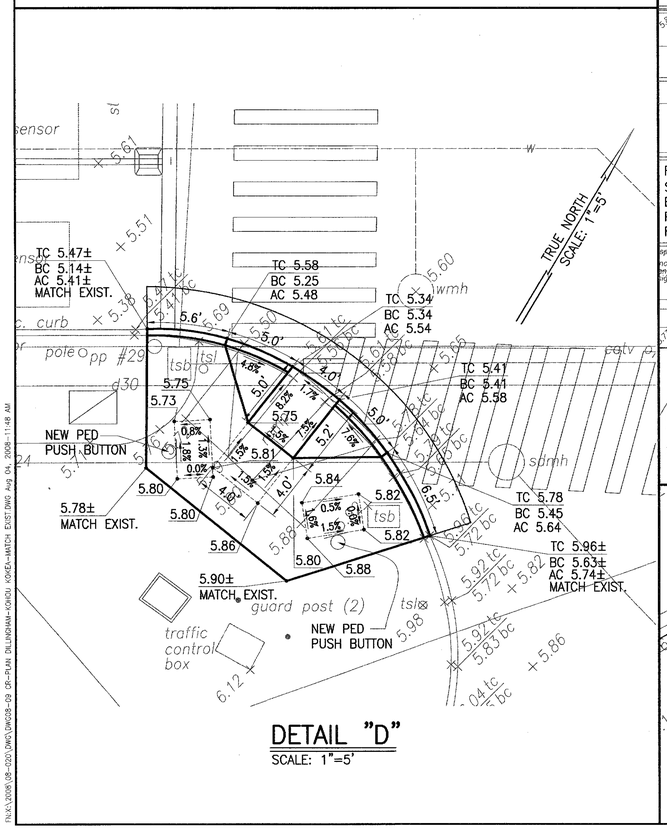


## DETAIL "D"

SCALE: 1"=5'

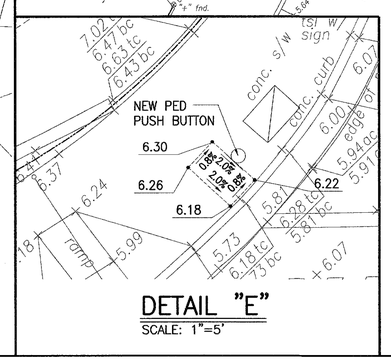


## DETAIL "E"

SCALE: 1"=5'

NOTES:

1. SEE SHEETS C-14 TO C-17 FOR CURB RAMP AND MISCELLANEOUS DETAILS.
2. FOR ADA CURB RAMP COMPLIANCE, THE MAXIMUM CURB RAMP/TRANSITION SLOPES SHOWN ON THE CURB RAMP TYPICAL DETAILS SHALL GOVERN OVER THE CURB RAMP CALCULATED SLOPES SHOWN ON THE PLANS, UNLESS A TECHNICAL INFEASIBILITY (TI) STATEMENT HAS BEEN FILED. IF A TI STATEMENT HAS BEEN FILED, THOSE RAMP SLOPES REFLECTED ON THE TI SHALL GOVERN. THE CONSTRUCTION TOLERANCES FOR ADA CURB RAMP SLOPES PROVIDED IN THE SP SECTION FOR CURB RAMPS, WILL BE APPLIED, AS APPLICABLE, TO THE MAXIMUM SLOPE REQUIREMENTS REFLECTED ON THIS PROJECT'S CURB RAMP TYPICAL DETAIL(S) OR THE SLOPES REFLECTED IN THE TI, WHICHEVER IS GREATER.
3. ADD TACTILE PAD ON ALL CURB RAMPS. SEE SHEET C-16.

| REVISION | DATE | DESCRIPTION | ENGINEER | APPROVED |
|---|---|---|---|---|
| | | | | |

KEITH K. NITTA
LICENSED PROFESSIONAL ENGINEER
No. 8226-C
HAWAII, U.S.A.

THIS WORK WAS PREPARED BY ME OR UNDER MY SUPERVISION AND CONSTRUCTION OF THIS PROJECT WILL BE UNDER MY OBSERVATION.

signature 4/30/10 expiration date of the license

ATA AUSTIN, TSUTSUMI & ASSOCIATES, INC. ENGINEERS, SURVEYORS HONOLULU, HAWAII

DEPARTMENT OF TRANSPORTATION SERVICES
CITY & COUNTY OF HONOLULU

TRAFFIC CONTROL SIGNALIZATION
AT VARIOUS LOCATIONS ON OAHU, PHASE X
FEDERAL-AID NO. STP-0001(36)

CURB RAMP PLAN & DETAILS
DILLINGHAM BOULEVARD/KOHOU STREET

| | |
|---|---|
| DESIGN | LHY |
| DRAWN | LHY |
| CHECKED | KKN |
| DATE | 08/04/08 |

C-8

SHEET 8 OF 42 SHEETS

PROJECT NO. | FILE | DRAW | FOLDER

| FILE | POCKET | FOLDER | NO. |
|---|---|---|---|
| | | | |

I:\X\2008_08-1200_DWG\WC08-03_CR-PLAN_DILLINGHAM-KOHOU_KKK\EX-MATCH EXIST.DWG Aug 04, 2008-11:48 AM

| FED. ROAD DIST. NO. | STATE | FED. AID PROJ. NO. | FISCAL YEAR | SHEET NO. | TOTAL SHEETS |
|---|---|---|---|---|---|
| HAWAII | HAW. | STP-0001(36) | 2008 | 9 | 42 |

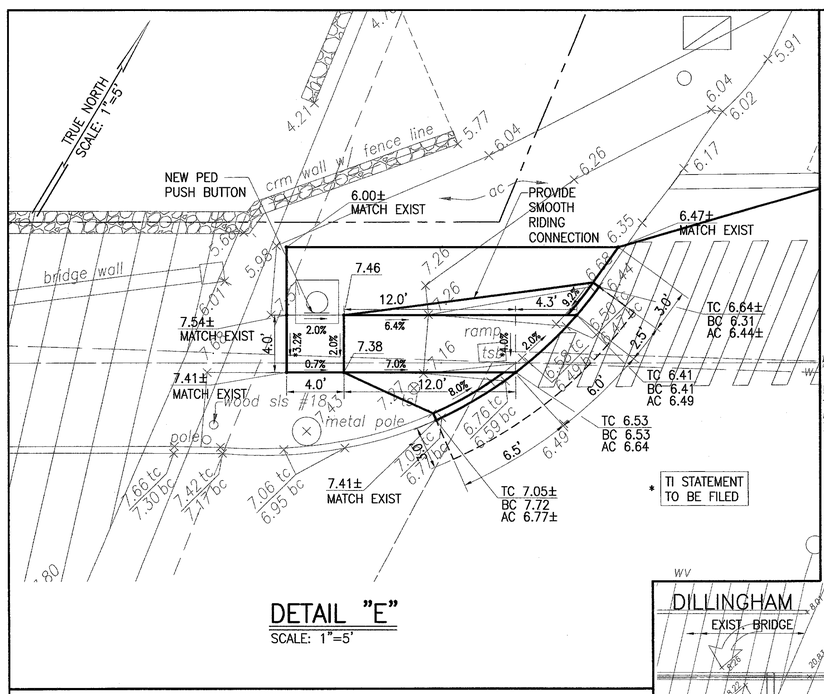


## DETAIL "E"

SCALE: 1"=5'

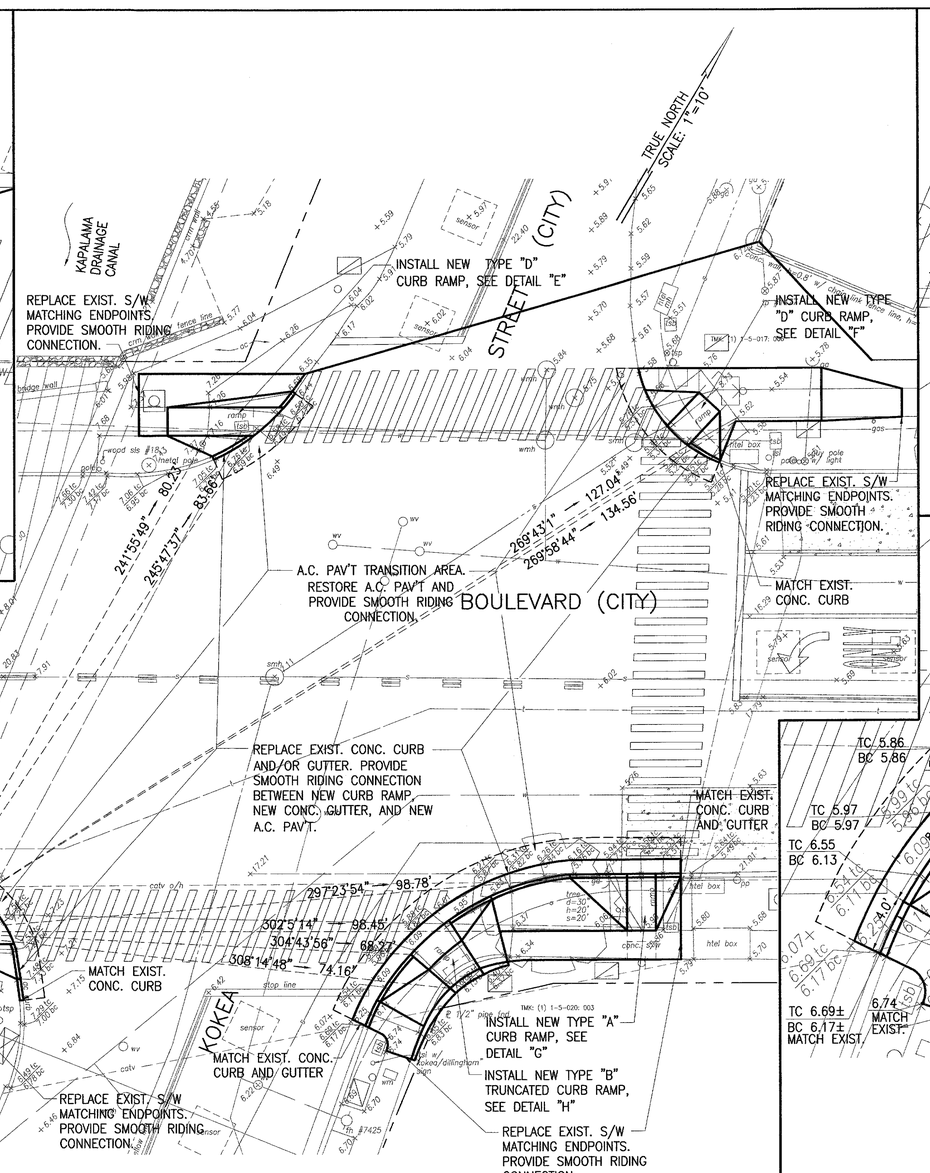


## CURB RAMP PLAN

SCALE: 1"=10'

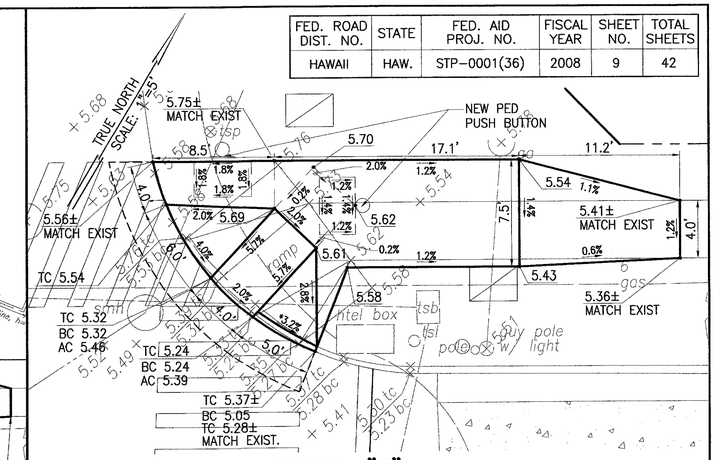


## DETAIL "F"

SCALE: 1"=5'

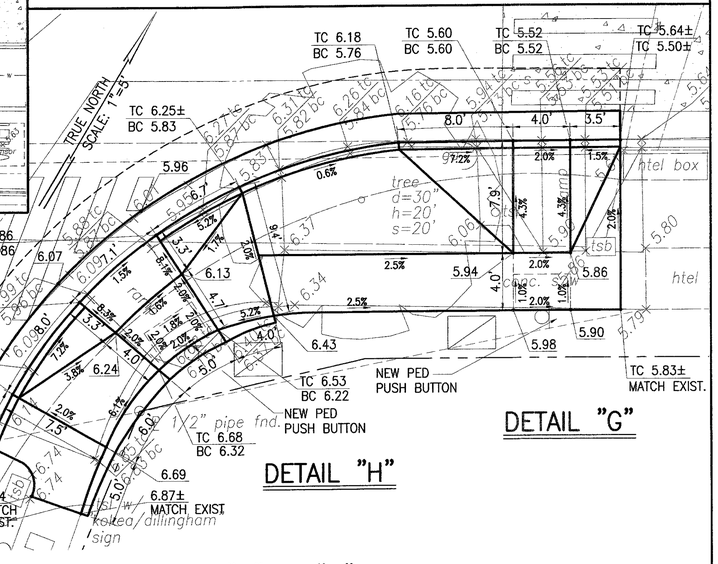


## DETAIL "G"

## DETAIL "H"

## DETAIL "G" & "H"

SCALE: 1"=5'

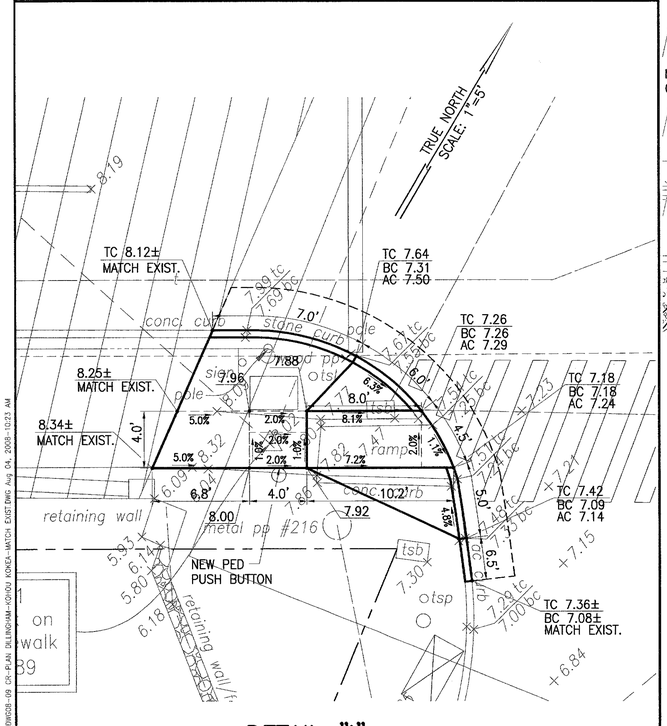


## DETAIL "I"

SCALE: 1"=5'

NOTES:

1. SEE SHEETS C-14 TO C-17 FOR CURB RAMP AND MISCELLANEOUS DETAILS.
2. FOR ADA CURB RAMP COMPLIANCE, THE MAXIMUM CURB RAMP/TRANSITION SLOPES SHOWN ON THE CURB RAMP TYPICAL DETAILS SHALL GOVERN OVER THE CURB RAMP CALCULATED SLOPES SHOWN ON THE PLANS, UNLESS A TECHNICAL INFEASIBILITY (TI) STATEMENT HAS BEEN FILED. IF A TI STATEMENT HAS BEEN FILED, THOSE RAMP SLOPES REFLECTED ON THE TI SHALL GOVERN. THE CONSTRUCTION TOLERANCES FOR ADA CURB RAMP SLOPES PROVIDED IN THE SP SECTION FOR CURB RAMPS, WILL BE APPLIED, AS APPLICABLE, TO THE MAXIMUM SLOPE REQUIREMENTS REFLECTED ON THIS PROJECT'S CURB RAMP TYPICAL DETAIL(S) OR THE SLOPES REFLECTED IN THE TI, WHICHEVER IS GREATER.
3. ADD TACTILE PAD ON ALL CURB RAMPS. SEE SHEET C-16.
4. FOR DEMOLITION OF EXIST. CURB RAMPS, SEE SHEET C-7.

| REVISION | DATE | DESCRIPTION | ENGINEER | APPROVED |
|---|---|---|---|---|
| | | | | |

KEITH K. NIIYA
LICENSED PROFESSIONAL ENGINEER
No. 8226-C
HAWAII, U.S.A.

THIS WORK WAS PREPARED BY ME OR UNDER MY SUPERVISION AND CONSTRUCTION OF THIS PROJECT WILL BE UNDER MY OBSERVATION.

signature — 4/30/10 expiration date of the license

AUSTIN, TSUTSUMI & ASSOCIATES, INC.
CIVIL ENGINEERS · SURVEYORS · HONOLULU, HAWAII

DEPARTMENT OF TRANSPORTATION SERVICES
CITY & COUNTY OF HONOLULU

TRAFFIC CONTROL SIGNALIZATION
AT VARIOUS LOCATIONS ON OAHU, PHASE X
FEDERAL-AID NO. STP-0001(36)

CURB RAMP PLAN & DETAILS
DILLINGHAM BOULEVARD/KOKEA ST.

| | | |
|---|---|---|
| DESIGN | LHY | C-9 |
| DRAWN | LHY | SHEET 9 |
| CHECKED | KKN | OF 42 SHEETS |
| DATE | 08/04/08 | |
| PROJECT NO. | FILE | DRAW / FOLDER |

| FILE | POCKET | FOLDER | NO. |
|---|---|---|---|
| | | | |

F:\A\2008\08-025\DWG\DWG08-09 C9-PLAN DILLINGHAM-KOHOU KOKEA-MATCH EXIST.DWG Aug 04, 2008-10:23 AM

| FED. ROAD DIST. NO. | STATE | FED. AID PROJ. NO. | FISCAL YEAR | SHEET NO. | TOTAL SHEETS |
|---|---|---|---|---|---|
| HAWAII | HAW. | STP-0001(36) | 2008 | 10 | 42 |

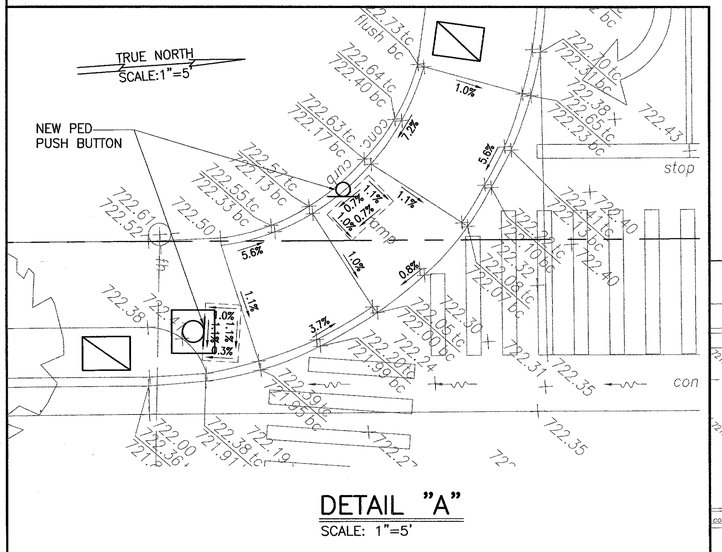


DETAIL "A"
SCALE: 1"=5'

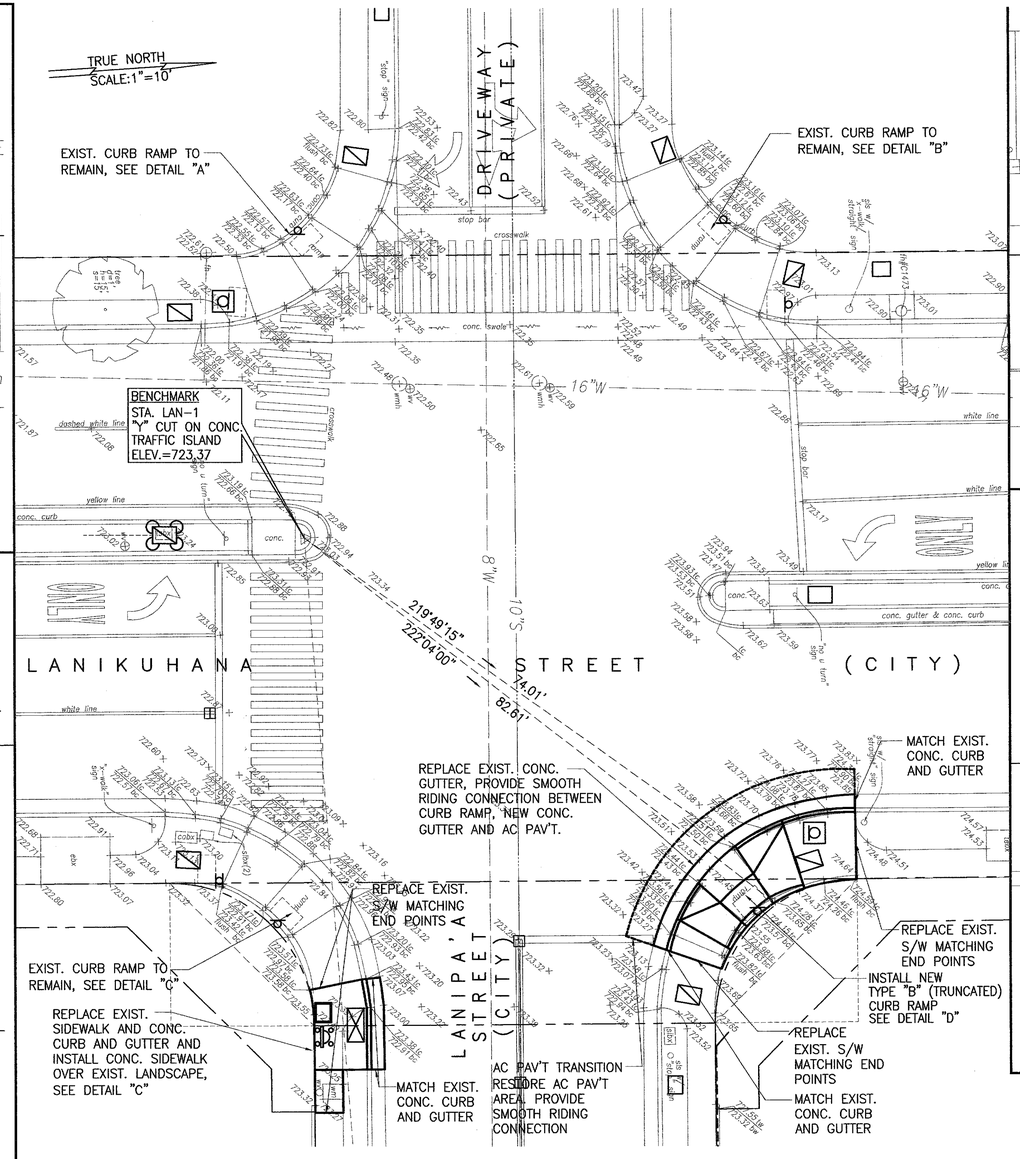


CURB RAMP PLAN
SCALE: 1"=10'

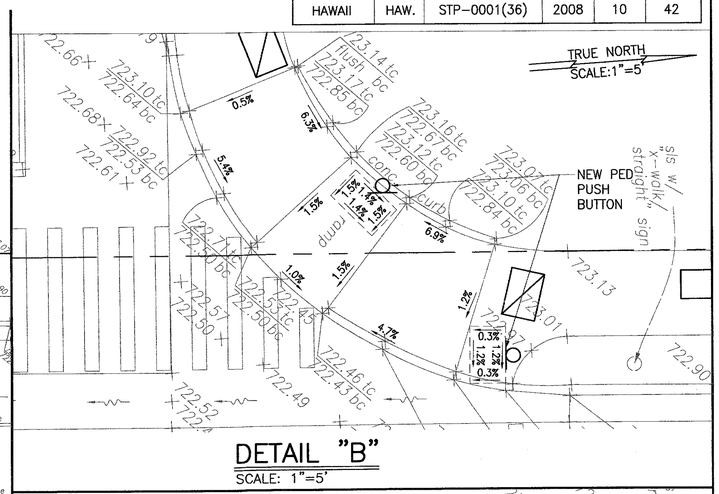


DETAIL "B"
SCALE: 1"=5'

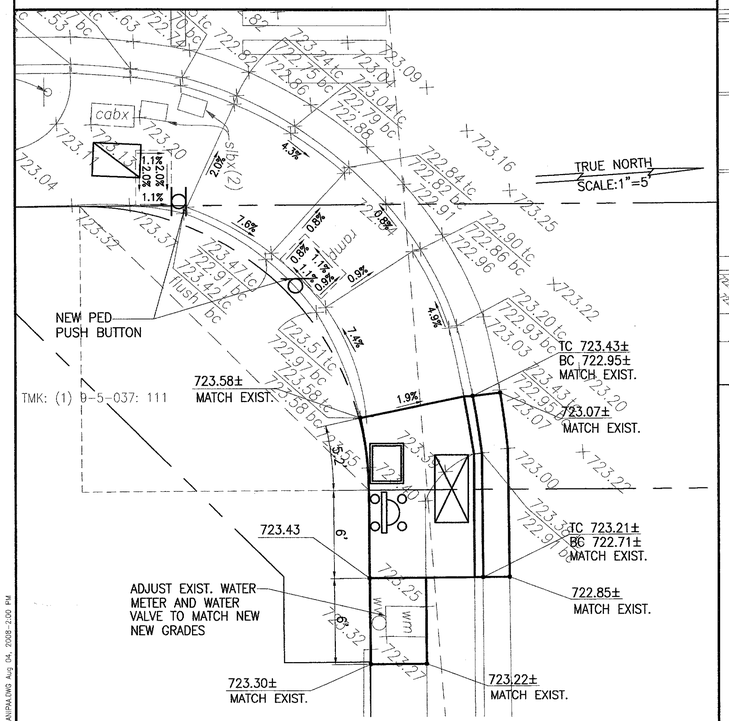


DETAIL "C"
SCALE: 1"=5'

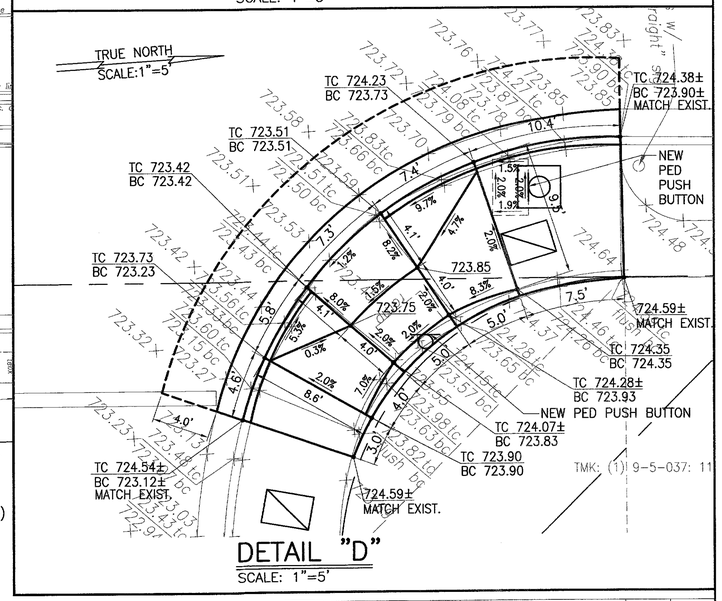


DETAIL "D"
SCALE: 1"=5'

NOTES:

1. SEE SHEETS C-14 TO C-17 FOR CURB RAMP AND MISCELLANEOUS DETAILS.
2. FOR ADA CURB RAMP COMPLIANCE, THE MAXIMUM CURB RAMP/ TRANSITION SLOPES SHOWN ON THE CURB RAMP TYPICAL DETAILS SHALL GOVERN OVER THE CURB RAMP CALCULATED SLOPES SHOWN ON THE PLANS, UNLESS A TECHNICAL INFEASIBILITY (TI) STATEMENT HAS BEEN FILED. IF A TI STATEMENT HAS BEEN FILED, THOSE RAMP SLOPES REFLECTED ON THE IT SHALL GOVERN. THE CONSTRUCTION TOLERANCES FOR ADA CURB RAMP SLOPES PROVIDED IN THE SP SECTION FOR CURB RAMPS, WILL BE APPLIED, AS APPLICABLE, TO THE MAXIMUM SLOPE REQUIREMENTS REFLECTED ON THIS PROJECT'S CURB RAMP TYPICAL DETAIL(S) OR THE SLOPES REFLECTED IN THE TI, WHICHEVER IS GREATER.
3. ADD TACTILE PAD ON ALL CURB RAMPS. SEE SHEET C-16.

| REVISION | DATE | DESCRIPTION | ENGINEER | APPROVED |
|---|---|---|---|---|
| | | | | |

KEITH K. NIIYA
LICENSED PROFESSIONAL ENGINEER
No. 8226-C
HAWAII, U.S.A.

THIS WORK WAS PREPARED BY ME OR UNDER MY SUPERVISION AND CONSTRUCTION OF THIS PROJECT WILL BE UNDER MY OBSERVATION.

signature 4/30/10 expiration date of the license

AUSTIN, TSUTSUMI & ASSOCIATES, INC.
CIVIL ENGINEERS SURVEYORS HONOLULU, HAWAII

DEPARTMENT OF TRANSPORTATION SERVICES
CITY & COUNTY OF HONOLULU

TRAFFIC CONTROL SIGNALIZATION
AT VARIOUS LOCATIONS ON OAHU, PHASE X
FEDERAL-AID NO. STP-0001(36)

CURB RAMP PLAN & DETAILS
LANIKUHANA AVENUE/LANIPAA STREET

| | |
|---|---|
| DESIGN | LHY |
| DRAWN | LHY |
| CHECKED | KKN |
| DATE | 08/04/08 |

C-10
SHEET 10 OF 42 SHEETS

PROJECT NO. | FILE | DRAW | FOLDER

| FILE | POCKET | FOLDER | NO. |
|---|---|---|---|
| | | | |

P:\0\2008\08-020\DWG\DWG10 CR-LANIKUHANA-LANIPAA.DWG Aug 04, 2008 2:00 PM

| FED. ROAD DIST. NO. | STATE | FED. AID PROJ. NO. | FISCAL YEAR | SHEET NO. | TOTAL SHEETS |
|---|---|---|---|---|---|
| HAWAII | HAW. | STP-0001(36) | 2008 | 11 | 42 |

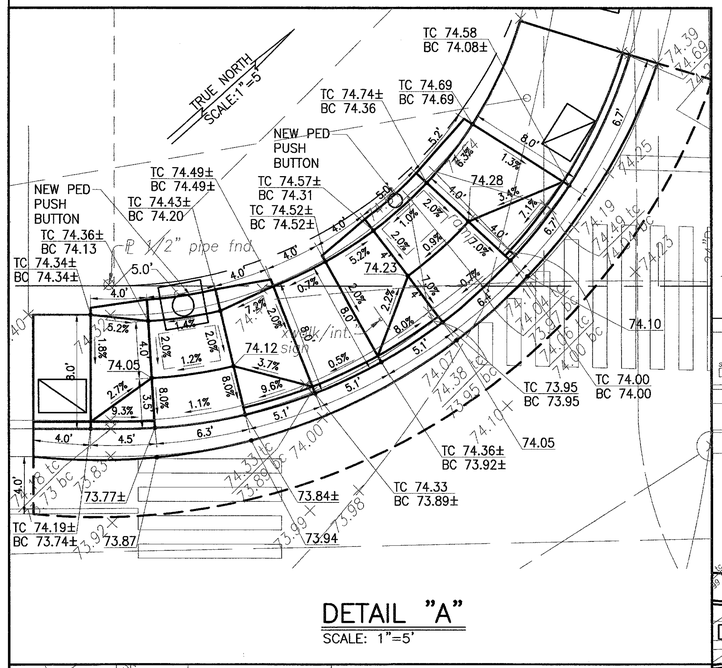


## DETAIL "A"

SCALE: 1"=5'

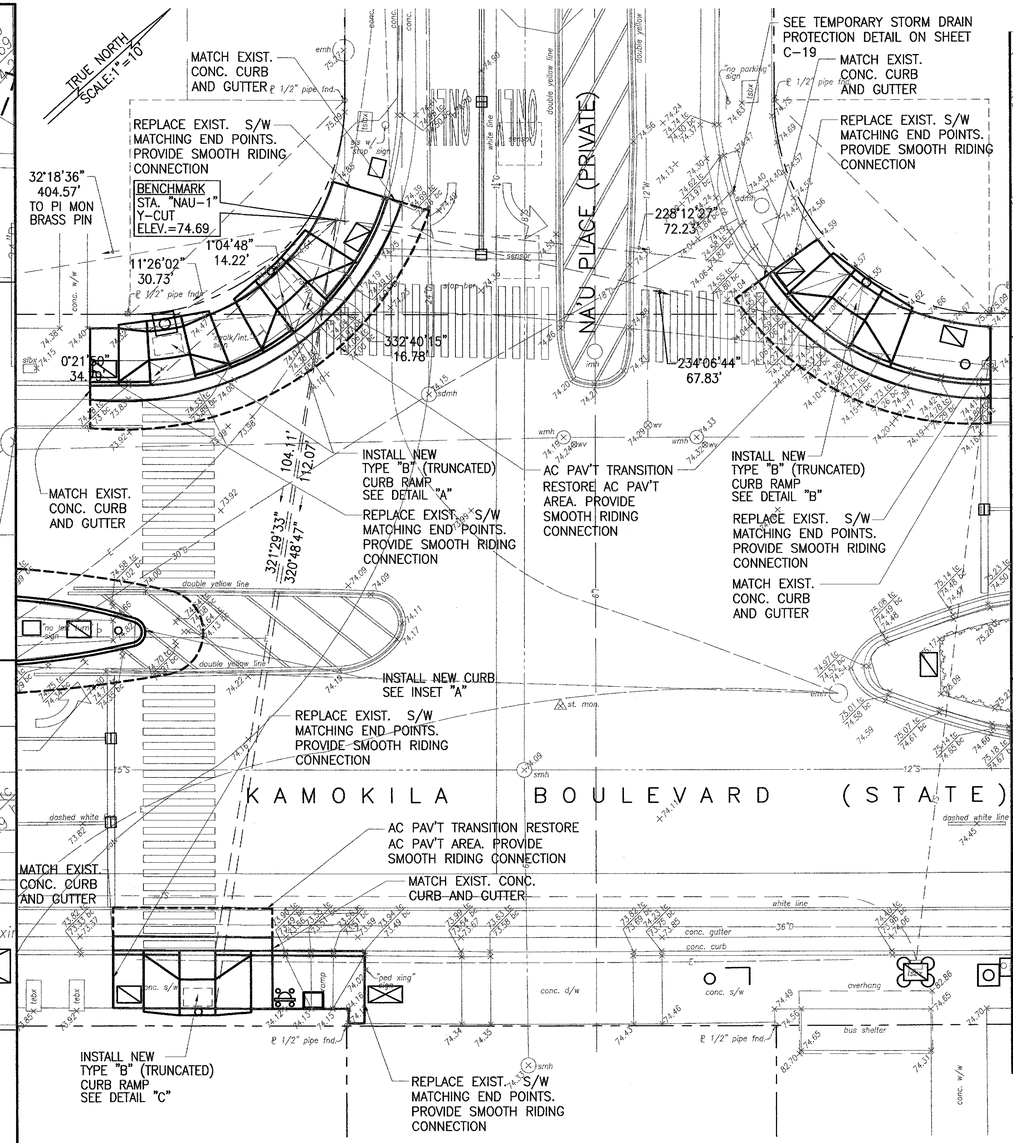


## CURB RAMP PLAN

SCALE: 1"=10'

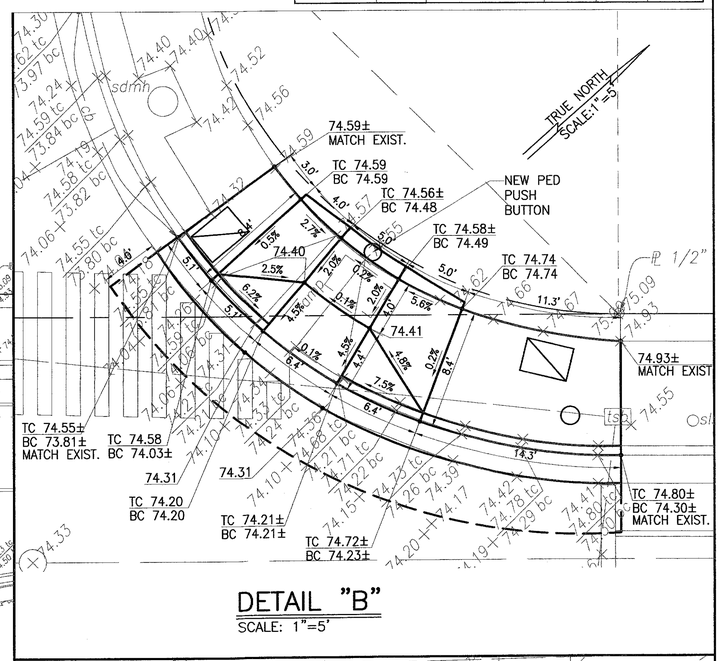


## DETAIL "B"

SCALE: 1"=5'

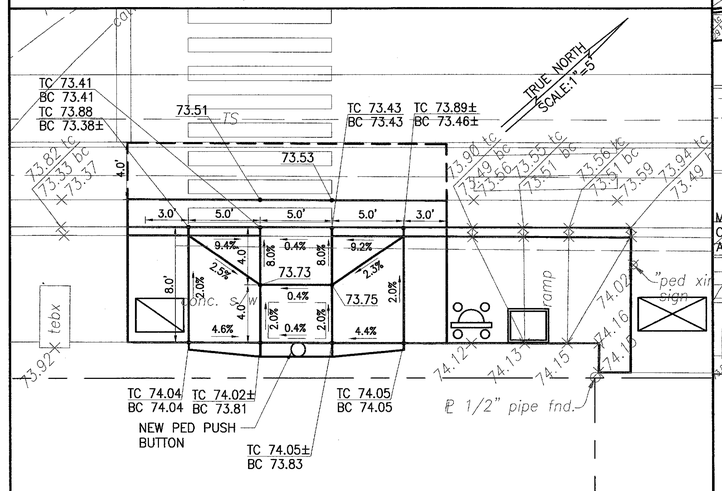


## DETAIL "C"

SCALE: 1"=5'

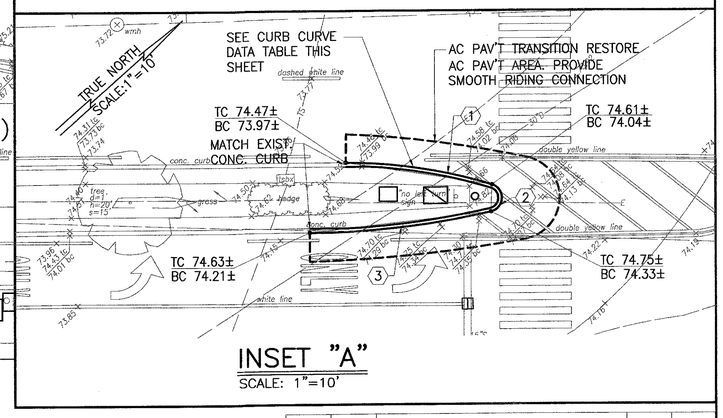


## INSET "A"

SCALE: 1"=10'

| REVISION | DATE | DESCRIPTION | ENGINEER | APPROVED |
|---|---|---|---|---|
| | | | | |
| | | | | |
| | | | | |

NOTES:

1. SEE SHEETS C-14 TO C-17 FOR CURB RAMP AND MISCELLANEOUS DETAILS.
2. FOR ADA CURB RAMP COMPLIANCE, THE MAXIMUM CURB RAMP/ TRANSITION SLOPES SHOWN ON THE CURB RAMP TYPICAL DETAILS SHALL GOVERN OVER THE CURB RAMP CALCULATED SLOPES SHOWN ON THE PLANS, UNLESS A TECHNICAL INFEASIBILITY (TI) STATEMENT HAS BEEN FILED. IF A TI STATEMENT HAS BEEN FILED, THOSE RAMP SLOPES REFLECTED ON THE IT SHALL GOVERN. THE CONSTRUCTION TOLERANCES FOR ADA CURB RAMP SLOPES PROVIDED IN THE SP SECTION FOR CURB RAMPS, WILL BE APPLIED, AS APPLICABLE, TO THE MAXIMUM SLOPE REQUIREMENTS REFLECTED ON THIS PROJECT'S CURB RAMP TYPICAL DETAIL(S) OR THE SLOPES REFLECTED IN THE TI, WHICHEVER IS GREATER.
3. ADD TACTILE PAD ON ALL CURB RAMPS. SEE SHEET C-16

CURB CURVE DATA

| NO. | Δ | R | Ch | Lc |
|---|---|---|---|---|
| 1 | 51°04'09" | 70.0' | 20.63' | 20.70' |
| 2 | 134°12'51" | 2.0' | 3.85' | 5.20' |
| 3 | 215°30'49" | 110.00' | 25.45' | 25.50' |

KEITH K. NIIYA
LICENSED PROFESSIONAL ENGINEER
No. 8226-C
HAWAII, U.S.A.

THIS WORK WAS PREPARED BY ME, OR UNDER MY SUPERVISION AND CONSTRUCTION OF THIS PROJECT WILL BE UNDER MY OBSERVATION.

signature — 4/30/10 expiration date of the license

AUSTIN, TSUTSUMI & ASSOCIATES, INC.
ENGINEERS, SURVEYORS — HONOLULU, HAWAII

DEPARTMENT OF TRANSPORTATION SERVICES
CITY & COUNTY OF HONOLULU

TRAFFIC CONTROL SIGNALIZATION
AT VARIOUS LOCATIONS ON OAHU, PHASE X
FEDERAL-AID NO. STP-0001(36)

CURB RAMP PLAN & DETAILS
KAMOKILA BOULEVARD/NA'U STREET

| | | |
|---|---|---|
| DESIGN | LHY | C-11 |
| DRAWN | LHY | SHEET 11 |
| CHECKED | KKN | OF 42 SHEETS |
| DATE | 08/08/08 | |
| PROJECT NO. | FILE | DRAW / FOLDER |

| FILE | POCKET | FOLDER | NO. |
|---|---|---|---|
| | | | |

P:\X:\2008\08-0207\DWG\DWG11 CR-KAMOKILA-NAU.DWG Aug 04, 2008-7:02 AM

| FED. ROAD DIST. NO. | STATE | FED. AID PROJ. NO. | FISCAL YEAR | SHEET NO. | TOTAL SHEETS |
|---|---|---|---|---|---|
| HAWAII | HAW. | STP-0001(36) | 2008 | 12 | 42 |

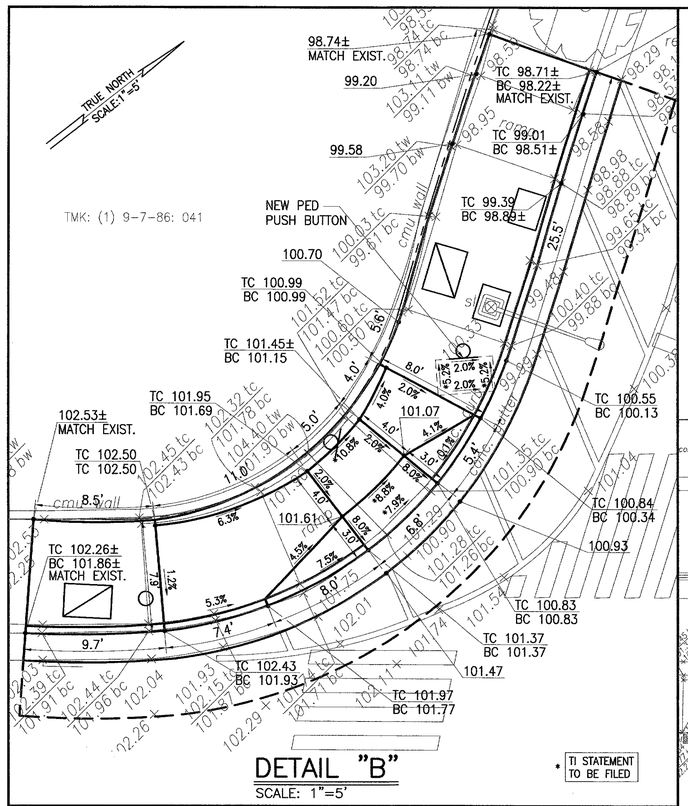


## DETAIL "B"

SCALE: 1"=5'

* TI STATEMENT TO BE FILED

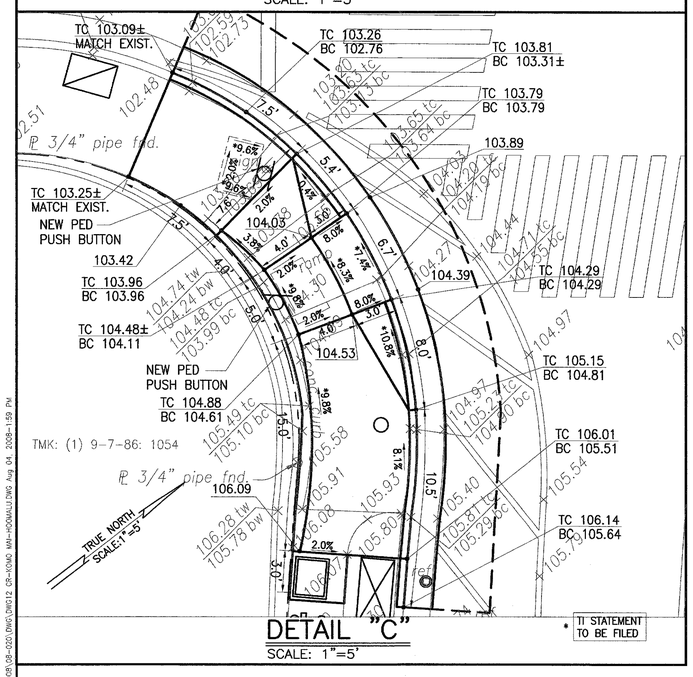


## DETAIL "C"

SCALE: 1"=5'

* TI STATEMENT TO BE FILED

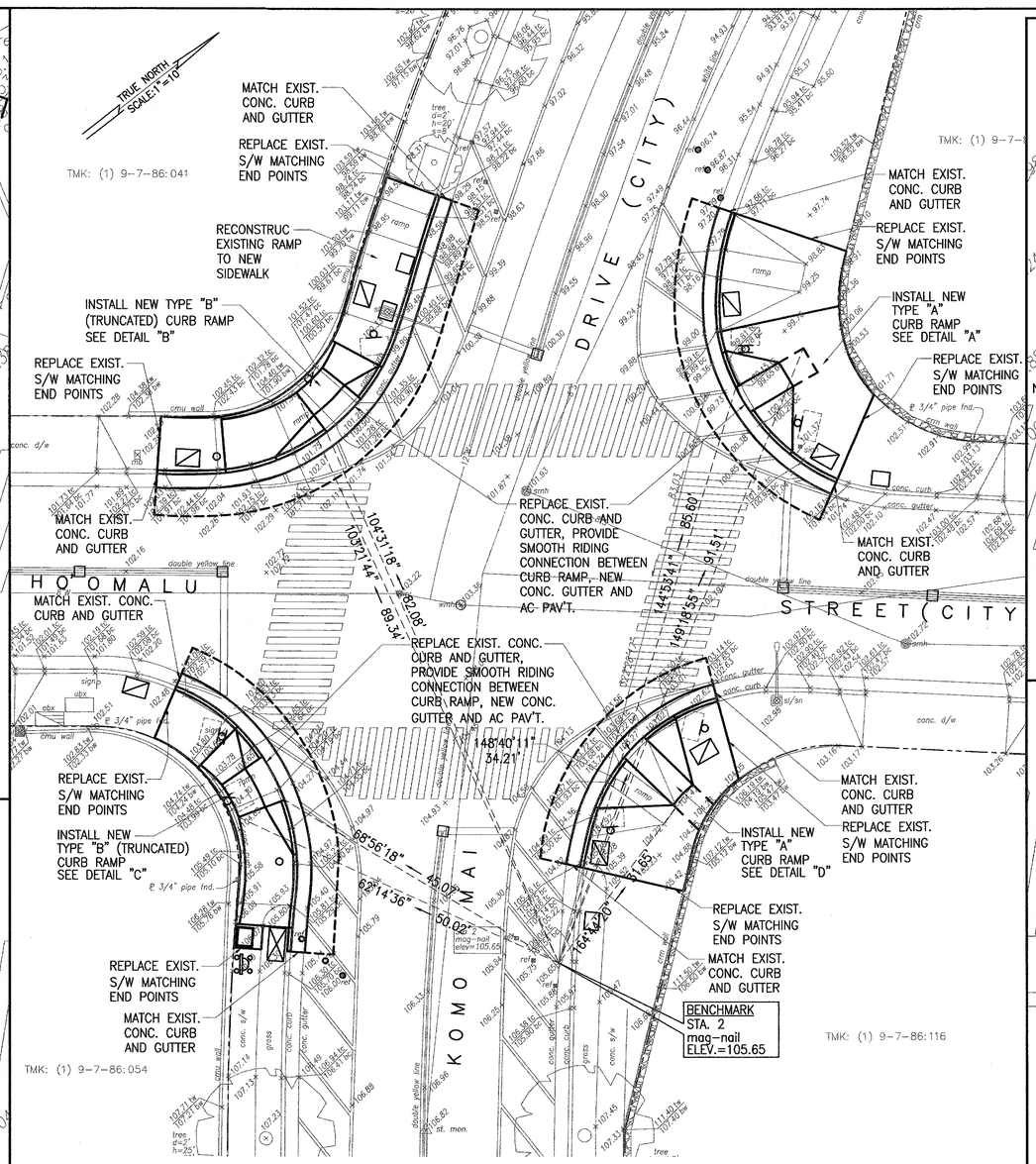


## CURB RAMP PLAN

SCALE: 1"=10'

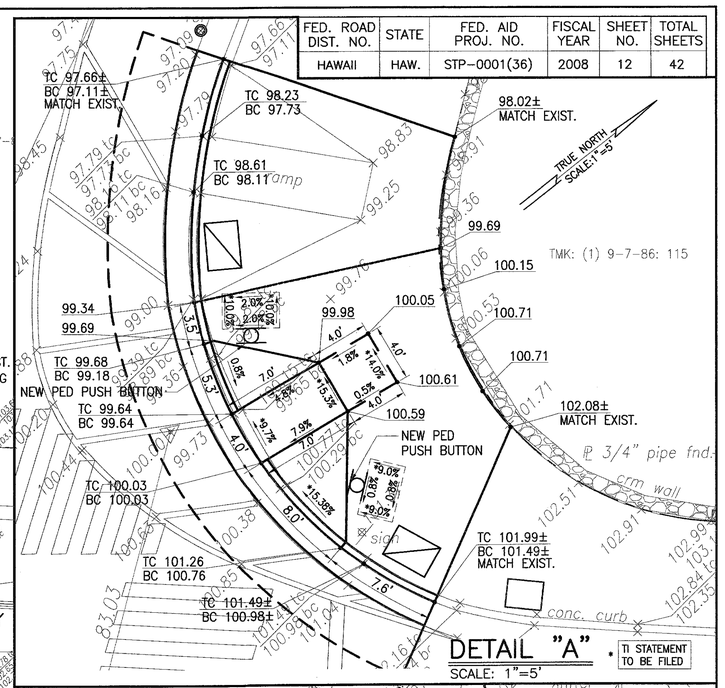


## DETAIL "A"

SCALE: 1"=5'

* TI STATEMENT TO BE FILED

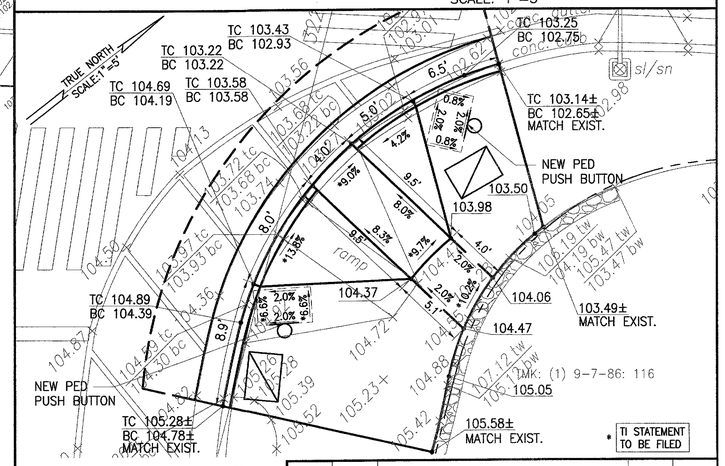


## DETAIL "D"

SCALE: 1"=5'

* TI STATEMENT TO BE FILED

NOTES:

1. SEE SHEETS C-14 TO C-17 FOR CURB RAMP AND MISCELLANEOUS DETAILS.
2. FOR ADA CURB RAMP COMPLIANCE, THE MAXIMUM CURB RAMP/ TRANSITION SLOPES SHOWN ON THE CURB RAMP TYPICAL DETAILS SHALL GOVERN OVER THE CURB RAMP CALCULATED SLOPES SHOWN ON THE PLANS, UNLESS A TECHNICAL INFEASIBILITY (TI) STATEMENT HAS BEEN FILED. IF A TI STATEMENT HAS BEEN FILED, THOSE RAMP SLOPES REFLECTED ON THE IT SHALL GOVERN. THE CONSTRUCTION TOLERANCES FOR ADA CURB RAMP SLOPES PROVIDED IN THE SP SECTION FOR CURB RAMPS, WILL BE APPLIED, AS APPLICABLE, TO THE MAXIMUM SLOPE REQUIREMENTS REFLECTED ON THIS PROJECT'S CURB RAMP TYPICAL DETAIL(S) OR THE SLOPES REFLECTED IN THE TI, WHICHEVER IS GREATER.
3. ADD TACTILE PAD ON ALL CURB RAMPS. SEE SHEET C-16.
4. FOR DEMOLITION OF EXIST. CURB RAMPS, SEE SHEET C-X.

KEITH K. NIIYA
LICENSED PROFESSIONAL ENGINEER
No. 8226-C
HAWAII, U.S.A.

THIS WORK WAS PREPARED BY ME OR UNDER MY SUPERVISION AND CONSTRUCTION OF THIS PROJECT WILL BE UNDER MY OBSERVATION.

signature 4/30/10 expiration date of the license

AATA AUSTIN, TSUTSUMI & ASSOCIATES, INC. ENGINEERS, SURVEYORS HONOLULU, HAWAII

| REVISION | DATE | DESCRIPTION | ENGINEER | APPROVED |
|---|---|---|---|---|
| | | | | |

DEPARTMENT OF TRANSPORTATION SERVICES
CITY & COUNTY OF HONOLULU

TRAFFIC CONTROL SIGNALIZATION
AT VARIOUS LOCATIONS ON OAHU, PHASE X
FEDERAL-AID NO. STP-0001(36)

CURB RAMP PLAN & DETAILS
KOMO MAI DRIVE/HOOMALU STREET

| | | |
|---|---|---|
| DESIGN | LHY | C-12 |
| DRAWN | LHY | SHEET 12 |
| CHECKED | KKN | OF 42 SHEETS |
| DATE | 08/04/08 | |
| PROJECT NO. | | FILE / DRAW / FOLDER |

| FILE | POCKET | FOLDER | NO. |
|---|---|---|---|
| | | | |

FN:X:\2008\08-020\DWG\DWG12 CR-KOMO MAI-HOOMALU.DWG Aug 04 2008-1:59 PM

| FED. ROAD DIST. NO. | STATE | FED. AID PROJ. NO. | FISCAL YEAR | SHEET NO. | TOTAL SHEETS |
|---|---|---|---|---|---|
| HAWAII | HAW. | STP-0001(36) | 2008 | 13 | 42 |

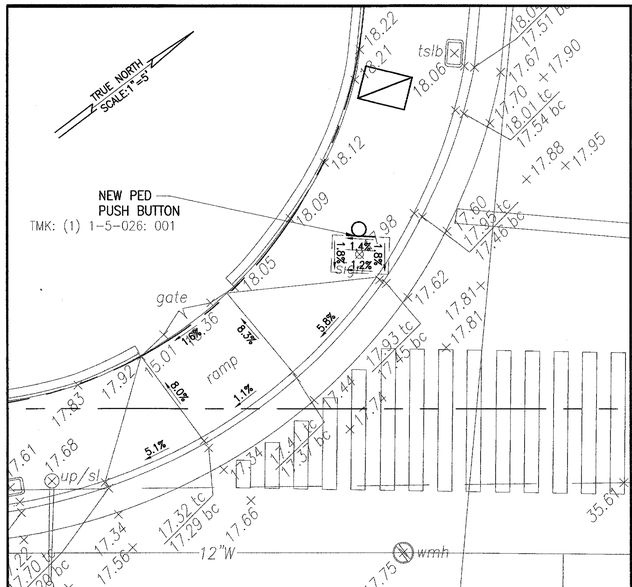


DETAIL "A"
SCALE: 1"=5'

* TI STATEMENT TO BE FILED

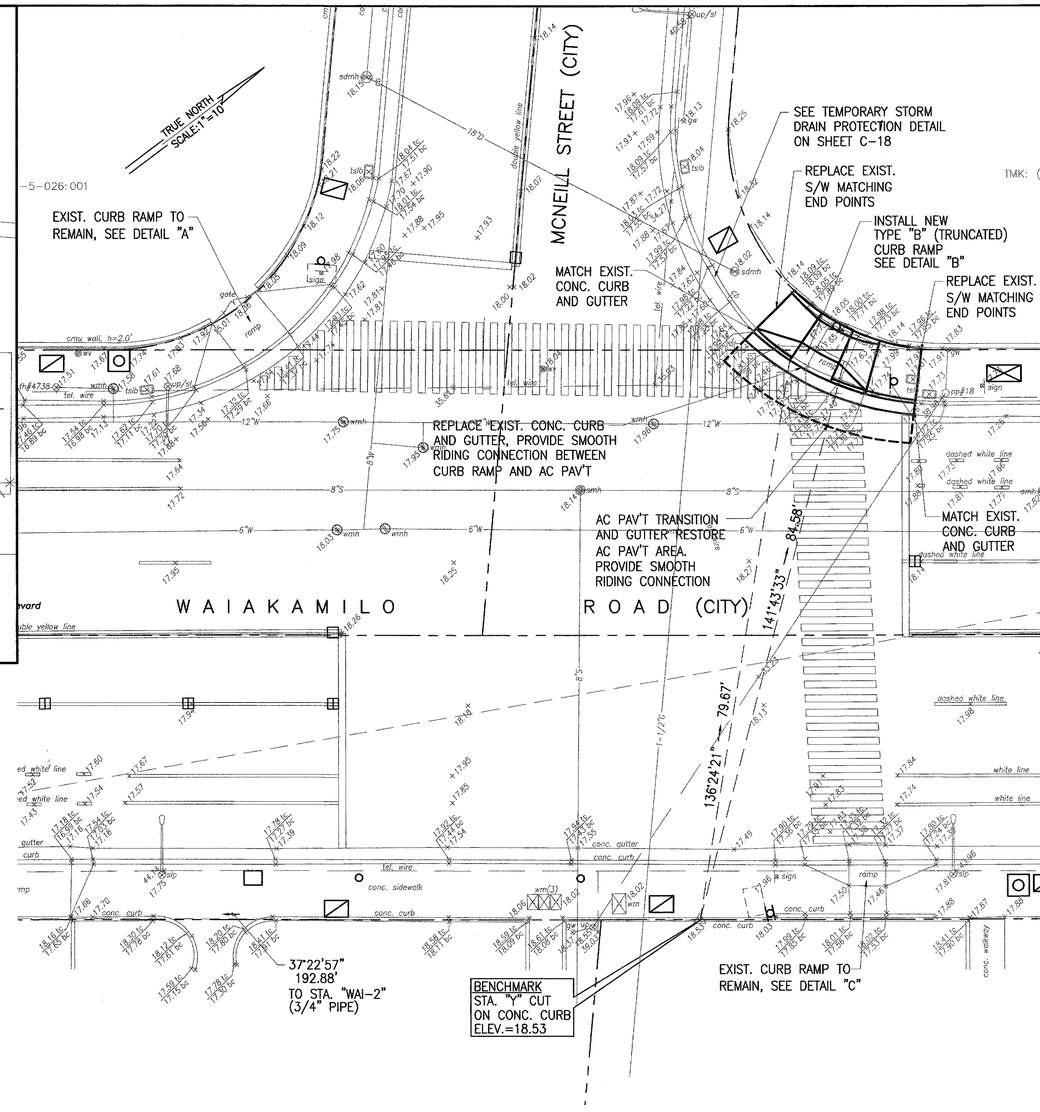


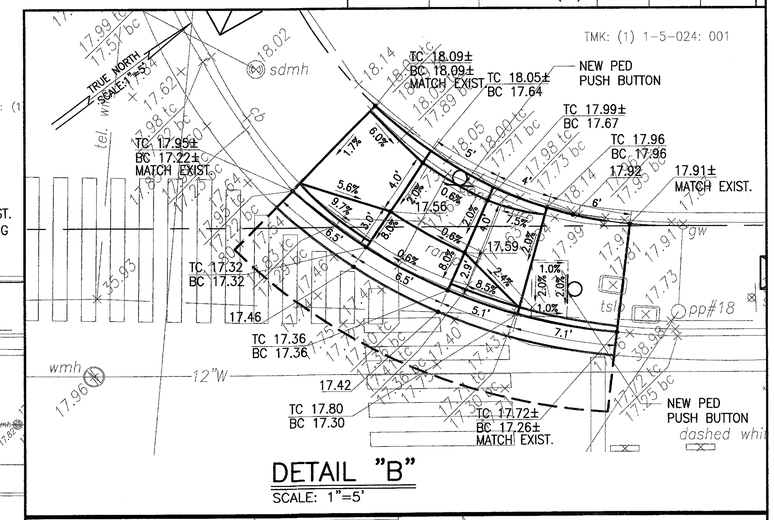


DETAIL "B"
SCALE: 1"=5'

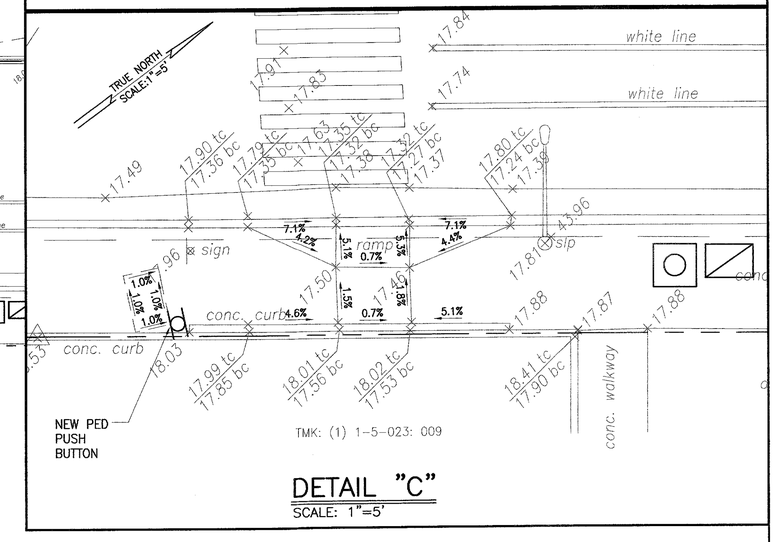


DETAIL "C"
SCALE: 1"=5'

# CURB RAMP PLAN

SCALE: 1"=10'

NOTES:

1. SEE SHEETS C-14 TO C-17 FOR CURB RAMP AND MISCELLANEOUS DETAILS.
2. FOR ADA CURB RAMP COMPLIANCE, THE MAXIMUM CURB RAMP/ TRANSITION SLOPES SHOWN ON THE CURB RAMP TYPICAL DETAILS SHALL GOVERN OVER THE CURB RAMP CALCULATED SLOPES SHOWN ON THE PLANS, UNLESS A TECHNICAL INFEASIBILITY (TI) STATEMENT HAS BEEN FILED. IF A TI STATEMENT HAS BEEN FILED, THOSE RAMP SLOPES REFLECTED ON THE IT SHALL GOVERN. THE CONSTRUCTION TOLERANCES FOR ADA CURB RAMP SLOPES PROVIDED IN THE SP SECTION FOR CURB RAMPS, WILL BE APPLIED, AS APPLICABLE, TO THE MAXIMUM SLOPE REQUIREMENTS REFLECTED ON THIS PROJECT'S CURB RAMP TYPICAL DETAIL(S) OR THE SLOPES REFLECTED IN THE TI, WHICHEVER IS GREATER.
3. ADD TACTILE PAD ON ALL CURB RAMPS. SEE SHEET C-16.

| REVISION | DATE | DESCRIPTION | ENGINEER | APPROVED |
|---|---|---|---|---|
| | | | | |

KEITH K. NIIYA
LICENSED PROFESSIONAL ENGINEER
No. 8226-C
HAWAII, U.S.A.

THIS WORK WAS PREPARED BY ME OR UNDER MY SUPERVISION AND CONSTRUCTION OF THIS PROJECT WILL BE UNDER MY OBSERVATION.

signature 4/30/10 expiration date of the license

AUSTIN, TSUTSUMI & ASSOCIATES, INC.
ENGINEERS, SURVEYORS HONOLULU, HAWAII

DEPARTMENT OF TRANSPORTATION SERVICES
CITY & COUNTY OF HONOLULU

TRAFFIC CONTROL SIGNALIZATION
AT VARIOUS LOCATIONS ON OAHU, PHASE X
FEDERAL-AID NO. STP-0001(36)

CURB RAMP PLAN & DETAILS
WAIAKAMILO ROAD/MCNEILL STREET

| | |
|---|---|
| DESIGN | LHY |
| DRAWN | LHY |
| CHECKED | KKN |
| DATE | 08/04/08 |

C-13
SHEET 13 OF 42 SHEETS

PROJECT NO. FILE DRAW FOLDER

| FILE | POCKET | FOLDER | NO. |
|---|---|---|---|
| | | | |

IN:\x\2008\08-100\DWG\ENG13 CR- WAIAKAMILO-MCNEILL.DWG Aug 04, 2008-9:10 AM